



(Please scan this QR Code to view this Red Herring Prospectus)



**BHARAT COKING COAL LIMITED**  
**CORPORATE IDENTITY NUMBER: U10101JH1972GOI000918**

REGISTERED AND CORPORATE OFFICE	CONTACT PERSON	TELEPHONE AND E-MAIL	WEBSITE
Koyla Bhawan, Koyla Nagar, Dhanbad Jharkhand, India – 826005	Bani Kumar Parui <i>Company Secretary and Compliance Officer</i>	Telephone: +91 326-2230190 Email: cos.bccl@coalindia.in	www.bcclweb.in

**OUR PROMOTERS: PRESIDENT OF INDIA, ACTING THROUGH THE MINISTRY OF COAL, GOVERNMENT OF INDIA AND COAL INDIA LIMITED**

**DETAILS OF THE OFFER TO PUBLIC**

TYPE OF OFFER	FRESH ISSUE SIZE	OFFER FOR SALE SIZE	TOTAL OFFER SIZE	ELIGIBILITY AND SHARE RESERVATION AMONG QIBS, NIIS, RIIS, ELIGIBLE EMPLOYEES, ELIGIBLE SHAREHOLDERS
Offer for Sale	Not applicable	Up to 465,700,000 equity shares of face value ₹ 10 each aggregating up to ₹ [●] million	Up to 465,700,000 equity shares of face value ₹ 10 each aggregating up to ₹ [●] million	The Offer is being made pursuant to Regulation 6(1) of the Securities and Exchange Board of India (Issue of Capital and Disclosure Requirements) Regulations, 2018, as amended (“SEBI ICDR Regulations”). For further details, see “ <i>Other Regulatory and Statutory Disclosures – Eligibility for the Offer</i> ” on page 483. For details of share reservation among QIBs, NIIs, RIIs Eligible Employees and Eligible Shareholders, see “ <i>Offer Structure</i> ” beginning on page 505.

**DETAILS OF THE SELLING SHAREHOLDER, OFFER FOR SALE AND WEIGHTED AVERAGE COST OF ACQUISITION PER EQUITY SHARE**

NAME OF THE SELLING SHAREHOLDER	TYPE	MAXIMUM NUMBER OF OFFERED SHARES/ AMOUNT	WACA (IN ₹ PER EQUITY SHARE) <sup>#</sup>
Coal India Limited	Promoter Selling Shareholder	Up to 465,700,000 equity shares of face value ₹ 10 each aggregating up to ₹ [●] million	10.00

<sup>#</sup>WACA: Weighted average cost of acquisition. WACA is the total cost incurred for acquiring the securities of the Company as of date divided by the total number of securities acquired less the amount received pursuant to the transfer/sale of any securities (if any) divided by the total number of securities sold/transferred.

<sup>#</sup>As certified by Nag & Associates, Chartered Accountants, by way of their certificate dated January 2, 2026.

**RISKS IN RELATION TO THE FIRST OFFER**

This being the first public issue of our Company, there has been no formal market for the Equity Shares of our Company. The face value of our Equity Shares is ₹ 10 each. The Floor Price, Cap Price and the Offer Price (as determined by our Company, in consultation with the BRLMs on the basis of the assessment of market demand for the Equity Shares by way of the Book Building Process and in accordance with SEBI ICDR Regulations, and as stated in “*Basis for Offer Price*” beginning on page 123 should not be taken to be indicative of the market price of the Equity Shares after the Equity Shares are listed. No assurance can be given regarding an active and/or sustained trading in the Equity Shares or regarding the price at which the Equity Shares will be traded after listing.

**GENERAL RISK**

Investments in equity and equity-related securities involve a degree of risk and investors should not invest any funds in the Offer unless they can afford to take the risk of losing their entire investment. Investors are advised to read the risk factors carefully before taking an investment decision in the Offer. For taking an investment decision, investors must rely on their own examination of our Company and the Offer including the risks involved. The Equity Shares in the Offer have not been recommended or approved by the Securities and Exchange Board of India (“SEBI”), nor does the SEBI guarantee the accuracy or adequacy of the contents of this Red Herring Prospectus. Specific attention of the investors is invited to “*Risk Factors*” beginning on page 33.

**OUR COMPANY’S AND SELLING SHAREHOLDER’S ABSOLUTE RESPONSIBILITY**

Our Company, having made all reasonable inquiries, accepts responsibility for and confirms that this Red Herring Prospectus contains all information with regard to our Company and the Offer, which is material in the context of the Offer, that the information contained in this Red Herring Prospectus is true and correct in all material aspects and is not misleading in any material respect, that the opinions and intentions expressed herein are honestly held and that there are no other facts, the omission or inclusion of which makes this Red Herring Prospectus as a whole or any of such information or the expression of any such opinions or intentions, misleading in any material respect. Further, the Promoter Selling Shareholder, accepts responsibility for and confirms only the statements specifically made or confirmed by such Promoter Selling Shareholder in this Red Herring Prospectus solely in relation to such Promoter Selling Shareholder and the Offered Shares and assumes responsibility that such statements are true and correct in all material respects and are not misleading in any material aspect.

**LISTING**

The Equity Shares to be offered through this Red Herring Prospectus are proposed to be listed on BSE Limited (“BSE”) and National Stock Exchange of India Limited (“NSE”, and together with BSE, the “*Stock Exchanges*”). For the purposes of the Offer, NSE is the Designated Stock Exchange.

**BOOK RUNNING LEAD MANAGERS**

NAME OF THE BOOK RUNNING LEAD MANAGER AND LOGO	CONTACT PERSON(S)	TELEPHONE AND E-MAIL
IDBI Capital Markets & Securities Limited	Sri Krishna Tapariya / Himanshu Shekhar Jha	Telephone: +91 22 4069 1953 Email: bccl ipo@idbicapital.com
ICICI Securities Limited	Rahul Sharma / Ashik Joisar	Telephone: +91 22 6807 7100 E-mail: bccl.ipo@icicisecurities.com

**DETAILS OF REGISTRAR TO THE OFFER**

NAME AND LOGO OF REGISTRAR	CONTACT PERSON	TELEPHONE AND E-MAIL
KFin Technologies Limited	M Murali Krishan	Telephone: +91 40 6716 2222/18003094001 E-mail: bccl.ipo@kfintech.com

**BID/OFFER PERIOD**

ANCHOR INVESTOR BIDDING DATE	BID/OFFER OPENS ON	BID/OFFER CLOSES ON <sup>(1)</sup>
Thursday, January 8, 2026*	Friday, January 9, 2026	Tuesday, January 13, 2026

\*Our Company, in consultation with the BRLMs, may consider participation by Anchor Investors in accordance with the SEBI ICDR Regulations. The Anchor Investor Bid/Offer Period shall be one Working Day prior to the Bid/Offer Opening Date i.e. Thursday, January 8, 2026.

<sup>(1)</sup> UPI mandate end time and date shall be at 5:00 pm on the Bid/Offer Closing Date.



(Please scan this QR Code to view this Red Herring Prospectus)



## BHARAT COKING COAL LIMITED

Our Company was incorporated in Bihar as “Bharat Coking Coal Limited”, as a private limited company under the Companies Act, 1956, pursuant to a certificate of incorporation dated January 01, 1972, issued by the Registrar of Companies, Bihar at Patna. Thereafter, our Company was converted from a private limited company to a public limited company, pursuant to a special resolution passed by our shareholders in the extraordinary general meeting held on April 28, 2025, and a fresh certificate of incorporation dated May 7, 2025, was issued by the Registrar of Companies, Central Processing Centre. For further details relating to the change in the name and registered office of our Company, see “*History and Certain Corporate Matters*” on page 262.

**Registered and Corporate Office:** Koyla Bhawan, Koyla Nagar, Dhanbad, Jharkhand, India – 826005  
**Contact Person:** Bani Kumar Parui, Company Secretary and Compliance Officer; **Telephone:** +91 326-2230190  
**E-mail:** cos.bccl@coalindia.in; **Website:** www.bcclweb.in; **Corporate Identity Number:** U10101JH1972GOI000918

### OUR PROMOTERS: PRESIDENT OF INDIA, ACTING THROUGH THE MINISTRY OF COAL, GOVERNMENT OF INDIA AND COAL INDIA LIMITED

**INITIAL PUBLIC OFFERING OF UP TO 465,700,000 EQUITY SHARES OF FACE VALUE OF ₹ 10 EACH (“EQUITY SHARES”) OF BHARAT COKING COAL LIMITED (THE “COMPANY”) FOR CASH AT A PRICE OF ₹ [●] PER EQUITY SHARE INCLUDING A PREMIUM OF ₹ [●] PER EQUITY SHARE (THE “OFFER PRICE”) THROUGH AN OFFER FOR SALE (THE “OFFER”) OF UP TO 465,700,000 EQUITY SHARES AGGREGATING UP TO ₹ [●] MILLION BY COAL INDIA LIMITED (THE “PROMOTER SELLING SHAREHOLDER” OR “SELLING SHAREHOLDER” AND SUCH EQUITY SHARES OFFERED BY THE SELLING SHAREHOLDER, THE “OFFERED SHARES”).**

**THE OFFER INCLUDES A RESERVATION OF UP TO 23,285,000 EQUITY SHARES OF FACE VALUE OF ₹ 10 EACH, AGGREGATING UP TO ₹ [●] MILLION (CONSTITUTING UP TO [●] % OF THE POST-OFFER PAID-UP EQUITY SHARE CAPITAL) FOR SUBSCRIPTION BY ELIGIBLE EMPLOYEES (“EMPLOYEE RESERVATION PORTION”) AND A RESERVATION OF UP TO 46,570,000 EQUITY SHARES AGGREGATING UP TO ₹ [●] MILLION (CONSTITUTING UP TO [●] % OF THE POST-OFFER PAID-UP EQUITY SHARE CAPITAL) FOR SUBSCRIPTION BY ELIGIBLE SHAREHOLDERS (“SHAREHOLDER RESERVATION PORTION”). THE OFFER LESS THE EMPLOYEE RESERVATION PORTION AND THE SHAREHOLDER RESERVATION PORTION IS HEREINAFTER REFERRED TO AS THE “NET OFFER”. THE OFFER AND THE NET OFFER SHALL CONSTITUTE [●] % AND [●] %, RESPECTIVELY, OF THE POST-OFFER PAID-UP EQUITY SHARE CAPITAL OF OUR COMPANY. OUR COMPANY MAY IN CONSULTATION WITH THE BRLMS, OFFER A DISCOUNT OF ₹ [●] ON THE OFFER PRICE TO ELIGIBLE EMPLOYEES BIDDING IN THE EMPLOYEE RESERVATION PORTION (“EMPLOYEE DISCOUNT”).**

**THE FACE VALUE OF THE EQUITY SHARE IS ₹ 10 EACH. THE OFFER PRICE IS [●] TIMES THE FACE VALUE OF THE EQUITY SHARES. THE PRICE BAND, THE EMPLOYEE DISCOUNT (IF ANY) AND THE MINIMUM BID LOT SIZE WILL BE DECIDED BY OUR COMPANY, IN CONSULTATION WITH THE BRLMS, AND WILL BE ADVERTISED IN ALL EDITIONS OF FINANCIAL EXPRESS (A WIDELY CIRCULATED ENGLISH NATIONAL DAILY NEWSPAPER), ALL EDITIONS OF JANSATTA (A WIDELY CIRCULATED HINDI NATIONAL DAILY NEWSPAPER) AND DHANBAD EDITION OF BIHAR OBSERVER (A HINDI NEWSPAPER WITH WIDE CIRCULATION IN JHARKHAND, HINDI BEING THE REGIONAL LANGUAGE OF JHARKHAND, WHERE OUR REGISTERED AND CORPORATE OFFICE IS LOCATED), AT LEAST TWO WORKING DAYS PRIOR TO THE BID/OFFER OPENING DATE AND SHALL BE MADE AVAILABLE TO THE BSE AND NSE FOR UPLOADING ON THEIR RESPECTIVE WEBSITES IN ACCORDANCE WITH THE SECURITIES AND EXCHANGE BOARD OF INDIA (ISSUE OF CAPITAL AND DISCLOSURE REQUIREMENTS) REGULATIONS, 2018, AS AMENDED (THE “SEBI ICDR REGULATIONS”).**

In case of any revision in the Price Band, the Bid/Offer Period shall be extended for at least three additional Working Days after such revision of the Price Band, subject to the total Bid/Offer Period not exceeding 10 Working Days. In cases of *force majeure*, banking strike or similar unforeseen circumstances, our Company, may in consultation with the BRLMs, for reasons to be recorded in writing, extend the Bid/Offer Period for a minimum period of one Working Day, subject to the Bid/Offer Period not exceeding 10 Working Days. Any revision in the Price Band, and the revised Bid/Offer Period, if applicable, shall be widely disseminated by notification to the Stock Exchanges by issuing a public notice and also by indicating the change on the respective websites of the BRLMs and at the terminals of the Members of the Syndicate and by intimation to the Self-Certified Syndicate Banks (“SCSBs”), Designated Intermediaries and the Sponsor Bank(s), as applicable.

The Offer is being made in terms of Rule 19(2)(b) of SCRR, read with Regulation 31 of the SEBI ICDR Regulations. The Offer is being made through the Book Building Process in accordance with Regulation 6(1) of the SEBI ICDR Regulations wherein in terms of Regulation 32(1) of the SEBI ICDR Regulations not more than 50% of the Net Offer shall be available for allocation on a proportionate basis to Qualified Institutional Buyers (“QIBs”) (the “**QIB Portion**”), provided that our Company in consultation with the BRLMs may allocate up to 60% of the QIB Portion to Anchor Investors and the basis of such allocation will be on a discretionary basis by our Company, in consultation with the BRLMs, in accordance with the SEBI ICDR Regulations (the “**Anchor Investor Portion**”), of which 40% shall be available for allocation as follows: (i) 33.33% to domestic Mutual Funds, and (ii) 6.67% to life insurance companies and pension funds, subject to valid Bids being received from domestic Mutual Funds, life insurance companies and pension funds at or above the price at which allocation is made to Anchor Investors (“**Anchor Investor Allocation Price**”). In the event of under-subscription in (ii) above, the allocation may be made to domestic Mutual Funds. In the event of undersubscription or non-allocation in the Anchor Investor Portion, the balance Equity Shares shall be added to the QIB Portion (other than the Anchor Investor Portion) (the “**Net QIB Portion**”). Further, 5% of the Net QIB Portion shall be available for allocation on a proportionate basis to Mutual Funds only, subject to valid Bids being received at or above the Offer Price, and the remainder of the Net QIB Portion shall be available for allocation on a proportionate basis to all QIBs, including Mutual Funds, subject to valid Bids being received at or above the Offer Price. Further, not less than 15% of the Net Offer shall be available for allocation to Non-Institutional Investors (“**Non-Institutional Portion**”) of which one-third of the Non-Institutional Portion shall be available for allocation to Bidders with an application size of more than ₹ 0.20 million and up to ₹ 1.00 million and two-thirds of the Non-Institutional Portion shall be available for allocation to Bidders with an application size of more than ₹ 1.00 million and undersubscription in either of these two sub-categories of the Non-Institutional Portion may be allocated to Bidders in the other sub-category of the Non-Institutional Portion in accordance with the SEBI ICDR Regulations, subject to valid Bids being received at or above the Offer Price. Further, not less than 35% of the Net Offer shall be available for allocation to Retail Individual Investors (“**Retail Portion**”), in accordance with the SEBI ICDR Regulations, subject to valid Bids being received from them at or above the Offer Price. All Bidders (except Anchor Investors) are mandatorily required to utilise the Application Supported by Blocked Amount (“**ASBA**”) process by providing details of their respective ASBA accounts and UPI ID (defined hereinafter) in case of UPI Bidders (defined hereinafter), as applicable, pursuant to which their corresponding Bid Amount will be blocked by the SCSBs or by the Sponsor Bank(s) under the UPI Mechanism, as the case may be, to the extent of the respective Bid Amounts. Anchor Investors are not permitted to participate in the Offer through the ASBA Process. For further details, see “*Offer Procedure*” on page 511.

### RISKS IN RELATION TO THE FIRST OFFER

This being the first public issue of our Company, there has been no formal market for the Equity Shares. The face value of the Equity Shares is ₹ 10. The Offer Price, Floor Price and Cap Price, as determined by our Company, in consultation with the BRLMs on the basis of the assessment of market demand for the Equity Shares by way of the Book Building Process and in accordance with the SEBI ICDR Regulations and as stated in “*Basis for Offer Price*” beginning on page 123, should not be taken to be indicative of the market price of the Equity Shares after such Equity Shares are listed. No assurance can be given regarding an active and/or sustained trading in the Equity Shares nor regarding the price at which the Equity Shares will be traded after listing.

### GENERAL RISK

Investments in equity and equity-related securities involve a degree of risk and investors should not invest any funds in this Offer unless they can afford to take the risk of losing their entire investment. Investors are advised to read the risk factors carefully before taking an investment decision in this Offer. For taking an investment decision, investors must rely on their own examination of the Company and the Offer, including the risks involved. The Equity Shares have not been recommended or approved by SEBI, nor does SEBI guarantee the accuracy or adequacy of the contents of this Red Herring Prospectus. Specific attention of the investors is invited to “*Risk Factors*” beginning on page 33.

### OUR COMPANY’S AND SELLING SHAREHOLDER’S ABSOLUTE RESPONSIBILITY

Our Company, having made all reasonable inquiries, accepts responsibility for and confirms that this Red Herring Prospectus contains all information with regard to our Company and the Offer, which is material in the context of the Offer, that the information contained in this Red Herring Prospectus is true and correct in all material aspects and is not misleading in any material respect, that the opinions and intentions expressed herein are honestly held and that there are no other facts, the omission of which makes this Red Herring Prospectus as a whole or any of such information or the expression of any such opinions or intentions, misleading in any material respect. Further, the Promoter Selling Shareholder, accepts responsibility for and confirms only the statements specifically made or confirmed by such Promoter Selling Shareholder in this Red Herring Prospectus solely in relation to such Promoter Selling Shareholder and the Offered Share and assumes responsibility that such statements are true and correct in all material respects and are not misleading in any material respect.

### LISTING

The Equity Shares offered through this Red Herring Prospectus are proposed to be listed on the Stock Exchanges. Our Company has received in-principle approvals from BSE and NSE for listing of the Equity Shares pursuant to their letters each dated September 3, 2025. For the purposes of the Offer, NSE shall be the Designated Stock Exchange. A signed copy of this Red Herring Prospectus and the Prospectus shall be filed with the RoC in accordance with Section 26(4) and Section 32 of the Companies Act. For details of the material contracts and documents available for inspection from the date of this Red Herring Prospectus up to the Bid/Offer Closing Date, see “*Material Contracts and Documents for Inspection*” beginning on page 583.

### BOOK RUNNING LEAD MANAGERS

### REGISTRAR TO THE OFFER

<b>IDBI Capital Markets &amp; Securities Limited</b> 6th Floor, IDBI Tower WTC Complex, Cuffe Parade, Mumbai – 400 005, Maharashtra, India <b>Telephone:</b> +91 22 40691953 <b>E-mail:</b> bccl ipo@idbicapital.com <b>Investor Grievance E-mail:</b> redressal@idbicapital.com <b>Website:</b> www.idbicapital.com <b>Contact Person:</b> Sri Krishna Tapariya / Himanshu Shekhar Jha <b>SEBI Registration Number:</b> INM000010866	<b>ICICI Securities Limited</b> ICICI Venture House, Appasaheb Marathe Marg, Prabhadevi, Mumbai – 400 025, Maharashtra, India <b>Telephone:</b> +91 22 6807 7100 <b>E-mail:</b> bccl ipo@icicisecurities.com <b>Investor Grievance ID:</b> customercare@icicisecurities.com <b>Website:</b> www.icicisecurities.com <b>Contact Person:</b> Rahul Sharma/ Ashik Joisar <b>SEBI Registration No.:</b> INM000011179	<b>KFin Technologies Limited</b> Selenium Tower-B, Plot 31 & 32, Gachibowli, Financial District, Nanakramguda, Serilingampally, Hyderabad – 500 032, Telangana, India <b>Telephone:</b> +91 40 6716 2222/18003094001 <b>E-mail:</b> bccl ipo@kfintech.com <b>Investor grievance e-mail:</b> einward.ris@kfintech.com <b>Website:</b> www.kfintech.com <b>Contact person:</b> M.Murali Krishan <b>SEBI registration no:</b> INR000000221

### BID/OFFER PROGRAMME

<b>Anchor Investor Bidding Date</b>	<b>Thursday, January 8, 2026*</b>	<b>Bid/Offer opens on</b>	<b>Friday, January 9, 2026</b>	<b>Bid/Offer closes on<sup>(1)</sup></b>	<b>Tuesday, January 13, 2026</b>
-------------------------------------	-----------------------------------	---------------------------	--------------------------------	--	----------------------------------

\*Our Company, in consultation with the BRLMs, may consider participation by Anchor Investors in accordance with the SEBI ICDR Regulations. The Anchor Investor Bid/Offer Period shall be one Working Day prior to the Bid/Offer Opening Date i.e. Thursday, January 8, 2026.

<sup>(1)</sup> UPI mandate end time and date shall be at 5:00 pm on the Bid/Offer Closing Date.

*(This page is intentionally left blank)*

## TABLE OF CONTENTS

<b>SECTION I: GENERAL</b> .....	<b>1</b>
<b>DEFINITIONS AND ABBREVIATIONS</b> .....	<b>1</b>
<b>CERTAIN CONVENTIONS, PRESENTATION OF FINANCIAL, INDUSTRY AND MARKET DATA AND CURRENCY OF PRESENTATION</b> .....	<b>18</b>
<b>FORWARD-LOOKING STATEMENTS</b> .....	<b>22</b>
<b>SUMMARY OF THE OFFER DOCUMENT</b> .....	<b>24</b>
<b>SECTION II: RISK FACTORS</b> .....	<b>33</b>
<b>SECTION III: INTRODUCTION</b> .....	<b>85</b>
<b>THE OFFER</b> .....	<b>85</b>
<b>SUMMARY OF RESTATED FINANCIAL INFORMATION</b> .....	<b>87</b>
<b>GENERAL INFORMATION</b> .....	<b>96</b>
<b>CAPITAL STRUCTURE</b> .....	<b>106</b>
<b>OBJECTS OF THE OFFER</b> .....	<b>120</b>
<b>BASIS FOR OFFER PRICE</b> .....	<b>123</b>
<b>STATEMENT OF POSSIBLE SPECIAL TAX BENEFITS</b> .....	<b>141</b>
<b>SECTION IV: ABOUT OUR COMPANY</b> .....	<b>146</b>
<b>INDUSTRY OVERVIEW</b> .....	<b>146</b>
<b>OUR BUSINESS</b> .....	<b>215</b>
<b>KEY REGULATIONS AND POLICIES</b> .....	<b>253</b>
<b>HISTORY AND CERTAIN CORPORATE MATTERS</b> .....	<b>262</b>
<b>OUR MANAGEMENT</b> .....	<b>267</b>
<b>OUR PROMOTERS AND PROMOTER GROUP</b> .....	<b>293</b>
<b>DIVIDEND POLICY</b> .....	<b>298</b>
<b>SECTION V: FINANCIAL INFORMATION</b> .....	<b>299</b>
<b>RESTATED FINANCIAL INFORMATION</b> .....	<b>299</b>
<b>OTHER FINANCIAL INFORMATION</b> .....	<b>421</b>
<b>MANAGEMENT'S DISCUSSION AND ANALYSIS OF FINANCIAL CONDITION AND RESULTS OF OPERATIONS</b> .....	<b>422</b>
<b>CAPITALISATION STATEMENT</b> .....	<b>461</b>
<b>FINANCIAL INDEBTEDNESS</b> .....	<b>462</b>
<b>SECTION VI: LEGAL AND OTHER INFORMATION</b> .....	<b>464</b>
<b>OUTSTANDING LITIGATION AND MATERIAL DEVELOPMENTS</b> .....	<b>464</b>
<b>GOVERNMENT AND OTHER APPROVALS</b> .....	<b>478</b>
<b>OUR GROUP COMPANIES</b> .....	<b>481</b>
<b>OTHER REGULATORY AND STATUTORY DISCLOSURES</b> .....	<b>482</b>
<b>SECTION VII: OFFER RELATED INFORMATION</b> .....	<b>498</b>
<b>TERMS OF THE OFFER</b> .....	<b>498</b>
<b>OFFER STRUCTURE</b> .....	<b>505</b>
<b>OFFER PROCEDURE</b> .....	<b>511</b>
<b>RESTRICTIONS ON FOREIGN OWNERSHIP OF INDIAN SECURITIES</b> .....	<b>532</b>
<b>SECTION VIII: DESCRIPTION OF EQUITY SHARES AND TERMS OF THE ARTICLES OF ASSOCIATION</b> .....	<b>534</b>
<b>SECTION IX: OTHER INFORMATION</b> .....	<b>583</b>
<b>MATERIAL CONTRACTS AND DOCUMENTS FOR INSPECTION</b> .....	<b>583</b>
<b>DECLARATION</b> .....	<b>586</b>



## SECTION I: GENERAL

### DEFINITIONS AND ABBREVIATIONS

*This Red Herring Prospectus uses certain definitions and abbreviations which, unless the context otherwise indicates or implies, shall have the meaning as provided below. References to any legislation, act, regulation, circulars, notifications, clarifications, directions, rules, guidelines, or policies shall be to such legislation, act, regulation, circulars, notifications, clarifications, directions, rules, guidelines or policies as amended, supplemented or re-enacted from time to time, and any reference to a statutory provision shall include any subordinate legislation made from time to time under that provision.*

*The words and expressions used in this Red Herring Prospectus but not defined herein shall have, to the extent applicable, the same meaning ascribed to such terms under the SEBI ICDR Regulations, the Companies Act, the SCRA, the Depositories Act and the rules and regulations made thereunder. Further, the Offer related terms used but not defined in this Red Herring Prospectus shall have the meaning ascribed to such terms under the General Information Document (as defined hereinafter). In case of any inconsistency between the definitions used in this Red Herring Prospectus and the definitions included in the General Information Document, the definitions used in this Red Herring Prospectus shall prevail.*

*Notwithstanding the foregoing, the terms used in “Industry Overview”, “Key Regulations and Policies”, “Statement of Possible Special Tax Benefits”, “Restated Financial Information”, “Basis for Offer Price”, “History and Certain Corporate Matters”, “Financial Indebtedness”, “Restriction on Foreign Ownership of Indian Securities”, “Other Regulatory and Statutory Disclosures”, “Outstanding Litigation and Material Developments”, “Description of Equity Shares and Terms of Articles of Association” and “Offer Procedure” on pages 146, 253, 141, 299, 123, 262, 462, 532, 482, 464, 534 and 511 respectively, shall have the meaning ascribed to them in the relevant section.*

#### General Terms

Term	Description
“our Company” or “the Company” or “Bharat Coking Coal Limited” or “BCCL”	Bharat Coking Coal Limited having its registered and corporate office at Koyla Bhawan, Koyla Nagar, Dhanbad, Jharkhand, India – 826005.
“we”, “us” or “our”	Unless the context otherwise requires or implies, refers to our Company,

#### Company Related Terms

Term	Description
“Articles of Association” or “AoA”	Articles of association of our Company, as amended
Audit Committee	The audit committee of our Board as described in “ <i>Our Management-Committees of the Board</i> ” on page 276
“Auditors” or “Statutory Auditors”	Nag & Associates, Chartered Accountants, the current statutory auditors of our Company.
“Board” or “Board of Directors”	Board of directors of our Company, as appointed from time to time as described in “ <i>Our Management-Board of Directors</i> ” beginning on page 267
CAG	Comptroller and Auditor General of India
“Chairman cum Managing Director” or “CMD” or “Chief Executive Officer” or “CEO” or “Director (Finance), additional charge”	Chairman cum Managing Director of our Board, Chief Executive Officer and Director (Finance), additional charge of our Company, being Manoj Kumar Agarwal, as described in “ <i>Our Management – Board of Directors</i> ” on page 267
Company Secretary and Compliance Officer	Company Secretary and Compliance Officer of our Company, namely Bani Kumar Parui, as described in “ <i>Our Management – Key Managerial Personnel</i> ” on page 284

Term	Description
“Corporate Promoter” or “CIL”	Our Promoter, namely Coal India Limited as described in “ <i>Our Promoters and Promoter Group</i> ” on page 293
Corporate Social Responsibility Committee	The corporate social responsibility committee of our Board as described in “ <i>Our Management – Committees of the Board</i> ” on page 276
Chief Financial Officer” or “CFO”	Chief Financial Officer of the Company, namely Satya Raju Masapogu, as described in “ <i>Our Management</i> ” on page 267
Director (Human Resources)	Director (Human Resources) of our Board, namely Murli Krishna Ramaiah, as described in “ <i>Our Management – Board of Directors</i> ” on page 267
Director (Technical)	Director (Technical) of our Board, namely Sanjay Kumar Singh and Niladri Roy as described in “ <i>Our Management – Board of Directors</i> ” on page 267
Equity Shares	Equity shares of our Company of face value of ₹ 10 each
“Executive Directors” or “Functional Directors”	Executive Directors of our Company, as described in “ <i>Our Management – Board of Directors</i> ” on page 267
“Non-Official Independent Director” or “Independent Director”	Independent Directors on our Board, as disclosed in “ <i>Our Management – Board of Directors</i> ” on page 267
IPO Committee	The IPO committee of our Board as described in “ <i>Our Management – Committees of the Board</i> ” on page 276
“Key Managerial Personnel” or “KMP”	Key managerial personnel of our Company identified in accordance with Regulation 2(1)(bb) of the SEBI ICDR Regulations as disclosed in “ <i>Our Management – Key Managerial Personnel</i> ” on page 284
MoC	Ministry of Coal
Materiality Policy	The policy adopted by our Board on May 27, 2025 for identification of: (a) outstanding material litigation proceedings; and (b) material creditors, pursuant to the requirements of the SEBI ICDR Regulations and for the purposes of disclosure in the Draft Red Herring Prospectus, this Red Herring Prospectus and the Prospectus.
“Memorandum of Association” or “MoA”	Memorandum of association of our Company, as amended
Nomination and Remuneration Committee	Nomination and remuneration committee of our Board as described in “ <i>Our Management – Committees of the Board</i> ” on page 276
Non-Executive Director	A Director not being an Executive Director, as described in “ <i>Our Management – Board of Directors</i> ” on page 267
Part-time Official Director	The Non-Executive Directors of our Board, as described in “ <i>Our Management – Board of Directors</i> ” on page 267
Promoters	Our Promoters, namely, the President of India, acting through the Ministry of Coal, Government of India and Coal India Limited
Promoter Group	Entities constituting the promoter group of our Company in terms of Regulation 2(1)(pp) of the SEBI ICDR Regulations, as disclosed in “ <i>Our Promoters and Promoter Group</i> ” on page 293
“Promoter Selling Shareholder” or “Selling Shareholder”	Coal India Limited
Registered and Corporate Office	Koyla Bhawan, Koyla Nagar, Dhanbad, Jharkhand, India – 826005
“Registrar of Companies” or “RoC”	Registrar of Companies, Jharkhand at Ranchi

Term	Description
Restated Financial Information	Restated financial statements of our Company, comprising the restated statement of assets and liabilities as at September 30, 2025 and September 30, 2024, March 31, 2025, March 31, 2024 and March 31, 2023 the restated statement of profit and loss (including other comprehensive income), the restated statement of changes in equity, the restated statement of cash flow for the six months period ended September 30, 2025 and September 30, 2024, and the financial years ended March 31, 2025, March 31, 2024 and March 31, 2023, the summary statement of material accounting policies, and other explanatory notes, prepared in terms of the requirements of Section 26 of Part I of Chapter III of the Companies Act, the SEBI ICDR Regulations and the Guidance Note on Reports in Company Prospectuses (Revised 2019) issued by the ICAI, as amended from time to time.
Risk Management Committee	The risk management committee of our Board as described in “ <i>Our Management – Committees of the Board</i> ” on page 276
Senior Management	Senior management of our Company in terms of applicable laws, and as described in “ <i>Our Management – Senior Management</i> ” on page 284
Shareholders	The holders of the Equity Shares of our Company from time to time
SRK Report	Report titled “ <i>An Independent Technical Report on the Coal Resources and Reserves of Bharat Coking Coal Limited, India</i> ” dated December 2, 2025, exclusively prepared by SRK Consulting and commissioned for the Company, specifically in connection with the Offer, pursuant to an engagement letter dated January 22, 2025
SRK / SRK Consulting	SRK Mining Services (India) Private Limited
Stakeholders’ Relationship Committee	Stakeholders’ relationship committee of our Company in terms of applicable laws, and as described in “ <i>Our Management – Committees of the Board</i> ” on page 276

#### Offer Related Terms

Term	Description
Abridged Prospectus	A memorandum containing such salient features of a prospectus as may be specified by the SEBI in this regard
Acknowledgement Slip	The slip or document issued by the relevant Designated Intermediary to a Bidder as proof of registration of the Bid cum Application Form
“Allotment” or “Allot” or “Allotted”	Allotment of the Equity Shares pursuant to the transfer of the Offered Shares pursuant to the Offer for Sale, in each case to the successful Bidders
Allotment Advice	Note or advice or intimation of Allotment sent to each successful Bidder who has been or is to be Allotted the Equity Shares after the Basis of Allotment has been approved by the Designated Stock Exchange
Allottee	A successful Bidder to whom the Equity Shares are Allotted
Anchor Investor	A Qualified Institutional Buyer, applying under the Anchor Investor Portion, in accordance with the SEBI ICDR Regulations and this Red Herring Prospectus, who has Bid for an amount of at least ₹100 million
Anchor Investor Allocation Price	The price at which allocation is done to the Anchor Investors in terms of this Red Herring Prospectus and the Prospectus. The Anchor Investor Allocation Price shall be determined by our Company in consultation with the BRLMs
Anchor Investor Application Form	The form used by an Anchor Investor to make a Bid in the Anchor Investor Portion and which shall be considered as an application for the Allotment in accordance with the requirements specified under the SEBI ICDR Regulations and this Red Herring Prospectus and the Prospectus
Anchor Investor Bid/Offer Period	One Working Day prior to the Bid/Offer Opening Date, on which Bids by Anchor Investors shall be submitted and allocation to Anchor Investors shall be completed
Anchor Investor Offer Price	The final price at which Equity Shares will be Allotted to Anchor Investors in terms of this Red Herring Prospectus and the Prospectus, which price will be equal to or higher than the Offer Price, but not higher than the Cap Price. The Anchor Investor Offer Price will be decided by our Company in consultation with the BRLMs
Anchor Investor Pay-In Date	With respect to the Anchor Investor(s), the Anchor Investor Bid/ Offer Period, and in the event the Anchor Investor Allocation Price is lower than the Anchor Investor

Term	Description
	Offer Price, no later than one Working Day after the Bid/Offer Closing Date and no later than the time on such day specified in the revised CAN.
Anchor Investor Portion	Up to 60% of the QIB Portion, which may be allocated by our Company, in consultation with the BRLMs, to Anchor Investors on a discretionary basis in accordance with the SEBI ICDR Regulations. 40% of the Anchor Investor Portion shall be available for allocation as follows, (i) 33.33% shall be available for allocation to domestic Mutual Funds, and (ii) 6.67% for life insurance companies and pension funds, subject to valid Bids being received from domestic Mutual Funds, life insurance companies and pension funds at or above the Anchor Investor Allocation Price. In the event of under-subscription in (ii) above, the allocation may be made to domestic Mutual Funds.
“Application Supported by Blocked Amount” or “ASBA”	An application, whether physical or electronic, used by ASBA Bidders to make a Bid and to authorize an SCSB to block the Bid Amount in the relevant ASBA Account and will include applications made by UPI Bidders where the Bid Amount will be blocked upon acceptance of the UPI Mandate Request by UPI Bidders
ASBA Account	A bank account maintained with an SCSB by an ASBA Bidder, as specified in the ASBA Form submitted by ASBA Bidders, for blocking the Bid Amount mentioned in the relevant ASBA Form and includes the account of a UPI Bidder, which is blocked upon acceptance of a UPI Mandate Request made by the UPI Bidder using the UPI Mechanism
ASBA Bid	A Bid made by an ASBA Bidder
ASBA Bidder(s)	Bidder(s), except Anchor Investors
ASBA Form	An application form, whether physical or electronic, used by ASBA Bidders which will be considered as the application for Allotment in terms of this Red Herring Prospectus and the Prospectus
Banker(s) to the Offer	The Escrow Collection Bank(s), the Refund Bank(s), the Public Offer Account Bank(s) and the Sponsor Bank(s), as the case may be
Basis of Allotment	The basis on which Equity Shares shall be Allotted to successful Bidders under the Offer as described in “Offer Procedure” beginning on page 511
Bid(s)	An indication to make an offer during the Bid/Offer Period by ASBA Bidders pursuant to submission of the ASBA Form, or during the Anchor Investor Bid/Offer Period by the Anchor Investors pursuant to submission of the Anchor Investor Application Form, to subscribe to or purchase the Equity Shares at a price within the Price Band, including all revisions and modifications thereto, in accordance with the SEBI ICDR Regulations and this Red Herring Prospectus and the relevant Bid cum application form. The term “Bidding” shall be construed accordingly
Bid Amount	<p>In relation to each Bid, the highest value of the optional Bids indicated in the Bid cum Application Form and in the case of Retail Individual Bidders, Eligible Employees Bidding under the Employee Reservation Portion and Eligible Shareholders Bidding under the Shareholder Reservation Portion (subject to the Bid Amount being up to ₹ 0.20 million), Bidding at the Cut-off Price, the Cap Price multiplied by the number of Equity Shares Bid for by such Retail Individual Bidder or Eligible Employees Bidding under the Employee Reservation Portion, and mentioned in the Bid cum Application Form and payable by the Bidder or blocked in the ASBA Account of the ASBA Bidder, as the case may be, upon submission of such Bid</p> <p>In relation to Bids under the Employee Reservation Portion by Eligible Employees, such Bid Amount shall not exceed ₹ 0.50 million (net of Employee Discount, if any). However, the initial Allotment to an Eligible Employee in the Employee Reservation Portion shall not exceed ₹0.20 million (net of Employee Discount, if any). In the event of under-subscription in the Employee Reservation Portion after the initial allotment, such unsubscribed portion may be Allotted on a proportionate basis to Eligible Employees Bidding in the Employee Reservation Portion for a value in excess of ₹ 0.20 million (net of Employee Discount, if any), subject to the total Allotment to an Eligible Employee not exceeding ₹ 0.50 million (net of Employee Discount, if any).</p>

Term	Description
	In relation to Bids under the Shareholders Reservation Portion by Eligible Shareholders, such Bid Amount shall not exceed ₹ 0.20 million. Eligible Shareholders applying in the Shareholders Reservation Portion can apply at the Cut-off Price and the Bid Amount shall be the Cap Price, multiplied by the number of Equity Shares Bid for by such Eligible Shareholder and mentioned in the Bid cum Application Form.
Bid cum Application Form	The Anchor Investor Application Form or the ASBA Form, as the case may be
Bid Lot	[●] Equity Shares and in multiples of [●] Equity Shares thereafter
Bid/Offer Closing Date	Except in relation to any Bids received from the Anchor Investors, the date after which the Designated Intermediaries shall not accept any Bids, which shall be advertised in all editions of Financial Express, a widely circulated English national daily newspaper; (ii) all editions of Jansatta, a Hindi national daily newspaper; and (iii) Dhanbad edition of Bihar Observer a widely circulated Hindi newspaper, Hindi being the regional language of Jharkhand, where our Registered and Corporate Office is located), each with wide circulation. In case of any revision, the extended Bid/Offer Closing Date shall be widely disseminated by notification to the Stock Exchanges and shall also be notified on the websites of the BRLMs and at the terminals of the Syndicate Members and communicated to the Designated Intermediaries and the Sponsor Bank, which shall also be notified in an advertisement in the same newspapers in which the Bid/Offer Opening Date was published, as required under the SEBI ICDR Regulations
Bid/Offer Opening Date	Except in relation to any Bids received from Anchor Investors, the date on which the Designated Intermediaries shall start accepting Bids, which shall be advertised in (i) all editions of Financial Express, a widely circulated English national daily newspaper; (ii) all editions of Jansatta, a Hindi national daily newspaper; and (iii) Dhanbad edition of Bihar Observer a widely circulated Hindi newspaper, Hindi being the regional language of Jharkhand, where our Registered and Corporate Office is located), each with wide circulation
Bid/Offer Period	Except in relation to Anchor Investors, the period between the Bid/Offer Opening Date and the Bid/Offer Closing Date, inclusive of both days, during which prospective Bidders can submit their Bids, including any revisions thereof, in accordance with the SEBI ICDR Regulations and in terms of this Red Herring Prospectus. Provided that the Bidding shall be kept open for a minimum of three Working Days for all categories of Bidders, other than Anchor Investors.
“Bidder/ Applicant/ Investor”	Any prospective investor who makes a Bid pursuant to the terms of this Red Herring Prospectus and the Bid cum Application Form and unless otherwise stated or implied, includes an Anchor Investor.
Bidding Centres	The centres at which the Designated Intermediaries shall accept the ASBA Forms, i.e., Designated Branches for SCSBs, Specified Locations for the Syndicate, Broker Centres for Registered Brokers, Designated RTA Locations for RTAs and Designated CDP Locations for CDPs.
Book Building Process	The book building process, as provided in Schedule XIII of the SEBI ICDR Regulations, in terms of which the Offer is being made.
“Book Running Lead Managers” or “BRLMs”	The book running lead managers to the Offer, namely, IDBI Capital Markets & Securities Limited and ICICI Securities Limited.
Broker Centres	The broker centres notified by the Stock Exchanges where ASBA Bidders can submit the ASBA Forms to a Registered Broker (in case of UPI Bidders, using the UPI Mechanism). The details of such Broker Centres, along with the names and contact details of the Registered Brokers are available on the respective websites of the Stock Exchanges ( <a href="http://www.bseindia.com">www.bseindia.com</a> and <a href="http://www.nseindia.com">www.nseindia.com</a> ), updated from time to time.
“CAN” or “Confirmation Allocation Note”	A notice or intimation of allocation of the Equity Shares sent to Anchor Investors, who have been allocated the Equity Shares, on or after the Anchor Investor Bid/Offer Period
Cap Price	The higher end of the Price Band, i.e. ₹ [●] per Equity Share of face value ₹ 10 each, subject to any revision thereto, above which the Offer Price and the Anchor Investor Offer Price will not be finalized and above which no Bids will be accepted, and which shall be at least 105% of the Floor Price

Term	Description
Cash Escrow and Sponsor Bank Agreement	The agreement dated January 2, 2026 entered among our Company, the Promoter Selling Shareholder, the BRLMs, the Bankers to the Offer and Registrar to the Offer for, <i>inter alia</i> , collection of the Bid Amounts from Anchor Investors, transfer of funds to the Public Offer Account and where applicable, refunds of the amounts collected from Bidders, on the terms and conditions thereof
Client ID	Client identification number maintained with one of the Depositories in relation to dematerialized account
“Collecting Depository Participant” or “CDP”	A depository participant as defined under the Depositories Act, registered with SEBI and who is eligible to procure Bids at the Designated CDP Locations in terms of the SEB RTA Master Circular and UPI Circulars issued by the SEBI, as per the list available on the websites of the Stock Exchanges, as updated from time to time
CRISIL	CRISIL Limited
CRISIL Report	Report titled “ <i>Report on Indian Coking Coal Industry</i> ” dated November, 2025, exclusively prepared by CRISIL and commissioned for the Company, specifically in connection with the Offer, pursuant to an engagement letter dated January 19, 2025.
Cut-off Price	The Offer Price finalized by our Company, in consultation with the BRLMs, which may be any price within the Price Band. Only Retail Individual Bidders bidding in the Retail Portion and the Eligible Employees Bidding in the Employee Reservation Portion and Eligible Shareholders Bidding in the Shareholder Reservation Portion are entitled to Bid at the Cut-off Price. No other category of Bidders is entitled to Bid at the Cut-off Price
Cut-off Time	For all pending UPI Mandate Requests, the Sponsor Bank(s) shall initiate requests for blocking of funds in the ASBA Accounts of relevant Bidders with a confirmation cut-off time of 5:00 pm on the Bid/Offer Closing Date
Demographic Details	The demographic details of the Bidders including the Bidder’s address, name of the Bidder’s father/husband, investor status, occupation, bank account details and UPI ID, wherever applicable
Designated CDP Locations	Such locations of the CDPs where ASBA Bidders can submit the ASBA Forms. The details of such Designated CDP Locations, along with names and contact details of the CDPs eligible to accept ASBA Forms are available on the respective websites of the Stock Exchanges (www.bseindia.com and www.nseindia.com), as updated from time to time
Designated Date	The date on which funds are transferred by the Escrow Collection Bank(s) from the Escrow Account(s) to the Public Offer Account or the Refund Account, as the case may be, and/or the instructions are issued to the SCSBs (in case of UPI Bidders, instruction issued through the Sponsor Bank) for the transfer of amounts blocked by the SCSBs in the ASBA Accounts to the Public Offer Account or the Refund Account, as the case may be, in terms of this Red Herring Prospectus and the Prospectus after finalization of the Basis of Allotment in consultation with the Designated Stock Exchange following which Equity Shares will be Allotted in the Offer
Designated Intermediaries	<p>In relation to ASBA Forms submitted by Retail Individual Bidders, the Eligible Employees Bidding in the Employee Reservation Portion, Eligible Shareholders Bidding in the Shareholders Reservation Portion by authorizing an SCSB to block the Bid Amount in the ASBA Account, Designated Intermediaries shall mean SCSBs.</p> <p>In relation to ASBA Forms submitted by Retail Individual Bidders where the Bid Amount will be blocked upon acceptance of UPI Mandate Request by such Retail Individual Bidder, as the case may be, using the UPI Mechanism, Designated Intermediaries shall mean Syndicate, sub-Syndicate/agents, Registered Brokers, CDPs, SCSBs and RTAs.</p> <p>In relation to ASBA Forms submitted by QIBs (excluding Anchor Investors) and Non-Institutional Bidders (not using the UPI Mechanism), Designated Intermediaries shall mean Syndicate, sub-Syndicate/agents, SCSBs, Registered Brokers, the CDPs and RTAs</p>
Designated RTA Locations	Such locations of the RTAs where Bidders can submit the ASBA Forms to the RTAs. The details of such Designated RTA Locations, along with names and contact details



Term	Description
	of the RTAs eligible to accept ASBA Forms are available on the respective websites of the Stock Exchanges (www.bseindia.com and www.nseindia.com), updated from time to time.
Designated Stock Exchange	National Stock Exchange of India Limited
Designated SCSB Branches	Such branches of the SCSBs which will collect the ASBA Forms used by the ASBA Bidders and a list of which is available on the website of the SEBI at www.sebi.gov.in/sebiweb/other/OtherAction.do?doRecognised=yes and updated from time to time, or any such other website as may be prescribed by the SEBI
“Draft Red Herring Prospectus” or “DRHP”	The draft red herring prospectus dated May 30, 2025, filed with the SEBI and issued in accordance with the SEBI ICDR Regulations, which did not contain complete particulars of the price at which the Equity Shares will be Allotted and the size of the Offer.
Eligible Employee(s)	<p>All or any of the following:</p> <p>(i) Permanent employees of (i) our Company; (ii) our Corporate Promoter, Coal India Limited; (iii) wholly-owned subsidiaries of Coal India Limited, and excludes such employees not eligible to invest in the Offer under applicable laws, rules, regulations and guidelines, as on the date of filing of this Red Herring Prospectus with the RoC and who continue to be a permanent employee of our Company, Corporate Promoter, Coal India Limited, and/or wholly-owned subsidiaries of Coal India Limited, until the submission of the Bid cum Application Form and are based, working and present in India;</p> <p>and</p> <p>(ii) a Director of our Company (excluding such Directors who are not eligible to invest in the Offer under applicable laws), whether whole time Director or not, who is eligible to apply under the Employee Reservation Portion under applicable law as on the date of filing of this Red Herring Prospectus with the RoC and who continues to be a Director of our Company, until the submission of the Bid cum Application Form, but not including Directors who either themselves or through their relatives or through any body corporate, directly or indirectly, hold more than 10% of the outstanding Equity Shares of our Company.</p> <p>The directors, key managerial personnel, senior management and other employees of our Company, Corporate Promoter, Coal India Limited, and/or wholly owned subsidiaries of Coal India Limited, involved in the Offer Price fixation process cannot participate in this Offer and will not constitute Eligible Employee(s) for the purposes of this Offer</p>
“Eligible FPIs”	FPI(s) from jurisdictions outside India where it is not unlawful to make an offer or invitation under the Offer and in relation to whom the Bid cum Application Form and this Red Herring Prospectus constitutes an invitation to subscribe to or purchase the Equity Shares offered thereby
Eligible NRI(s)	NRI(s) from jurisdictions outside India where it is not unlawful to make an offer or invitation under the Offer and in relation to whom the Bid cum Application Form and this Red Herring Prospectus constitutes an invitation to subscribe to or purchase the Equity Shares offered thereby
Eligible Shareholders	<p>Individuals and HUFs who are public equity shareholders of our Corporate Promoter, excluding such other persons not eligible to invest in the Offer under applicable laws, rules, regulations and guidelines and any depository receipt holder of our Corporate Promoter, as on the date of this Red Herring Prospectus</p> <p>The maximum Bid Amount under the Shareholders Reservation Portion by an Eligible Shareholder shall not exceed ₹0.20 million.</p>
Employee Discount	A discount of up to [●]% to the Offer Price (equivalent of ₹ [●] per Equity Share of face value ₹ 10 each ) as may be offered by our Company, in consultation with the

Term	Description
	BRLMs, to Eligible Employees and which shall be announced at least two Working Days prior to the Bid/Offer Opening Date
Employee Reservation Portion	The portion of the Offer, being up to 23,285,000 Equity Shares of face value ₹ 10 each aggregating up to ₹[●] million, not exceeding 5% of the post-Offer paid-up equity share capital of our Company, available for allocation to Eligible Employees, on a proportionate basis
Escrow Account(s)	Account to be opened with the Escrow Collection Bank(s) and in whose favour the Anchor Investors will transfer money through direct credit or NACH or NEFT or RTGS in respect of the Bid Amount when submitting a Bid
Escrow Collection Bank(s)	The bank(s) which are clearing members and registered with the SEBI as a banker to an issue under the SEBI BTI Regulations and with whom the Escrow Account(s) shall be opened, in this case being HDFC Bank Limited
First or sole Bidder	Bidder whose name appears first in the Bid cum Application Form or the Revision Form and in case of joint Bids, whose name also appears as the first holder of the beneficiary account held in joint names
Floor Price	The lower end of the Price Band, i.e. ₹ [●] per Equity Share of face value of ₹ 10 each, subject to any revision thereto, at or above which the Offer Price and the Anchor Investor Offer Price will be finalized and below which no Bids will be accepted
Fraudulent Borrower	Fraudulent borrower as defined under Regulation 2(1)(III) of the SEBI ICDR Regulations.
Fugitive Economic Offender	An individual who is declared a fugitive economic offender under Section 12 of the Fugitive Economic Offenders Act, 2018
“General Information Document” or “GID”	The General Information Document for investing in public issues prepared and issued in accordance with the SEBI circular no. SEBI/HO/CFD/DIL1/CIR/P/2020/37 dated March 17, 2020 and the UPI Circulars, as amended from time to time. The General Information Document shall be available on the websites of the Stock Exchanges and the BRLMs
Minimum Promoters’ Contribution	Aggregate of 20% of the fully diluted post-Offer equity share capital of our Company that are eligible to form part of the minimum promoters’ contribution, as required under the provisions of the SEBI ICDR Regulations, held by our Corporate Promoter, Coal India Limited, that shall be locked-in for a period of eighteen months from the date of Allotment. For details regarding the Minimum Promoters’ Contribution, see “ <i>Capital Structure-Details of Shareholding of our Promoter and members of the Promoter Group in our Company- Details of minimum Promoters’ contribution and applicable lock in</i> ” on page 110
Mutual Fund(s)	Mutual fund(s) registered with the SEBI under the Securities and Exchange Board of India (Mutual Funds) Regulations, 1996
Mutual Fund Portion	5% of the Net QIB Portion, or [●] Equity Shares, which shall be available for allocation only to Mutual Funds on a proportionate basis, subject to valid Bids being received at or above the Offer Price
Net Offer	The Offer less the Employee Reservation Portion and Shareholder Reservation Portion
Net QIB Portion	The QIB Portion less the number of Equity Shares allocated to the Anchor Investors
“Non-Institutional Bidders” or “NIBs” or “Non-Institutional Investors” or “NIIs”	All Bidders that are not QIBs or Retail Individual Bidders or Eligible Employees Bidding in the Employee Reservation Portion or Eligible Shareholders Bidding in the Shareholder Reservation Portion and who have Bid for Equity Shares for an amount of more than ₹0.20 million (but not including NRIs other than Eligible NRIs)
Non-Institutional Portion	The portion of the Offer being not less than 15% of the Net Offer, or [●] Equity Shares, which shall be available for allocation to Non-Institutional Bidders in accordance with the SEBI ICDR Regulations, out of which (a) one-third of such portion shall be reserved for Bidders with application size of more than ₹0.20 million and up to ₹1.00 million; and (b) two-thirds of such portion shall be reserved for Bidders with application size of more than ₹1.00 million, provided that the unsubscribed portion in either of such sub-categories may be allocated to applicants in the other sub-category of Non-Institutional Bidders, subject to valid Bids being received at or above the Offer Price

Term	Description
Non-Resident	Person resident outside India, as defined under FEMA and includes NRI(s), FVCIs and FPIs
“Non-Resident Indians” or “NRI(s)”	A non-resident Indian as defined under the FEMA
Offer	The initial public offer of up to 465,700,000 Equity Shares for cash at a price of ₹[●] per Equity Share aggregating up to ₹[●] million comprising the Offer for Sale
Offer Agreement	The agreement dated May 30, 2025, entered into among our Company, the Promoter Selling Shareholder and the BRLMs, pursuant to which certain arrangements are agreed to in relation to the Offer
Offer for Sale	The offer for sale of up to 465,700,000 Equity Shares aggregating up to ₹[●] million by the Promoter Selling Shareholder for a cash price of ₹[●] per Equity Share of face value ₹ 10 each
Offer Price	<p>The final price (within the Price Band) at which Equity Shares will be Allotted to successful Bidders (except for the Anchor Investors) in terms of this Red Herring Prospectus and the Prospectus. Equity Shares will be Allotted to Anchor Investors at the Anchor Investor Offer Price which will be decided by our Company in consultation with the BRLMs in terms of this Red Herring Prospectus and the Prospectus. The Offer Price will be decided by our Company, in consultation with the BRLMs, on the Pricing Date in accordance with the Book Building Process and this Red Herring Prospectus.</p> <p>Our Company in consultation with the BRLMs, may offer a discount of up to [●]% to the Offer Price (equivalent of ₹[●] per Equity Share of face value ₹ 10 each) to Eligible Employees Bidding in the Employee Reservation Portion.</p>
Offer Proceeds	The proceeds of the Offer for Sale which shall be available to the Promoter Selling Shareholder. For further information about the use of Offer Proceeds, see “ <i>Objects of the Offer</i> ” beginning on page 120
Offered Shares	Up to 465,700,000 Equity Shares of face value ₹ 10 each aggregating up to ₹[●] million being offered for sale by the Promoter Selling Shareholder in the Offer for Sale
Price Band	Price band of a minimum price of ₹[●] per Equity Share of face value ₹ 10 each (i.e., the Floor Price) and the maximum price of ₹[●] per Equity Share of face value ₹ 10 each (i.e., the Cap Price), including any revisions thereof. The Price Band and the minimum Bid Lot for the Offer will be decided by our Company in consultation with the BRLMs and shall be advertised in (i) all editions of Financial Express, a widely circulated English national daily newspaper; (ii) all editions of Jansatta, a Hindi national daily newspaper; and (iii) Dhanbad edition of Bihar Observer, a widely circulated Hindi newspaper, Hindi being the regional language of Jharkhand, where our Registered and Corporate Office is located), each with wide circulation, at least two Working Days prior to the Bid/Offer Opening Date and shall be made available to the Stock Exchanges for the purpose of uploading on their respective websites
Pricing Date	The date on which our Company, in consultation with the BRLMs, will finalize the Offer Price
Prospectus	The prospectus for the Offer to be filed with the RoC on or after the Pricing Date in accordance with Section 26 of the Companies Act and the SEBI ICDR Regulations, containing, <i>inter alia</i> , the Offer Price that is determined at the end of the Book Building Process, the size of the Offer and certain other information, including any addenda or corrigenda thereto
Public Offer Account	‘No-lien’ and ‘non-interest-bearing’ bank account opened in accordance with Section 40(3) of the Companies Act, with the Public Offer Account Bank to receive money from the Escrow Account(s) and the ASBA Accounts maintained with the SCSBs on the Designated Date
Public Offer Account Bank	The bank(s) which are clearing members and registered with the SEBI as bankers to an offer and with which the Public Offer Account shall be opened, being Axis Bank Limited
QIB Portion	The portion of the Offer being not more than 50% of the Net Offer, or not more than [●] Equity Shares, which shall be available for allocation on a proportionate basis to QIBs, including the Anchor Investor Portion (in which allocation shall be on a discretionary basis, as determined by our Company, in consultation with the

Term	Description
	BRLMs), subject to valid Bids being received at or above the Offer Price or the Anchor Investor Offer Price, as applicable
“Qualified Institutional Buyers”, “QIBs” or “QIB Bidders”	Qualified institutional buyers as defined under Regulation 2(1)(ss) of the SEBI ICDR Regulations
“Red Herring Prospectus” or “RHP”	This red herring prospectus dated January 2, 2026 for the Offer, issued by our Company in accordance with Section 32 of the Companies Act and the SEBI ICDR Regulations, which does not have complete particulars of the Offer Price, including any addenda or corrigenda thereto. This Red Herring Prospectus will be filed with the RoC at least three Working Days before the Bid/Offer Opening Date and will become the Prospectus upon filing with the RoC on or after the Pricing Date
Refund Account(s)	Account opened with the Refund Bank(s) from which refunds, if any, of the whole or part of the Bid Amount to the Bidders shall be made
Refund Bank(s)	The bank which are a clearing member registered with SEBI under the SEBI BTI Regulations, with whom the Refund Account(s) will be opened, in this case being HDFC Bank Limited
Registered Brokers	The stockbrokers registered with the stock exchanges having nationwide terminals, other than the Members of the Syndicate and eligible to procure Bids in terms of the SEBI ICDR Master Circular and the UPI Circulars.
Registrar Agreement	The agreement dated May 30, 2025 entered into among our Company, the Promoter Selling Shareholder and the Registrar to the Offer in relation to the responsibilities and obligations of the Registrar to the Offer pertaining to the Offer
“Registrar and Share Transfer Agents” or “RTAs”	Registrar and share transfer agents registered with the SEBI and eligible to procure Bids at the Designated RTA Locations as per the lists available on the website of the BSE and NSE, and the UPI Circulars
“Registrar to the Offer” or “Registrar”	KFin Technologies Limited
Resident Indian	A person resident in India, as defined under FEMA
“Retail Individual Bidders” or “RIBs” or “RII(s)” or “Retail Individual Investor(s)”	Individual Bidders, other than Eligible Employees Bidding in the Employee Reservation Portion and Eligible Shareholders Bidding in the Shareholder Reservation Portion, who have Bid for Equity Shares for an amount of not more than ₹0.20 million in any of the bidding options in the Net Offer (including HUFs applying through the <i>karta</i> and Eligible NRIs)
Retail Portion	The portion of the Offer being not less than 35% of the Net Offer, or [●] Equity Shares, which shall be available for allocation to Retail Individual Bidders in accordance with the SEBI ICDR Regulations, subject to valid Bids being received at or above the Offer Price
Revision Form	The form used by the Bidders to modify the quantity of Equity Shares or the Bid Amount in their Bid cum Application Forms or any previous Revision Forms. QIBs and Non-Institutional Bidders are not allowed to withdraw or lower their Bids (in terms of the quantity of Equity Shares or the Bid Amount) at any stage. Retail Individual Bidders and Eligible Employees bidding under employee reservation portion and Eligible Shareholders bidding under shareholder reservation portion can revise their Bids during the Bid/Offer Period and withdraw their Bids until the Bid/Offer Closing Date
SCORES	Securities and Exchange Board of India Complaint Redress System
“Self-Certified Syndicate Banks” or “SCSBs”	The banks registered with SEBI, which offer the facility of ASBA services, (i) in relation to ASBA, where the Bid Amount will be blocked by authorizing an SCSB, a list of which is available on the website of SEBI at <a href="http://www.sebi.gov.in/sebiweb/other/OtherAction.do?doRecognisedFpi=yes&amp;intmId=34">www.sebi.gov.in/sebiweb/other/OtherAction.do?doRecognisedFpi=yes&amp;intmId=34</a> and updated from time to time and at such other websites as may be prescribed by SEBI from time to time, (ii) in relation to Bidders using the UPI Mechanism, a list of which is available on the website of SEBI at <a href="http://www.sebi.gov.in/sebiweb/other/OtherAction.do?doRecognisedFpi=yes&amp;intmId=40">www.sebi.gov.in/sebiweb/other/OtherAction.do?doRecognisedFpi=yes&amp;intmId=40</a> or such other website as may be prescribed by SEBI and updated from time to time. Applications through UPI in the Offer can be made only through the SCSBs mobile applications (apps) whose name appears on the SEBI website. The list is available on the website of SEBI at

Term	Description
	www.sebi.gov.in/sebiweb/other/OtherAction.do?doRecognisedFpi=yes&intmId=43 and updated from time to time and at such other websites as may be prescribed by SEBI from time to time
Shareholders Reservation Portion	Reservation of up to 46,570,000 Equity Shares of face value of ₹ 10 each, available for allocation to Eligible Shareholders, on a proportionate basis. Such portion shall not exceed 10% of the size of the Offer
Share Escrow Agent	Share escrow agent to be appointed pursuant to the Share Escrow Agreement, namely KFin Technologies Limited
Share Escrow Agreement	The agreement dated December 20, 2025 entered among our Company, the Promoter Selling Shareholder and the Share Escrow Agent in connection with the transfer of the Offered Shares by the Promoter Selling Shareholder and the credit of the Equity Shares to the demat account of the Allottees
Specified Locations	Bidding Centres where the Syndicate will accept ASBA Forms from the Bidders a list of which is available on the website of SEBI (www.sebi.gov.in), and updated from time to time
Sponsor Bank(s)	Axis Bank Limited and HDFC Bank Limited, being Bankers to the Offer, appointed by our Company to act as a conduit between the Stock Exchanges and NPCI in order to push the mandate collect requests and / or payment instructions of the UPI Bidders using the UPI and carry out other responsibilities, in terms of the UPI Circulars
Stock Exchanges	Collectively, BSE and NSE
“Syndicate” or “Members of the Syndicate”	The BRLMs and the Syndicate Members, collectively
Syndicate Agreement	The agreement dated January 2, 2026 entered into among the BRLMs, Registrar, the Promoter Selling Shareholder and our Company in relation to the collection of Bid cum Application Forms by the Syndicate
Syndicate Members	Intermediaries registered with the SEBI who are permitted to carry out activities as an underwriter.
Systemically Important NBFC	In the context of a Bidder, a non-banking financial company registered with the RBI and as defined under Regulation 2(1)(iii) of the SEBI ICDR Regulations
Underwriters	[●]
Underwriting Agreement	The agreement dated [●] among the Underwriters, the Promoter Selling Shareholder and our Company to be entered into on or after the Pricing Date but prior to the filing of the Prospectus with the RoC
“Unified Payments Interface” or “UPI”	An instant payment mechanism developed by the NPCI
UPI Bidders	<p>Collectively, individual investors applying as Retail Individual Bidders in the Retail Portion, Eligible Employees applying in the Employee Reservation Portion and individuals applying as Non-Institutional Bidders with a Bid Amount of up to ₹ 0.50 million in the Non-Institutional Portion and the Eligible Shareholders in the Shareholder Reservation Portion (subject to Bid Amount) bidding under the UPI Mechanism through ASBA Form(s) submitted with Syndicate Members, Registered Brokers, Collecting Depository Participants and Registrar and Share Transfer Agents</p> <p>Pursuant to SEBI circular no. SEBI/HO/CFD/DIL2/P/CIR/P/2022/45 dated April 5, 2022, all individual investors applying in public issues where the application amount is up to ₹0.50 million shall use the UPI Mechanism and shall provide their UPI ID in the Bid cum Application Form submitted with: (i) a Syndicate Member, (ii) a stock broker registered with a recognized stock exchange (whose name is mentioned on the website of the stock exchange as eligible for such activity), (iii) a depository participant (whose name is mentioned on the website of the stock exchange as eligible for such activity), and (iv) a registrar to an issue and share transfer agent (whose name is mentioned on the website of the stock exchange as eligible for such activity)</p>
UPI Circulars	SEBI circular no. SEBI/HO/CFD/DIL2/CIR/P/2019/85 dated July 26, 2019, SEBI RTA Master Circular (to the extent it pertains to UPI), along with the circulars issued by the National Stock Exchange of India Limited having reference no. 25/2022 dated August 3, 2022 and the circular issued by BSE Limited having reference no.

Term	Description
	20220803-40 dated August 3, 2022, SEBI ICDR Master Circular no. SEBI/HO/CFD/PoD-1/P/CIR/2024/0154 dated November 11, 2024, , and the notice issued by BSE Limited having reference no. 20220803-40 dated August 3, 2022, the SEBI circular number SEBI/HO/DEPA - II/DEPA - II_SRG/P/CIR/2025/86 dated June 11, 2025 and any subsequent circulars or notifications issued by SEBI or the Stock Exchanges in this regard as updated from time to time.
UPI ID	An ID created on the UPI for single-window mobile payment system developed by the NPCI
UPI Mandate Request	A request (intimating the UPI Bidder by way of a notification on the UPI linked mobile application as disclosed by SCSBs on the website of SEBI and by way of an SMS on directing the UPI Bidder to such UPI linked mobile application) to the UPI Bidder initiated by the Sponsor Bank to authorize blocking of funds on the UPI application equivalent to Bid Amount and subsequent debit of funds in case of Allotment
UPI Mechanism	The bidding mechanism that may be used by a UPI Bidder in accordance with the UPI Circulars to make an ASBA Bid in the Offer
UPI PIN	Password to authenticate UPI transaction
U.S. Securities Act	The United States Securities Act of 1933
“Wilful Defaulter”	A wilful defaulter as defined under Regulation 2(1)(III) of the SEBI ICDR Regulations
Working Day(s)	All days on which commercial banks in Mumbai are open for business. In respect of announcement of Price Band and Bid/Offer Period, Working Day shall mean all days, excluding Saturdays, Sundays and public holidays, on which commercial banks in Mumbai are open for business. In respect of the time period between the Bid/ Offer Closing Date and the listing of the Equity Shares on the Stock Exchanges, Working Day shall mean all trading days of the Stock Exchanges, excluding Sundays and bank holidays in India, as per circulars issued by SEBI, including the UPI Circulars

#### Technical/Industry Related Terms/Abbreviations

Term	Description
BCCL	Bharat Coking Coal Limited
BU	Billion units
CCL	Central Coalfields Limited
CCO	Coal Controller’s Organization
CEA	Central Electricity Authority
CERC	Central Electricity Regulatory Commission
CESC	Calcutta Electric Supply Corporation
CMPDIL	Central Mine Planning and Design Institute Limited
CM (SP) Act	Coal Mines (Special Provisions) Act, 2015
CPP	Captive power plant
CY	Calendar year (01 January to 31 December)
DPL	Durgapur projects limited
DRI	Direct reduced iron
DSCR	Debt service coverage ratio
DVC	Damodar Valley Corporation
EBIT	Earnings before interest and taxes
EBITDA	Earnings before interest, taxes, depreciation and amortization
ECL	Eastern Coalfields Limited
EC/FC	Environment clearance/forest clearance
EHS	Environmental, health and safety
EJ	Exajoule (unit of energy)
EJ Area	East Jharia Area
FSA	Fuel supply agreement
FSI	Free swelling Index
GCV	Gross calorific value



Term	Description
GW	Gigawatt
Ha	Hectare
HEMM	Heavy earth moving machinery
HGI	Hardgrove Grindability Index
KPI	Key performance indicator
Mcum/Mm3	Million cubic metres

#### Conventional and General Terms or Abbreviations

Term	Description
“₹” or “Rs.” or “Rupees” or “INR”	Indian Rupees
Aadhaar	A 12-digit unique identity number issued by the Unique Identification Authority of India to residents of India.
AGM	Annual General Meeting
AIFs	Alternative Investments Funds as defined in and registered with SEBI under the SEBI AIF Regulations
“AS” or “Accounting Standards”	Accounting Standards issued by the Institute of Chartered Accountants of India
AY	Assessment Year
“Bn” or “bn”	Billion
BNS	Bhartiya Nyaya Sanhita, 2023
BSE	BSE Limited
CAGR	Compounded Annual Growth Rate
“Calendar Year” or “year” or “CY”	Unless the context otherwise requires, shall refer to the twelve-month period ending December 31
Category I AIF	AIFs who are registered as “Category I Alternative Investment Funds” under the SEBI AIF Regulations
Category II AIF	AIFs who are registered as “Category II Alternative Investment Funds” under the SEBI AIF Regulations
Category III AIF	AIFs who are registered as “Category III Alternative Investment Funds” under the SEBI AIF Regulations
Category I FPIs	FPIs who are registered as “Category I Foreign Portfolio Investors” under the SEBI FPI Regulations
Category II FPIs	FPIs who are registered as “Category II Foreign Portfolio Investors” under the SEBI FPI Regulations
CCI	Competition Commission of India
CDSL	Central Depository Services (India) Limited
CIN	Corporate Identity Number
Civil Code or CPC	The Code of Civil Procedure, 1908, as amended
Companies Act	Companies Act, 1956 and Companies Act, 2013, as applicable
Companies Act, 1956	Erstwhile Companies Act, 1956 (without reference to the provisions thereof that have ceased to have effect upon notification of the sections of the Companies Act, 2013) along with the relevant rules made thereunder
Companies Act, 2013	Companies Act, 2013, along with the relevant rules, regulations, clarifications, circulars and notifications issued thereunder
Competition Act	Competition Act, 2002
COVID-19	The novel coronavirus disease, which is an infectious disease caused by a newly discovered coronavirus strain that was discovered in 2019 and has resulted in a global pandemic
CPSE	Central Public Sector Enterprise
CSR	Corporate Social Responsibility
Demat	Dematerialised
Depositories	Together, NSDL and CDSL

Term	Description
Depositories Act	Depositories Act, 1996
DIN	Director Identification Number
DPE	Department of Public Enterprise
DPE Guidelines	Corporate governance guidelines of the Department of Public Enterprises, Ministry of Finance, Government of India
DPIIT	Department for Promotion of Industry and Internal Trade, Ministry of Commerce and Industry, Government of India ( <i>earlier known as the Department of Industrial Policy and Promotion</i> )
DP ID	Depository Participant Identification
DP/ Depository Participant	A depository participant as defined under the Depositories Act
EBIT	Earnings before interest and taxes
EBITDA	Earnings before interest, taxes, depreciation and amortisation
EGM	Extraordinary General Meeting
EPS	Earnings Per Share
FDI	Foreign direct investment
FDI Policy	Consolidated FDI Policy notified by the DPIIT and any modifications thereto or substitutions thereof, issued from time to time
FEMA	Foreign Exchange Management Act, 1999, read with rules and regulations thereunder
FEMA Non-debt Rules	Foreign Exchange Management (Non-debt Instruments) Rules, 2019
Financial Year/ Fiscal/ FY	Unless stated otherwise, the period of 12 months ending March 31 of that particular year
FIR	First Information Report
FPI(s)	Foreign portfolio investors as defined under the SEBI FPI Regulations
FVCI(s)	Foreign venture capital investors as defined and registered under the SEBI FVCI Regulations
FVCI Regulations	Securities and Exchange Board of India (Foreign Venture Capital Investor) Regulations, 2000
Gazette	Gazette of India
GDP	Gross Domestic Product
“GoI” or “Government” or “Central Government”	Government of India
GST	Goods and Services Tax
HUF	Hindu Undivided Family
IAS Rules	Companies (Indian Accounting Standards) Rules, 2015, as amended
ICAI	The Institute of Chartered Accountants of India
IFRS	International Financial Reporting Standards
IFSC	Indian Financial System Code
Ind AS/ Indian Accounting Standards	Indian Accounting Standards notified under Section 133 of the Companies Act, 2013 read with Companies (Indian Accounting Standards) Rules, 2015, as amended and other relevant provisions of the Companies Act, 2013
India	Republic of India
Indian GAAP	Accounting standards notified under section 133 of the Companies Act, 2013 read with Companies (Accounting Standards) Rules 2006 (as amended) and the Companies (Accounts) Rules, 2014, as amended
IPC	Indian Penal Code, 1860
IPR	Intellectual property rights
IPO	Initial public offering
IST	Indian Standard Time
IT	Information Technology
IT Act	The Income Tax Act, 1961, as amended

Term	Description
JORC Code	Australasian Joint Ore Reserves Committee's Code for Reporting of Mineral Resources and Ore Reserves
MCA	Ministry of Corporate Affairs
"Mn" or "mn"	Million
Mutual Fund (s)	Mutual Fund(s) means mutual funds registered under the SEBI (Mutual Funds) Regulations, 1996
N/A or NA or N.A.	Not applicable
NACH	National Automated Clearing House
NEFT	National Electronic Funds Transfer
NPCI	National Payments Corporation of India
NPR	Nepalese Rupee
NRI	Individual resident outside India, who is a citizen of India
NSDL	National Securities Depository Limited
NSE	National Stock Exchange of India Limited
OCB/Overseas Corporate Body	A company, partnership, society or other corporate body owned directly or indirectly to the extent of at least 60% by NRIs including overseas trusts, in which not less than 60% of beneficial interest is irrevocably held by NRIs directly or indirectly and which was in existence on October 3, 2003 and immediately before such date had taken benefits under the general permission granted to OCBs under FEMA. OCBs are not allowed to invest in the Offer
p.a.	Per annum
P/E	Price/earnings
P/E Ratio	Price/earnings ratio
PAN	Permanent account number
PAT	Profit after tax
RBI	The Reserve Bank of India
RBI Act	The Reserve Bank of India Act, 1934, as amended
RTGS	Real Time Gross Settlement
Rule 144A	Rule 144A under the U.S. Securities Act.
SCRA	Securities Contracts (Regulation) Act, 1956, as amended
SCRR	Securities Contracts (Regulation) Rules, 1957, as amended
SEBI	Securities and Exchange Board of India constituted under the SEBI Act
SEBI Act	Securities and Exchange Board of India Act, 1992, as amended
SEBI AIF Regulations	Securities and Exchange Board of India (Alternative Investments Funds) Regulations, 2012, as amended
SEBI FPI Regulations	Securities and Exchange Board of India (Foreign Portfolio Investors) Regulations, 2019, as amended
SEBI FVCI Regulations	Securities and Exchange Board of India (Foreign Venture Capital Investors) Regulations, 2000, as amended
SEBI ICDR Regulations	Securities and Exchange Board of India (Issue of Capital and Disclosure Requirements) Regulations, 2018, as amended
SEBI ICDR Master Circular	SEBI master circular bearing reference number SEBI/HO/CFD/PoD-1/P/CIR/2024/0154 dated November 11, 2024
SEBI Listing Regulations	Securities and Exchange Board of India (Listing Obligations and Disclosure Requirements) Regulations, 2015, as amended
SEBI Merchant Bankers Regulations	Securities and Exchange Board of India (Merchant Bankers) Regulations, 1992, as amended
SEBI RTA Master Circular	SEBI master circular bearing number SEBI/HO/MIRSD/POD-1/P/CIR/2024/37 dated May 7, 2024.
SEBI SBEB Regulations	Securities and Exchange Board of India (Share Based Employee Benefits and Sweat Equity) Regulations, 2021, as amended
SEBI Takeover Regulations	Securities and Exchange Board of India (Substantial Acquisition of Shares and Takeovers) Regulations, 2011, as amended

Term	Description
SEBI VCF Regulations	Securities and Exchange Board of India (Venture Capital Fund) Regulations, 1996, as amended
SICA	The erstwhile Sick Industrial Companies (Special Provisions) Act, 1985, as amended
STT	Securities Transaction Tax
State Government	The Government of a State in India
Total Borrowings	Current borrowings, Non-current borrowings including current maturities of non-current borrowings
UIDAI	Unique Identification Authority of India
U.S. GAAP	Generally Accepted Accounting Principles in the United State of America
U.S./USA/United States	United States of America, its territories and possessions, any State of the United States, and the District of Columbia
USD/US\$	United States Dollars
U.S. Securities Act	U.S. Securities Act of 1933, as amended
VCFs	Venture Capital Funds as defined in and registered with SEBI under the SEBI VCF Regulations

**Key Performance Indicators** *(as defined in the Basis for Offer Price section)*

Terms	Definition
Capital Expenditure	Capex refers to the total Capital Expenditure for the respective financial years/ period.
Current ratio	Current ratio has been calculated as current assets divided by current liabilities as at the end of the financial year/ period.
Earning per shares (EPS- Basic and Diluted)	Earnings per share (EPS) equals profit for the year/ period attributable to the shareholders of the company divided by the Weighted average number of Equity Shares outstanding during the year/ period. Since there is no dilutive capital, Basic and Diluted EPS would be same.
EBITDA Margin (% of total income)	EBITDA Margin (as a percentage of Total Income) refers to the percentage derived by dividing EBITDA by total income.
EBITDA	EBITDA is calculated as restated profit / (loss) for the period / year, plus finance costs, total taxes, and depreciation and amortisation expense.
EBITDA CAGR	EBITDA CAGR is calculated by dividing the EBITDA from operation for the FY 2025 by the EBITDA from operation for the FY 2023, raising it to the power of one divided by the number of compounding periods i.e. 2 years, and subtracting by one
Net asset value (NAV) per equity share	Net asset value (NAV) per equity share refers to Net worth as at the end of the year / period divided by number of equity shares outstanding at the end of the financial year. Net Worth is the total equity attributable to equity-holders of the company, as appearing in the Restated Financial Information less OCI - Re-measurement of Defined Benefits Plans (net of Tax) Reserve.
Offtake (Raw Coal)	Refers to the total raw coal dispatched to customers plus the raw coal transferred to washeries for washing plus any internal or colliery consumption.
Output per Manshift	Output per manshift (OMS) in coal mining refers to the average quantity of coal produced per man per shift
Overburden Removal	Refers to overburden removed by the company during the period/financial year. Overburden refers to the layer of soil, rock, and other material that lies above coal seams and is required to be removed during opencast mining to access coal seams
PAT CAGR	PAT CAGR is calculated by dividing the PAT for the FY 2025 by the PAT for the FY 2023, raising it to the power of one divided by the number of compounding periods i.e. 2 years, and subtracting by one
PAT Margin (% of total income)	PAT Margin (as a percentage of Total Income) refers to the percentage derived by dividing profit after tax for the period/ financial year by total income for the period/ financial year.
Production of Raw Coal	Production of raw coal refers to total raw coal produced by the Company during the period / financial year.

Production of Washed Coking Coal	Refers to production of washed coking coal produced by the Company during the period / financial year.
Profit after tax (PAT)	Profit after tax (PAT) means restated profit / (loss) for the period/financial year as appearing in the Restated Financial Information
Raw Coal Production from Opencast Mines	Refers to production of raw coal produced by the Company during the period / financial year from Opencast mines including opencast section of mixed mines
Raw Coal Production from Underground Mines	Refers to production of raw coal produced by the Company during the period / financial year from Underground mines including underground section of mixed mines
Raw Coking Coal Production	Refers to production of raw coking coal produced by the Company during the period / financial year
Raw Non Coking Coal Production	Refers to production of raw non coking coal produced by the Company during the period / financial year
Return on Average Capital Employed (ROCE)	Return on average capital employed (ROCE) refers to the EBIT divided by average capital employed for the year/period. EBIT means restated profit / (loss) for the period / year, plus finance costs and total taxes. Capital employed is the total equity attributable to equity-holders of the company, as appearing in the Restated Financial Information plus non-current borrowings. Average capital employed is the sum of opening and closing capital employed divided by two.
Return on Net Worth	Return on Net Worth is calculated as restated profit / (loss) for the period / year divided by average net worth. Net Worth is the total equity attributable to equity-holders of the company, as appearing in the Restated Financial Information less OCI - Re-measurement of Defined Benefits Plans (net of Tax) Reserve. Average net worth is the sum of opening and closing net worth divided by two.
Revenue CAGR	Revenue CAGR is calculated by dividing the Revenue from operation for the FY 2025 by the Revenue from operation for the FY 2023, raising it to the power of one divided by the number of compounding periods i.e. 2 years, and subtracting by one.
Revenue from Operations	Revenue from operations means the revenue from operations as appearing in the Restated Financial Information.
Trade receivables as number of days of Revenue from operations	Trade receivables as number of days of Revenue from operations refers to Trade Receivables on the reporting date (excluding unbilled receivables) as appearing in the Restated Financial Information divided by Revenue from operations multiplied by number of days in the financial year/ period.

## **CERTAIN CONVENTIONS, PRESENTATION OF FINANCIAL, INDUSTRY AND MARKET DATA AND CURRENCY OF PRESENTATION**

### **Certain Conventions**

All references to “India” in this Red Herring Prospectus are to the Republic of India and its territories and possession and all references herein to the “Government”, “Indian Government”, “GoI”, “Central Government” or the “State Government” are to the Government of India, or the governments of any state in India, as applicable.

All references herein to the “US”, the “U.S.” or the “United States” are to the United States of America and its territories and possessions.

Unless stated otherwise, all references to page numbers in this Red Herring Prospectus are to the page numbers of this Red Herring Prospectus

### **Time**

All references to time in this Red Herring Prospectus are to Indian Standard Time.

### **Financial Data**

Unless stated otherwise or the context otherwise requires, the financial information and financial ratios in this Red Herring Prospectus have been derived from the Restated Financial Information.

The restated financial information of our Company, comprising the restated statement of assets and liabilities as at September 30, 2025 and September 30, 2024, March 31, 2025, March 31, 2024 and March 31, 2023 the restated statement of profit and loss (including other comprehensive income), the restated statement of changes in equity, the restated statement of cash flow for the six months period ended September 30, 2025 and September 30, 2024, and the financial years ended March 31, 2025, March 31, 2024 and March 31, 2023, the summary statement of material accounting policies, and other explanatory notes, prepared in terms of the requirements of Section 26 of Part I of Chapter III of the Companies Act, the SEBI ICDR Regulations and the Guidance Note on Reports in Company Prospectuses (Revised 2019) issued by the ICAI, as amended from time to time and included in the section titled “*Restated Financial Information*” beginning on page 299.

In this Red Herring Prospectus, any discrepancies in any table between the total and the sums of the amounts listed are due to rounding off. All figures in decimals have been rounded off to the second decimal, and all percentage figures have been rounded off to two decimal places.

However, where any figures may have been sourced from third-party industry sources, such figures may be rounded-off to such number of decimal points as provided in such respective sources. In this Red Herring Prospectus, (i) the sum or percentage change of certain numbers may not conform exactly to the total figure given; and (ii) the sum of the numbers in a column or row in certain tables may not conform exactly to the total figure given for that column or row; any such discrepancies are due to rounding off.

Our Company’s financial year commences on April 1 of the immediately preceding calendar year and ends on March 31 of that particular calendar year; accordingly, all references to a particular financial year or fiscal, unless stated otherwise, are to the 12 months period commencing on April 1 of the immediately preceding calendar year and ending on March 31 of that particular calendar year. Reference in this Red Herring Prospectus to the terms Fiscal or Fiscal Year or Financial Year is to the 12 months ended on March 31 of such year, unless otherwise specified.

The degree to which the financial information included in this Red Herring Prospectus will provide meaningful information is entirely dependent on the reader’s level of familiarity with Indian accounting policies and practices, Ind AS, the Companies Act and SEBI ICDR Regulations. Any reliance by persons not familiar with the aforementioned policies and laws on the financial disclosures presented in this Red Herring Prospectus should be limited. There are significant differences between Ind AS, Indian GAAP, U.S. GAAP and IFRS. Our Company does not provide a reconciliation of its financial statements with Indian GAAP, IFRS or U.S. GAAP requirements. Our Company has not attempted to explain those differences or quantify their impact on the financial data included in this Red Herring Prospectus and it is urged that you consult your own advisors regarding such differences and their impact on our financial data. For further details in connection with risks involving



differences between Ind AS and other accounting principles, see “*Risk Factors – Significant differences exist between Ind AS and other accounting principles, such as U.S. GAAP and IFRS, which investors may be more familiar with and may consider material to their assessment of our financial condition*” on page 76.

Unless the context otherwise indicates, any percentage amounts, as set forth in “*Risk Factors*”, “*Our Business*” and “*Management’s Discussion and Analysis of Financial Condition and Results of Operations*” beginning on pages 33, 215 and 422 respectively, and elsewhere in this Red Herring Prospectus have been calculated on the basis of amounts derived from our Restated Financial Information or non-GAAP financial measures as described below.

### **Non- GAAP Financial Measures**

Certain non-GAAP financial measures relating to our financial performance included in this Red Herring Prospectus are a supplemental measure of our performance and liquidity that are not required by, or presented in accordance with, Ind AS, Indian GAAP, or IFRS. Further, these Non-GAAP Measures are not a measurement of our financial performance or liquidity under Ind AS, Indian GAAP, or IFRS and should not be considered in isolation or construed as an alternative to cash flows, profit / (loss) for the year / period or any other measure of financial performance or as an indicator of our operating performance, liquidity, profitability or cash flows generated by operating, investing or financing activities derived in accordance with Ind AS, Indian GAAP, or IFRS. In addition, these Non-GAAP Measures are not a standardised term and, therefore, a direct comparison of similarly titled Non-GAAP Measures between companies may not be possible. Other companies may calculate the Non-GAAP Measures differently from us, limiting their usefulness as a comparative measure. Although the Non-GAAP Measures are not a measure of performance calculated in accordance with applicable accounting standards, our Company’s management believes that they are useful to an investor in evaluating us because these are widely used measures to evaluate a company’s operating performance. See “*Risk Factors – Significant differences exist between Ind AS and other accounting principles, such as U.S. GAAP and IFRS, which investors may be more familiar with and may consider material to their assessment of our financial condition*” on page 76.

### **Currency and Units of Presentation**

All references to:

- “Rupees” or “₹” or “INR” or “Rs.” are to Indian Rupee, the official currency of the Republic of India; and
- “USD” or “US\$” or “\$” or “U.S. Dollar” are to United States Dollar, the official currency of the United States of America.

Our Company has presented certain numerical information in this Red Herring Prospectus in “million” units or in whole numbers where the numbers have been too small to represent in such units. One million represents 1,000,000, one billion represents 1,000,000,000 and one trillion represents 1,000,000,000,000. One lakh represents 100,000 and one crore represents 10,000,000. Certain figures contained in this Red Herring Prospectus, including financial information, have been subject to rounding adjustments. Any discrepancies in any table between the totals and the sum of the amounts listed are due to rounding off. All figures in decimals have been rounded off to two decimal points. In certain instances, (i) the sum or percentage change of such numbers may not conform exactly to the total figure given, and (ii) the sum of the figures in a column or row in certain tables may not conform exactly to the total figure given for that column or row.

Figures sourced from third-party industry sources may be expressed in denominations other than million or may be rounded off to other than two decimal points in the respective sources, and such figures have been expressed in this Red Herring Prospectus in such denominations or rounded-off to such number of decimal points as provided in such respective sources.

### **Exchange Rates**

This Red Herring Prospectus contains conversion of certain other currency amounts into Indian Rupees that have been presented solely to comply with the SEBI ICDR Regulations. These conversions should not be construed as a representation that these currency amounts could have been, or can be converted into Indian Rupees, at any particular rate or at all.

The following table sets forth, for the periods indicated, information with respect to the exchange rate between the Rupee and other currencies:

(in ₹)

Currency	Exchange Rate as at									
	September 30, 2025	June 30, 2025	March 31, 2025	December 31, 2024	September 30, 2024	June 30, 2024	March 31, 2024	December 31, 2023	March 31, 2023	December 31, 2022
1 USD/US\$ / ₹	88.79	85.54	85.58	85.62	83.78	83.45	83.37	83.12	82.22	82.79

Source: [www.rbi.org](http://www.rbi.org) and [www.fbiil.org.in](http://www.fbiil.org.in)

Note: If the reference rate is not available on a particular date due to a public holiday, exchange rates of the previous working day have been disclosed.

## Industry and Market Data

Unless stated otherwise, industry and market data used in this Red Herring Prospectus has been obtained or derived from publicly available information as well as industry publication and sources. Further, the information has also been derived from the report titled “*Report on Indian Coking Coal Industry*” dated November, 2025 exclusively prepared by CRISIL and commissioned for our Company specifically in connection with the Offer, pursuant to an engagement letter dated January 19, 2025. The CRISIL Report is available at [www.bcclweb.in](http://www.bcclweb.in). For risks in relation to commissioned reports, see “*Risk Factors – Certain sections of this Red Herring Prospectus disclose information from the CRISIL Report which is a paid report and commissioned and paid for exclusively in connection with the Offer and any reliance on such information for making an investment decision in the Offer is subject to inherent risks.*” on page 73.

Industry publications generally state that the information contained in such publications has been obtained from publicly available documents from various sources believed to be reliable. Accordingly, no investment decisions should be made based on such information. The excerpts of the industry report are disclosed in the Offer Documents and there are no parts, information, data (which may be relevant for the proposed Offer), left out or changed in any manner. Data from these sources may also not be comparable. Industry sources and publications are also prepared based on information as of specific dates and may no longer be current or reflect current trends. Industry sources and publications may also base their information on estimates and assumptions that may prove to be incorrect.

CRISIL is an independent agency which has no relationship with our Company, our Promoters, Promoter Group any of our Directors, Key Managerial Personnel, Senior Management Personnel, or the Book Running Lead Managers.

The extent to which the market and industry data used in this Red Herring Prospectus is meaningful depends on the reader’s familiarity with and understanding of the methodologies used in compiling such data. There are no standard data gathering methodologies in the industry in which the business of our Company is conducted, and methodologies and assumptions may vary widely among different industry sources. Industry publications generally state that the information contained in such publications has been obtained from publicly available documents from various sources believed to be reliable, but their accuracy and completeness are not guaranteed, and their reliability cannot be assured. The data used in these sources may have been reclassified by us for the purposes of presentation. Data from these sources may also not be comparable. Industry sources and publications are also prepared based on information as of specific dates and may no longer be current or reflect current trends. Industry sources and publications may also base their information on estimates and assumptions that may prove to be incorrect. Accordingly, no investment decision should be made solely on the basis of such information. Such data involves risks, uncertainties and numerous assumptions and is subject to change based on various factors, including those disclosed in “*Risk Factors*” on page 33.

In accordance with the SEBI ICDR Regulations, “*Basis for Offer Price*” on page 123 includes information relating to our listed peer group companies. Such information has been derived from publicly available sources, and neither we, nor the BRLMs or any of their affiliates have independently verified such information. Accordingly, no investment decision should be made solely on the basis of such information.

Certain information has also been derived from the report titled “*An Independent Technical Report on the Coal Resources and Reserves of Bharat Coking Coal Limited, India*” dated December 2, 2025, exclusively prepared by SRK Consulting and commissioned for our Company specifically in connection with the Offer, pursuant to an engagement letter dated January 22, 2025. The SRK Report is available at [www.bcclweb.in](http://www.bcclweb.in). For risks in relation to commissioned reports, see “*Risk Factors – Information relating to our reserve and resource base included in this Red Herring Prospectus are estimates, and our actual production, revenues and expenditure with respect to our reserves and resources may differ materially from these estimates. Additionally, certain reserve and resource*

*base information provided in this Red Herring Prospectus has been prepared and classified in accordance with Indian Standard Procedure guidelines (the “ISP Guidelines”), which has not been audited by SRK Mining Services (India) Private Limited (“SRK”) and differs from international standards.” on page 34.*

#### **Notice to Prospective Investors in the United States**

The Equity Shares have not been recommended by any U.S. federal or state securities commission or regulatory authority. Furthermore, the foregoing authorities have not confirmed the accuracy or determined the adequacy of this Red Herring Prospectus or approved or disapproved the Equity Shares. Any representation to the contrary is a criminal offence in the United States. In making an investment decision, investors must rely on their own examination of our Company and the terms of the Offer, including the merits and risks involved.

The Equity Shares have not been and will not be registered under the U.S. Securities Act or any other applicable law of the United States, and, unless so registered, may not be offered or sold within the United States except pursuant to an exemption from, or in a transaction not subject to, the registration requirements of the U.S. Securities Act and applicable U.S. state securities laws. Accordingly, the Equity Shares are being offered and sold only (a) to persons in the United States that are “qualified institutional buyers” (as defined in Rule 144A) and referred to in this Red Herring Prospectus as “U.S. QIBs” and, for the avoidance of doubt, the term U.S. QIBs does not refer to a category of institutional investor defined under applicable Indian regulations and referred to in this Red Herring Prospectus as “QIBs”) in transactions exempt from or not subject to the registration requirements of the U.S. Securities Act and in reliance on Rule 144A, and (b) outside the United States in “offshore transactions” (as defined in Regulation S) in reliance on Regulation S and the applicable laws of the jurisdiction where those offers and sales are made. For further details, see “*Other Regulatory and Statutory Disclosures – Eligibility and Transfer Restrictions*” on page 486.

The Equity Shares have not been and will not be registered, listed or otherwise qualified in any other jurisdiction outside India and may not be offered or sold, and Bids may not be made by persons in any such jurisdiction, except in compliance with the applicable laws of such jurisdiction.

## FORWARD-LOOKING STATEMENTS

This Red Herring Prospectus contains certain “forward-looking statements”. All statements contained in this Red Herring Prospectus that are not statements of historical fact constitute “forward-looking statements”. All statements regarding our expected financial condition and results of operations, business, plans and prospects are “forward-looking statements”. These forward-looking statements generally can be identified by words or phrases such as “aim”, “anticipate”, “believe”, “expect”, “estimate”, “intend”, “likely to”, “may”, “seek to”, “shall”, “objective”, “plan”, “project”, “will”, “will continue”, “will pursue”, “can”, “could”, “goal”, “should” or other words or phrases of similar import. Similarly, statements that describe our strategies, objectives, plans or goals are also forward-looking statements. However, these are not the exclusive means of identifying forward looking statements. All forward-looking statements whether made by us or any third parties in this Red Herring Prospectus are based on our current plans, estimates, presumptions and expectations and are subject to risks, uncertainties and assumptions about us that could cause actual results to differ materially from those contemplated by the relevant forward-looking statement, including but not limited to, regulatory changes pertaining to the industry in which we have businesses and our ability to respond to them, our ability to successfully implement our strategy, our growth and expansion, technological changes, our exposure to market risks, general economic and political conditions which have an impact on our business activities or investments, the monetary and fiscal policies of India, inflation, deflation, unanticipated turbulence in interest rates, foreign exchange rates, equity prices or other rates or prices, the performance of the financial markets in India and globally, changes in domestic laws, regulations and taxes and changes in competition in the industry.

Important factors that could cause actual results to differ materially from our expectations include, but are not limited to, the following:

- Information relating to our reserve and resource base included in this Red Herring Prospectus are estimates, and our actual production, revenues and expenditure with respect to our reserves and resources may differ materially from these estimates. Additionally, certain reserve and resource base information provided in this Red Herring Prospectus has been prepared and classified in accordance with Indian Standard Procedure guidelines (the “ISP Guidelines”), which has not been audited by SRK Mining Services (India) Private Limited (“SRK”) and differs from international standards.
- Our mines and washeries are concentrated in Jharia, Jharkhand and Raniganj, West Bengal and the eventual exhaustion of coal reserves in these areas or our inability to successfully exploit existing reserves may adversely affect our business, results of operations, financial conditions and cash flows.
- A significant portion of our revenues is derived from production of raw coking coal, which accounted for 77.20%, 74.13%, 75.72%, 75.75% and 74.79% of our revenue from operations in the six months period ended September 30, 2025 and 2024 and Fiscals 2025, 2024 and 2023, respectively. Any decline in demand for raw coking coal could have an adverse impact on our business, results of operations, financial condition and cash flows.
- We have certain contingent liabilities that have been disclosed in the Restated Financial Information (₹ 35,985.90 million as of September 30, 2025), which if materialize, may adversely affect our business, results of operations, financial condition and cash flows.
- We are dependent upon the pricing and continued supply of raw materials, the costs and supply of which can be subject to significant variation due to factors outside our control.

Certain information in “*Industry Overview*”, “*Our Business*” and “*Management’s Discussion and Analysis of Financial Condition and Results of Operations*” on pages 146, 215 and 422, respectively, of this Red Herring Prospectus have been obtained from the report titled “*Report on Indian Coking Coal Industry*” dated November 2025 exclusively prepared by CRISIL and commissioned for our Company specifically in connection with the Offer, pursuant to an engagement letter dated January 19, 2025.

For further discussion of factors that could cause the actual results to differ from the expectations, see “*Risk Factors*”, “*Our Business*” and “*Management’s Discussion and Analysis of Financial Condition and Results of Operations*” on pages 33, 215 and 422, respectively. By their nature, certain market risk disclosures are only estimates, and could be materially different from what actually occurs in the future. As a result, actual future gains or losses could materially differ from those that have been estimated and are not a guarantee of future performance.

Forward-looking statements reflect current views as of the date of this Red Herring Prospectus and are not a guarantee of future performance. There can be no assurance to investors that the expectations reflected in these forward-looking statements will prove to be correct. Given these uncertainties, investors are cautioned not to

place undue reliance on such forward-looking statements and not to regard such statements to be a guarantee of our future performance.

These statements are based on our management's belief and assumptions, which in turn are based on currently available information. Although we believe the assumptions upon which these forward-looking statements are based on are reasonable, any of these assumptions could prove to be inaccurate and the forward-looking statements based on these assumptions could be incorrect. Given these uncertainties, investors are cautioned not to place undue reliance on such forward-looking statements and not to regard such statements as a guarantee of future performance. Neither our Company, our Promoters, our Directors, the BRLMs nor any of their respective affiliates have any obligation to update or otherwise revise any statements reflecting circumstances arising after the date hereof or to reflect the occurrence of underlying events, even if the underlying assumptions do not come to fruition.

In accordance with the requirements of SEBI, our Company shall ensure that investors in India are informed of material developments from the date of this Red Herring Prospectus in relation to the statements and undertakings made by them in this Red Herring Prospectus until the time of the grant of listing and trading permission by the Stock Exchanges for this Offer. In accordance with the requirements of SEBI and as prescribed under the applicable law, the Selling Shareholder will ensure (through our Company and the BRLMs) that investors are informed of material developments in relation to the statements and undertakings specifically undertaken or confirmed by them in this Red Herring Prospectus until the receipt of final listing and trading approvals for the Equity Shares pursuant to the Offer. Only statements and undertakings which are specifically confirmed or undertaken by the Selling Shareholder to the extent of information pertaining to it in this Red Herring Prospectus shall be deemed to be statements and undertakings made by the Selling Shareholder.

## SUMMARY OF THE OFFER DOCUMENT

The following is a general summary of the terms of the Offer and is neither exhaustive, nor does it purport to contain a summary of all the disclosures in this Red Herring Prospectus or all details relevant to prospective investors. This summary should be read in conjunction with, and is qualified in its entirety by, the more detailed information appearing elsewhere in this Red Herring Prospectus, including “Risk Factors”, “Objects of the Offer”, “Our Business”, “Industry Overview”, “Capital Structure”, “The Offer”, “Restated Financial Information”, “Outstanding Litigation and Material Developments”, “Offer Procedure” and “Description of Equity Shares and Terms of the Articles of Association” on page 33, 120, 215, 146, 106, 85, 299, 464, 511, and 534 respectively of this Red Herring Prospectus.

### Summary of the primary business of the Company

We produce various grades of coking coal, non-coking coal and washed coals for applications primarily in the steel and power industries. We were incorporated in 1972 to mine and supply coking coal concentrated in mines located at Jharia, Jharkhand and Raniganj, West Bengal coalfields. We have expanded our operations significantly over the years, with our coal production increasing from 30.51 million tonnes in Fiscal 2022 to 40.50 million tonnes in Fiscal 2025, which is an increase of 32.74% over Fiscal 2022. Further, our coal production was 15.75 million tonnes in the six months period ended September 30, 2025, as compared to 19.09 million tonnes in six months period ended September 30, 2024. In Fiscal 2024, we produced 39.11 million tonnes of coking coal and 1.99 million tonnes of non-coking coal, surpassing our previous records of coking coal production.

### Summary of the Industry in which the Company operates

Coal and iron ore are the bedrock of India's mineral wealth, playing a critical role in driving the nation's industrial and economic progress. These minerals not only fuel the country's energy needs but also support the backbone of its manufacturing sector, particularly in steel production. (Source: CRISIL Report, Industry Overview on page 162) In Fiscal 2025, the coking coal demand is 67 MMT and is expected to reach 138 MMT in Fiscal 2035. The total coking coal supply shows a surplus in most years, which is not the case as very limited coking coal is directly being used in steel industry owing to the inferior quality of Indian coking coal. Going ahead, though the coking coal supply is expected to be more than the demand, demand of coking coal for steel is expected to increase. (Source: CRISIL Report, Industry Overview on page 181)

### Name of Promoters

As on the date of this Red Herring Prospectus, our Promoters are the President of India, acting through the Ministry of Coal, Government of India and Coal India Limited. For further details, see “Our Promoters and Promoter Group” on page 293.

### The Offer

The following table summarizes the details of the Offer. For further details, see “The Offer” and “Offer Structure” beginning on pages 85 and 505 respectively.

Offer <sup>(1)</sup>	Up to 465,700,000 Equity Shares of face value ₹ 10 each aggregating up to ₹ [●] million
<b>Of which</b>	
Offer for Sale <sup>(2)</sup>	Up to 465,700,000 Equity Shares of face value ₹ 10 each aggregating up to ₹ [●] million
<b>The Offer consists of:</b>	
Employee Reservation Portion <sup>(3)</sup>	23,285,000 Equity Shares of face value ₹ 10 each aggregating up to ₹ [●] million
Shareholder Reservation Portion <sup>(4)</sup>	46,570,000 Equity Shares of face value ₹ 10 each aggregating up to ₹ [●] million
Net Offer <sup>(5)</sup>	395,845,000 Equity Shares of face value ₹ 10 each aggregating up to ₹ [●] million

<sup>(1)</sup> The Offer has been authorized by a resolution of our Board dated May 27, 2025.

<sup>(2)</sup> Our Board has taken on record the approval for the Offer for Sale by the Selling Shareholder pursuant to its resolution dated May 27, 2025. The Promoter Selling Shareholder confirms that the Equity Shares being offered by them in the Offer for Sale have been held by them for a period of at least one year prior to the date of filing of the Draft Red Herring Prospectus in accordance with Regulation 8 of the SEBI ICDR Regulations and are accordingly, eligible for being offered in the Offer. The Selling Shareholders has, authorized the inclusion the



Offered Shares in the Offer for Sale. For details of authorizations received for the Offer for Sale, see “Other Regulatory and Statutory Disclosures- Authority for the Offer” on page 482.

(3) Eligible Employees bidding in the Employee Reservation Portion must ensure that the maximum Bid Amount does not exceed ₹ 0.50 million (net of Employee Discount, if any). However, the initial Allotment to an Eligible Employee in the Employee Reservation Portion shall not exceed ₹ 0.20 million (net of Employee Discount, if any). In the event of under-subscription in the Employee Reservation Portion (if any), the unsubscribed portion will be available for allocation and Allotment, proportionately to all Eligible Employees who have Bid in excess of ₹ 0.20 million (net of Employee Discount, if any), subject to the maximum value of Allotment made to such Eligible Employee not exceeding ₹ 0.50 million (net of Employee Discount, if any). Our Company, in consultation with the BRLMs, may offer a discount of [●]% on the Offer Price (equivalent of ₹ [●] per Equity Share) to Eligible Employees bidding in the Employee Reservation Portion which shall be announced two Working Days prior to the Bid/Offer Opening Date. For further details, see “Offer Procedure” and “Offer Structure” beginning on pages 511 and 505, respectively.

(4) The Shareholder Reservation Portion shall not exceed 10% of the Offer size available for allocation to Eligible Shareholders, on a proportionate basis. For further details, see “Offer Structure” on page 505.

(5) The Net Offer is the Offer less the Employee Reservation Portion and the Shareholders Reservation Portion.

The Offer and Net Offer shall constitute [●]% and [●]% of the post-Offer paid-up Equity Share capital of our Company.

For further details, see “The Offer” and “Offer Structure” beginning on pages 85 and 505, respectively.

## Objects of the Offer

The Promoter Selling Shareholder will be entitled to the entire proceeds of the Offer after deducting its portion of the Offer expenses and relevant taxes thereon. Our Company will not receive any proceeds from the Offer. The Objects of the Offer are to (i) achieve the benefits of listing the Equity Shares on the Stock Exchanges; and (ii) carry out the Offer for Sale of up to 465,700,000 Equity Shares of face value of ₹ 10 each by the Promoter Selling Shareholder aggregating up to ₹ [●] million.

For further details, see “Objects of the Offer” on page 120.

## Aggregate pre- Offer Shareholding of our Promoters and the members of our Promoter Group (other than our Promoters) and Promoter Selling Shareholder

The aggregate pre-Offer shareholding of our Promoters, members of the Promoter Group (other than the Promoters) and the Promoter Selling Shareholder as a percentage of the pre-Offer paid-up share capital of the Company is set out below.

Name of Shareholder	No. of Equity Shares held as on the date of this Red Herring Prospectus	Percentage of the Equity Share capital (%) as on the date of this Red Herring Prospectus
<b>Promoters</b>		
Coal India Limited*	4,657,000,000 <sup>#</sup>	100.00
President of India, acting through the Ministry of Coal, Government of India	Nil	Nil
<b>Total</b>	<b>4,657,000,000<sup>#</sup></b>	<b>100.00</b>

\* Also the Promoter Selling Shareholder

<sup>#</sup>Includes 600 Equity Shares held by Rajesh Kumar, Mukesh Choudhary, Polavarapu Mallikharjuna Prasad, Murli Krishna Ramaiah, Sanjay Kumar Singh and Manoj Kumar Agarwal jointly with Coal India Limited in the capacity of nominee shareholders of Coal India Limited.

As on the date of this Red Herring Prospectus none of the members of the Promoter Group hold any Equity Shares of our Company.

For further details, please see “Capital Structure” on page 106.

## Shareholding of our Promoters, members of our Promoter Group and additional top 10 shareholders of our Company

The aggregate shareholding, of each of our Promoters, members of our Promoter Group and additional top 10 shareholders (apart from our Promoters) as on the date of the Price Band advertisement publication and as at the date of Allotment is set forth below:

Sr. No.	Pre-Offer shareholding as on date of the price band advertisement*			Post-Offer Shareholding as at Allotment <sup>#</sup>	
	Name of the shareholder	Number of Equity	Pre-Offer shareholding	At the lower end of the price band (₹ [●])	At the upper end of the price band (₹ [●])

		Shares <sup>^</sup>	on a fully diluted basis (%) <sup>^</sup>	Number of Equity Shares <sup>^</sup>	Post-Offer shareholding (%) <sup>^</sup>	Number of Equity Shares <sup>^</sup>	Post-Offer shareholding (%) <sup>^</sup>
<b>Promoters</b>							
1.	Coal India Limited	[●]	[●]	[●]	[●]	[●]	[●]
2.	President of India, acting through the Ministry of Coal, Government of India	NA	NA	NA	NA	NA	NA
<b>Members of our Promoter Group</b>							
1.	Nil	Nil	Nil	Nil	Nil	Nil	Nil
<b>Additional top 10 shareholders<sup>#</sup></b>							
NA							

<sup>\*</sup>To be filled in as on the date of the pre-Offer and price band advertisement.

<sup>^</sup>Includes all options that have been exercised until date of prospectus and any transfers of equity shares by existing shareholders after the date of the pre- Offer and price band advertisement until date of prospectus.

<sup>#</sup>Based on the Offer Price of ₹ [●] and subject to finalization of the Basis of Allotment. To be filled in at Allotment stage.

## Summary of Restated Financial Information

The details of certain financial information as set out under the SEBI ICDR Regulations as of and for the Fiscals indicated, derived from the Restated Financial Information are as follows:

Particulars	As of and for the six months period ended		As of and for the Financial Year ended March 31,		
	September 30, 2025	September 30, 2024	2025	2024	2023
Equity share capital <sup>(1)</sup>	46,570.00	46,570.00	46,570.00	46,570.00	46,570.00
Net worth <sup>(2)</sup>	58,308.90	60,597.40	65,512.30	53,554.70	37,910.10
Total revenue from operations <sup>(3)</sup>	56,590.20	68,461.90	138,025.50	142,458.60	126,240.60
Profit for the year/ Period <sup>(4)</sup>	1,238.80	7,487.00	12,401.90	15,644.60	6,647.80
Restated Earnings per equity share of ₹ 10 each – Basic (in ₹/ share) <sup>(5) (7)</sup>	0.27*	1.61*	2.66	3.36	1.43
Restated Earnings per equity share of ₹ 10 each – Diluted (in ₹/ share) <sup>(6) (7)</sup>	0.27*	1.61*	2.66	3.36	1.43
Net asset value per Equity Share <sup>(8)</sup>	12.52	13.01	14.07	11.50	8.14
Total Borrowings <sup>(9)</sup>	15,591.30	Nil	Nil	Nil	Nil

Notes:

\*Not annualised.

<sup>(1)</sup> Equity share capital as at the end of the relevant Fiscal Year/ period.

<sup>(2)</sup> Net worth of the Company means the aggregate value of the paid-up share capital and all reserves created out of the profits and securities premium account and debit or credit balance of profit and loss account, after deducting the aggregate value of the accumulated losses, deferred expenditure and miscellaneous expenditure not written off, but does not include reserves created out of revaluation of assets, write-back of depreciation and amalgamation.

<sup>(3)</sup> Total revenue from operations for the relevant Fiscal Year/ period

<sup>(4)</sup> Profit for the relevant Fiscal Year/ Period

<sup>(5)</sup> Restated Earnings per equity share (Basic) = Restated profit attributable to Shareholders of our Company for the year/ period divided by weighted average number of Equity Shares outstanding during the year/ period computed in accordance with Ind AS 33.

<sup>(6)</sup> Restated Earnings per Equity Share (Diluted) = Restated profit attributed to Shareholders of our Company divided by weighted average number of shares outstanding during the year/ period are adjusted for the effects of all dilutive potential Equity Shares computed in accordance with Ind AS 33.

<sup>(7)</sup> Our Company has sub-divided each of its equity shares bearing face value ₹ 1,000 each into 100 equity shares bearing face value ₹ 10 each pursuant to a resolution of our Board dated April 15, 2025 and a resolution of our shareholders dated April 28, 2025. The impact of the split of shares is considered for the computation of Restated Earnings per equity shares and net asset value per equity share

<sup>(8)</sup> Net asset value per Equity Share is calculated as total net worth divided by the weighted average number of Equity Shares outstanding at the end of the year/ period.

<sup>(9)</sup> Total Borrowings is calculated as sum of non-current borrowings and current borrowings.

For a reconciliation of non-GAAP measures, see “Management’s Discussion and Analysis of our Results of Operations – Non- GAAP Measures” on page 443.

For further details, see “Restated Financial Information” on page 299.

## Auditor qualifications

There are no qualifications of the Statutory Auditors that have not been given effect to in the Restated Financial Information.

### Summary table of outstanding litigation

A summary of outstanding litigation proceedings involving our Company, Directors and Corporate Promoter, our Key Managerial Personnel and our Senior Management Personnel in accordance with the SEBI ICDR Regulations and the Materiality Policy as on the date of this Red Herring Prospectus as disclosed in “*Outstanding Litigation and Other Material Developments*” is provided below:

Category of individuals/entities	Number of Criminal proceedings	Number of Tax proceedings	Number of actions taken by statutory or regulatory authority	Disciplinary actions by the SEBI or stock exchanges against our Corporate Promoter in the last five years including outstanding action	Number of material civil litigations	Aggregate amount involved* (in ₹ million)
Company						
By our Company	8	(Not Applicable)	(Not Applicable)	(Not Applicable)	3	7,031.00
Against our Company	25	265	7		6	31,999.66
Directors						
By our Directors	Nil	(Not Applicable)	(Not Applicable)	(Not Applicable)	Nil	Nil
Against our Directors	2	1	Nil		Nil	0.01
Corporate Promoter						
By our Corporate Promoter	1	(Not Applicable)	(Not Applicable)	(Not Applicable)	1	312,278.00
Against our Corporate Promoter	2	14	5	46	Nil	20,188.94
Key Managerial Personnel						
By our KMPs	Nil	(Not Applicable)	(Not Applicable)	(Not Applicable)	(Not Applicable)	Nil
Against our KMPs	1		Nil			Nil
Senior Management						
By our SMPs	Nil	(Not Applicable)	(Not Applicable)	(Not Applicable)	(Not Applicable)	Nil
Against our SMPs	7		Nil			Nil

\* To the extent quantifiable.

For further details, see “*Outstanding Litigation and Material Developments*” on page 464.

### Risk factors

Specific attention of Bidders is invited to the section “*Risk Factors*” on page 33. Bidders are advised to read the risk factors carefully before taking an investment decision in the Offer. Set forth below are the top 10 risk factors applicable to our Company:

Sr. No.	Description
1.	Information relating to our reserve and resource base included in this Red Herring Prospectus are estimates, and our actual production, revenues and expenditure with respect to our reserves and resources may differ materially from these estimates. Additionally, certain reserve and resource base information provided in this Red Herring Prospectus has been prepared and classified in accordance with Indian Standard Procedure guidelines (the “ISP Guidelines”), which has not been audited by SRK Mining Services (India) Private Limited (“SRK”) and differs from international standards.
2.	Our mines and washeries are concentrated in Jharia, Jharkhand and Raniganj, West Bengal and the eventual exhaustion of coal reserves in these areas or our inability to successfully exploit existing

	reserves may adversely affect our business, results of operations, financial conditions and cash flows.
3.	A significant portion of our revenues is derived from production of raw coking coal, which accounted for 77.20%, 74.13%, 75.72%, 75.75% and 74.79% of our revenue from operations in the six months period ended September 30, 2025 and 2024 and Fiscals 2025, 2024 and 2023, respectively. Any decline in demand for raw coking coal could have an adverse impact on our business, results of operations, financial condition and cash flows.
4.	We have certain contingent liabilities that have been disclosed in the Restated Financial Information (₹ 35,985.90 million as of September 30, 2025), which if materialize, may adversely affect our business, results of operations, financial condition and cash flows.
5.	We are dependent upon the pricing and continued supply of raw materials, the costs and supply of which can be subject to significant variation due to factors outside our control.
6.	Our business largely depends upon our top 10 customers which accounted for 83.89%, 82.46%, 88.88%, 80.79% and 83.10% of our revenue from operations in the six months period ended September 30, 2025 and 2024 and Fiscals 2025, 2024 and 2023, respectively. The loss of any of these customers could have an adverse effect on our business, financial condition, results of operations and cash flows.
7.	We depend on a limited number of vendors to provide contractual services and any disruptions in their supply of services could adversely affect our business, results of operations, financial condition and cash flows.
8.	A portion of our coal production and coal handling operations are conducted through third party contractors which exposes us to fluctuations in contractual costs and risks relating to the quality of their services.
9.	We are a wholly-owned subsidiary of Coal India Limited and we rely on the support and resources provided by Coal India Limited. Any misalignment in strategic priorities or changes in Coal India Limited's overall strategy could affect our long-term planning and operational stability and may have an adverse impact on our business, results of operations, financial conditions and cash flows
10.	Our ability to negotiate coal distribution and allocation is significantly influenced by the regulatory framework established by the Government of India under the New Coal Distribution Policy.

### Summary of contingent liabilities

As of September 30, 2025, our contingent liabilities as per the Restated Financial Information are as follows:

(in ₹ million)

Particulars	As of September 30, 2025
<b>Central Government</b>	
Income Tax	3,844.40
Sales Tax: CST	1,527.40
Central Excise	885.30
Service Tax	54.50
<b>Sub-Total</b>	<b>6,311.60</b>
<b>State Government and local authority</b>	
Sales Tax: VAT	1,689.90
GST	2,180.90
Royalty	558.80
Holding Tax	2,522.30
Electricity Duty	231.70
Others Statutory Dues (RE/PE Cess)	82.80
<b>Sub-Total</b>	<b>7,266.40</b>
<b>Central Public Sector Enterprises</b>	
<b>Sub- Total</b>	-
<b>Others</b>	
Suits against the Company under litigation	9,591.80
Arbitration proceedings	11,970.10
Misc (Land)	846.00

Particulars	As of September 30, 2025
<b>Sub-Total</b>	<b>22,407.90</b>
<b>Grand Total</b>	<b>35,985.90</b>

For further information on such contingent liabilities, see “*Restated Financial Information*” and “*Risk Factors – We have certain contingent liabilities that have been disclosed in the Restated Financial Information (₹ 35,985.90 million as of September 30, 2025), which if materialize, may adversely affect our business, results of operations, financial condition and cash flows.*” on page 299 and 38, respectively.

### Summary of related party transactions

The summary of related party transactions, as per the requirements under Ind AS 24 – Related Party Disclosures read with SEBI ICDR Regulations, entered into by our Company for six months periods ended September 30, 2025 and September 30, 2024, Fiscal 2025, Fiscal 2024 and Fiscal 2023, as derived from the Restated Financial Information are as set out in the table below:

#### 1. Remuneration of Board of Directors & Key Managerial Personnel:

Sl. No.	Particulars	For the six months period ended September 30, 2025 (in ₹ millions)	Percent age of Revenue from operations (%)	For the six months period ended September 30, 2024 (in ₹ millions)	Percent age of Revenue from operations (%)	For the year ended March 31, 2025 (in ₹ millions)	Percent age of Revenue from operations (%)	For the year ended March 31, 2024 (in ₹ millions)	Percent age of Revenue from operations (%)	For the year ended March 31, 2023 (in ₹ millions)	Percent age of Revenue from operations (%)
(i)	<b>Short Term Employee Benefits</b>										
a.	Payment to Chairman cum Managing Directors, Whole Time Directors, Chief Financial Officer and Company Secretary	16.50	0.03%	12.50	0.02%	27.10	0.02%	26.40	0.02%	25.30	0.02%
b.	Sitting Fees to Independent Directors	0.30	Negligible	0.80	Negligible	1.06	Negligible	1.70	Negligible	1.70	Negligible
(ii)	<b>Post-Employment Benefits</b>	-	-	-	-	-	-	3.90	Negligible	1.60	Negligible
(ii)	<b>Other</b>	-	-	-	-	-	-	-	-	-	-

Sl. No.	Particulars	For the six months period ended September 30, 2025 (in ₹ millions)	Percent age of Revenue from operations (%)	For the six months period ended September 30, 2024 (in ₹ millions)	Percent age of Revenue from operations (%)	For the year ended March 31, 2025 (in ₹ millions)	Percent age of Revenue from operations (%)	For the year ended March 31, 2024 (in ₹ millions)	Percent age of Revenue from operations (%)	For the year ended March 31, 2023 (in ₹ millions)	Percent age of Revenue from operations (%)
i)	Long-term Benefits										
(iv)	Termination Benefits	-	-	-	-	-	-	-	-	-	-
(v)	Share Based Payment	-	-	-	-	-	-	-	-	-	-
	<b>TOTAL</b>	<b>16.80</b>	<b>0.03%</b>	<b>13.30</b>	<b>0.02%</b>	<b>28.16</b>	<b>0.02%</b>	<b>32.00</b>	<b>0.02%</b>	<b>28.60</b>	<b>0.02%</b>

## 2. Other Transactions with Related Parties:

Particulars	Relationship with the Company	Nature of Transaction	For the six months period ended September 30, 2025		For the six months period ended September 30, 2024		Financial Year 2025		Financial Year 2024		Financial Year 2023	
			Amount (in ₹ million)	Percentage of Revenue from operations	Amount (in ₹ million)	Percentage of Revenue from operations	Amount (in ₹ million)	Percentage of Revenue from operations	Amount (in ₹ million)	Percentage of Revenue from operations	Amount (in ₹ million)	Percentage of Revenue from operations
Coal India Limited	Holding Company	Management Services	8702.10	15.38%	746.50	1.09%	1078.50	0.78%	646.60	0.45%	575.20	0.46%
Central Mine Planning and Design Institute Limited	Subsidiary of the Holding Company	Purchase of Services	286.30	0.51%	389.10	0.57%	866.00	0.63%	802.90	0.56%	1040.40	0.82%
Indian Institute of Coal Management	Part of Holding Company	Training Services	-	-	-	-	37.80	0.03%	-	-	38.50	0.03%

For further details, see “Restated Financial Information” and “Risk Factors – We have entered into related party transactions in the past and may continue to do so in the future. Such future related party transactions may potentially involve conflicts of interest” on pages 299 and 72 respectively.

### Details of all financing arrangements

There have been no financing arrangements whereby our Promoters, members of the Promoter Group, our Directors and their relatives (as defined in the Companies Act, 2013) have financed the purchase by any other

person of securities of our Company other than in the normal course of the business of the financing entity, during a period of six months immediately preceding the date of this Red Herring Prospectus.

**Details of price at which specified securities were acquired in the three years preceding the date of this Red Herring Prospectus by the Promoters, members of the Promoter Group, the Selling Shareholder or shareholder(s) with rights to nominate Director(s) or other special rights**

Except as disclosed below, our Promoters, members of the Promoter Group, the Selling Shareholder and Shareholder(s) with nominee director rights or other rights have not acquired any Equity Shares in the last three years preceding the date of this Red Herring Prospectus:

Name	Nature of securities	Nature of acquisition / Transaction	Face value (in ₹)	Date of acquisition of securities	Nature of Consideration	Number of securities acquired	Acquisition price per security (in ₹)	% of Pre-Offer Share Capital
<b>Promoters<sup>#</sup></b>								
Nil*								
<b>Promoter Group</b>								
Nil*								
<b>Shareholders entitled with right to nominate directors</b>								
Nil*								

As certified by Nag & Associates, Chartered Accountants, pursuant to the certificate dated January 2, 2026.

<sup>#</sup>Also, a Selling Shareholder.

\*There are no allotment and/or secondary transactions of equity shares post March 24, 2020.

**Weighted average price at which specified securities were acquired by the Promoter and Selling Shareholder in the one year preceding the date of this Red Herring Prospectus**

Name	Face Value (in ₹)	Number of Equity Shares acquired in the last 1 year	Weighted Average Price at which the Equity Shares acquired in the last 1 year (in ₹)
<b>Coal India Limited<sup>*</sup></b>			
Nil**			

As certified by Nag & Associates, Chartered Accountants, pursuant to the certificate dated January 2, 2026.

<sup>\*</sup>Also, the Promoter Selling Shareholder

\*\*There are no allotment and/or secondary transactions of equity shares post March 24, 2020

**Weighted average cost of acquisition of all shares transacted in the 1 year, 18 months and 3 years preceding the date of this Red Herring Prospectus**

Period	Weighted Average Cost of Acquisition (in ₹)	Cap Price is 'X' times the Weighted Average Cost of Acquisition <sup>*</sup>	Range of acquisition price: Lowest Price – Highest Price (in ₹) <sup>*</sup>
Last 1 year preceding the date of this Red Herring Prospectus	Nil <sup>#</sup>	[•]	Nil-Nil
Last 18 months preceding the date of this Red Herring Prospectus	Nil <sup>#</sup>	[•]	Nil-Nil
Last 3 years preceding the date of this Red Herring Prospectus	Nil <sup>#</sup>	[•]	Nil-Nil

As certified by Nag & Associates, Chartered Accountants, pursuant to the certificate dated January 2, 2026.

<sup>\*</sup>To be updated upon finalization of the Price Band.

<sup>#</sup>There are no allotment and/or secondary transactions of equity shares post March 24, 2020.

**Average cost of acquisition of shares for Promoters and Selling Shareholder**

The average cost of acquisition of Equity Shares by our Promoters as at the date of this Red Herring Prospectus is set forth below:

Name of Promoter	Number of Equity Shares of face value of ₹ 10 each held	Average cost of acquisition per Equity Share (in ₹)	% of Pre- Offer Equity Share capital
Coal India Limited*	4,657,000,000^	10.00	100.00

*As certified by Nag & Associates, Chartered Accountants, pursuant to the certificate dated January 2, 2026.*

*\*Also, Promoter Selling Shareholder*

*^Includes 600 Equity Shares held by Rajesh Kumar, Mukesh Choudhary, Polavarapu Mallikharjuna Prasad, Murli Krishna Ramaiah, Sanjay Kumar Singh and Manoj Kumar Agarwal jointly with Coal India Limited in the capacity of nominee shareholders of Coal India Limited.*

## Details of Pre-IPO Placement

Our Company has not undertaken any pre-IPO placement.

## Any Issue of Equity Shares for consideration other than cash in the last one year

Our Company has not issued any Equity Shares for consideration other than cash during a period of one year preceding the date of this Red Herring Prospectus.

## Any Split or consolidation of Equity Shares in the last one year

Except as disclosed in the section “*Capital Structure – Notes to capital structure – Equity Share capital history of our Company*” on page 107 in relation to the split of equity shares from face value of ₹ 1,000 each to equity shares of face value ₹ 10 each, our Company has not undertaken a split or consolidation of the Equity Shares in the one year preceding the date of this Red Herring Prospectus.

## Exemption from complying with any provisions of securities laws, if any, granted by SEBI

Our Company through its letter dated May 30, 2025, had sought an exemption from SEBI under Regulation 300(1) of the SEBI ICDR Regulations and Regulation 102 of the SEBI Listing Regulations from: (i) compliance with Regulation 17 (1) of the SEBI Listing Regulations in relation to the appointment of independent directors; (ii) compliance with certain corporate governance requirements in relation to composition of the Audit Committee of the Board of Directors and the terms of reference of the Nomination and Remuneration Committee as specified under Regulation 19(4) read with Schedule II –Part D of the SEBI Listing Regulations and the Audit Committee as specified under Regulation 18(3) read with point (2) of para (A) under Schedule II -Part C of the SEBI Listing Regulations; (iii) clause (1) (b), Schedule XVI of the SEBI ICDR Regulations which states that any change in more than half of the board of directors after filing of the DRHP, may require filing a fresh draft offer document with SEBI and; (iv) compliance with Regulation 33(1) read with Regulation 2(o) of the SEBI ICDR Regulations to allow the permanent employees of each of the wholly-owned subsidiaries of Coal India Limited to participate in the Offer under the Employee Reservation Portion. SEBI vide its letter bearing reference number SEBI/CFD/RACDIL2/2025/24344/1 dated September 12, 2025 has granted our Company an exemption from compliances of the aforesaid corporate governance requirements as prescribed under the SEBI Listing Regulations until the listing of the Equity Shares of the Company. The exemptions sought under the SEBI Listing Regulations are granted only till the listing of our Equity Shares and subsequent to listing, our Company is required to comply with the applicable provisions of the SEBI Listing Regulations. Exemption under Regulation 33(1)(a), read with Regulation 2(o) of the SEBI ICDR Regulations, to include the permanent employees of the wholly owned subsidiaries of Coal India Limited within the definition of ‘employee’ solely for the purpose of providing an employee reservation in the proposed offer, has been granted.

Further, our Company through its letter dated December 3, 2025, had sought an exemption from SEBI under Regulation 300(1) of the SEBI ICDR Regulations and Regulation 102 of the SEBI Listing Regulations from: (i) the corporate governance in relation composition of the Nomination and Remuneration Committee as specified under Regulation 19(1)(c) of the SEBI Listing Regulations; (ii) constitution of the committee of Independent Directors as required under Clause (9)(K)(4)(f) of Part A of Schedule VI of the SEBI ICDR Regulations, since the Company is exempted from complying with Regulation 17(1) of the SEBI Listing Regulations, and has only one Independent Director on the Board, and (iii) the corporate governance requirements in relation to the composition of the Stakeholders Relationship Committee and Risk Management Committee as required under Regulations 20(2A) and 21(2) of the SEBI LODR Regulations respectively. SEBI vide its letter bearing reference number SEBI/CFD/RAC-DIL2/P/OW/2025/30957/1 dated December 11, 2025 has granted our Company an exemption from compliance of the aforesaid corporate governance requirements as prescribed under the SEBI LODR Regulations and the constitution of the committee of independent directors for approval of price band under Clause (9)(K)(4)(f) of Part A of Schedule VI of the SEBI ICDR Regulations.



## SECTION II: RISK FACTORS

*An investment in our Equity Shares involves a high degree of risk. You should carefully consider all the information in this Red Herring Prospectus, including the risks and uncertainties described below, before making an investment in our Equity Shares. The risks described in this section are those that we consider to be the most significant to our business, results of operations, cash flows and financial condition as of the date of this Red Herring Prospectus.*

*The risks set out in this section may not be exhaustive and additional risks and uncertainties, not currently known to us or that we currently do not deem material, may arise or may become material in the future and may also adversely affect our business, results of operations, cash flows, financial condition and/or prospects. If any or a combination of the following risks, or other risks that are not currently known or are not currently deemed material, actually occur, our business, results of operations, cash flows, and financial condition and/or prospects could be adversely affected, the trading price of our Equity Shares could decline, and investors may lose all or part of their investment. In order to obtain a complete understanding of our Company and our business, prospective investors should read this section in conjunction with “Our Business”, “Industry Overview”, “Management’s Discussion and Analysis of Financial Condition and Results of Operations” and “Restated Financial Information” on pages 215, 146, 422 and 299, respectively, as well as the other financial and statistical information contained in this Red Herring Prospectus. In making an investment decision, prospective investors must rely on their own examination of us and our business and the terms of the Offer including the merits and risks involved. Prospective investors should consult their tax, financial and legal advisors about the particular consequences of investing in the Offer. Prospective investors should pay particular attention to the fact that our Company is incorporated under the laws of India and is subject to a legal and regulatory environment which may differ in certain respects from that of other countries. In making an investment decision, prospective investors must rely on their own examinations of us and the terms of the Offer, including the merits and the risks involved.*

*This Red Herring Prospectus also contains information relating to our strategies, future plans and forward-looking statements that involve risks, assumptions, estimates and uncertainties. Our actual results could differ from those anticipated in these forward-looking statements as a result of certain factors, including the considerations described below and elsewhere in this Red Herring Prospectus. For further information, see “Forward-Looking Statements” on page 22.*

*Our financial year commences on April 1 and ends on March 31 of the subsequent year, and references to a particular financial year are to the 12 months ended March 31 of that year. Unless otherwise indicated, or the context otherwise requires, the financial information included herein is based on our Restated Financial Information included in this Red Herring Prospectus. For further information, see “Restated Financial Information” on page 299. Unless the context otherwise requires, in this section, references to “the Company”, “our Company” “we”, “us” or “our” refers to Bharat Coking Coal Limited.*

*We have included certain information in relation to our reserves, resources, capacity utilization and estimates from the report dated December 2, 2025 prepared by SRK Mining Services (India) Private, an independent mining and geological consultancy firm (“SRK Report”). Estimates included in the SRK Report are subject to certain assumptions. Actual reserves and production levels may differ significantly from reserve estimates. For further information, see “Risk Factors – Information relating to our reserve and resource base included in this Red Herring Prospectus are estimates, and our actual production, revenues and expenditure with respect to our reserves and resources may differ materially from these estimates. Additionally, certain reserve and resource base information provided in this Red Herring Prospectus has been prepared and classified in accordance with Indian Standard Procedure guidelines (the “ISP Guidelines”), which has not been audited by SRK Mining Services (India) Private Limited (“SRK”) and differs from international standards” on page 34.*

*Unless otherwise indicated, industry and market data used in this section has been derived from industry publications, in particular, the report titled “Report on Indian Coking Coal Industry” dated November, 2025 (the “CRISIL Report”) prepared and issued by CRISIL Limited, pursuant to an engagement letter dated January 19, 2025. The CRISIL Report has been exclusively commissioned and paid for by the Promoter Selling Shareholder in connection with the Offer. A copy of the CRISIL Report is available on the website of our Company at [www.bcclweb.in](http://www.bcclweb.in). Unless otherwise indicated, financial, operational, industry and other related information derived from the CRISIL Report and included herein with respect to any particular year/Fiscal refers to such information for the relevant calendar year/ Fiscal. For further information, see “Risk Factors – Certain sections of this Red Herring Prospectus disclose information from the CRISIL Report which is a paid report and commissioned and paid for exclusively in connection with the Offer and any reliance on such information for making an investment decision in the Offer is subject to inherent risks.” on page 73. Also see, “Certain*

*Conventions, Presentation of Financial, Industry and Market Data and Currency of Presentation – Industry and Market Data” on page 20.*

### **Internal Risk Factors**

- 1. Information relating to our reserve and resource base included in this Red Herring Prospectus are estimates, and our actual production, revenues and expenditure with respect to our reserves and resources may differ materially from these estimates. Additionally, certain reserve and resource base information provided in this Red Herring Prospectus has been prepared and classified in accordance with Indian Standard Procedure guidelines (the “ISP Guidelines”), which has not been audited by SRK Mining Services (India) Private Limited (“SRK”) and differs from international standards.***

Our future performance depends on, among other things, the accuracy of our estimates of our reserve and resource base. We base our estimates of our reserve and resource base on geological, engineering and economic data collected and analysed by Central Mine Planning and Design Institute Limited, a wholly-owned subsidiary of Coal India Limited, and our internal team of geologists and mining engineers. We prepare and classify our estimates of reserves and resources in accordance with the ISP Guidelines and have included our estimates of reserves and resources under ISP Guidelines in this Red Herring Prospectus. The methodology followed for coal resource estimation and the resource classification under the ISP Guidelines is different from, and may not be comparable to, that followed under certain international codes such as the 2004 Australasian Code for Reporting of Exploration Results, Mineral Resources and Ore Reserves (the “**JORC Code**”) and the Combined Reserves International Reporting Standards Committee Code (the “**CRIRSCO Code**”). Accordingly, the degree to which the reserve and resource estimates included in this Red Herring Prospectus prepared in accordance with ISP Guidelines will provide meaningful information is entirely dependent on the reader’s level of familiarity with the ISP Guidelines. We intend to continue to follow the ISP Guidelines for such reserve base estimation and reporting as a listed company following this Offer. Consequently, your ability to evaluate our reserve and resource base following this Offer will continue to depend upon your familiarity with the ISP Guidelines. As a result, any estimates of reserves and resources that we may prepare following this Offer may not provide you with a basis for comparison of our estimated reserve and resource base with that of other listed mining companies.

At our request, SRK Mining Services (India) Private Limited (“**SRK**”), an independent mining and geological consultancy firm, has conducted an audit on our coal resources and reserves classified in accordance with the JORC Code. The report by SRK dated December 2, 2025 in accordance with the JORC Code (the “**SRK Report**”). The SRK Report also includes a review of our estimates of coal resources and reserves classified in accordance with the ISP Guidelines and SRK’s conclusions are set forth in the report.

There are various factors and assumptions inherent in the estimation of our reserve and resource base and the cost associated with mining such reserves that may materially differ from actual production, revenues and expenditure with respect to our reserves. These factors and assumptions include: interpretation of geological and geophysical data; geological and mining conditions, which may not be fully identified by available exploration data and/or may differ from our experiences in areas where we currently mine; quality of the coal and the percentage of coal ultimately recoverable; the assumed effects of regulation, including the issuance of required permits, and taxes and other payments to governmental agencies; assumptions concerning the timing for the development of the reserves; and assumptions concerning equipment and productivity, future coal prices, operating costs, including for critical supplies such as fuel, tires and explosives, capital expenditures and development and reclamation costs. Many of the factors, assumptions and variables involved in estimation of our reserve and resource base are based on data which is available as of March 31, 2025 and subject to variations over time. Reserve estimation is a subjective process of estimating deposits of minerals that cannot be measured in an exact manner, and the accuracy of any reserve estimate is a function of the quality of available data and engineering and geological interpretation and judgment. Estimates of different engineers may vary, and results of our mining and production subsequent to the date of an estimate may lead to revision of estimates. Results of drilling, testing and production subsequent to the date of such estimates may require revisions in our reserve and resource data. In addition, there can be no assurance that all our reserves can be economically exploited.

The estimated reserves and resources included in this Red Herring Prospectus should not be interpreted as an assurance of the economic lives of our coal reserves and resources or potential or profitability of any future operations. Any material inaccuracy in, or development of newer technologies to estimate reserves and resources, there may be significant change in our estimates which could result in decreased profitability from lower than expected revenues and/or higher than expected costs, which could adversely affect our business prospects, financial condition and the price of our Equity Shares.

Further, we do not conduct a formal reconciliation of our resource and reserve estimates from our actual production which may cause a higher level of variance between our extractable reserve estimates and our actual production. With respect to our producing mines, we generally estimate the balance of our extractable reserves based on our initial estimates of extractable reserves contained in the project report for the mine after giving effect to the mine's historical production. Although additional data is generated as part of the production process, for example through production drilling, that could enable us to revise the initial estimate of extractable reserves for a number of factors such as the geological conditions and stripping ratio encountered, we do not currently conduct formal reconciliation of our producing mines to account for such data. Consequently, our resource and reserve estimates with respect to our producing mines are generally based only the information available to us at the time we prepare the project product report and, over the life of a mine, our actual production may show a higher level variation from our estimates than would be the case if we conducted a formal reconciliation process in accordance with international standards.

**2. Our mines and washeries are concentrated in Jharia, Jharkhand and Raniganj, West Bengal and the eventual exhaustion of coal reserves in these areas or our inability to successfully exploit existing reserves may adversely affect our business, results of operations, financial conditions and cash flows.**

As of September 30, 2025, we operate a network of 34 operational mines, including 4 underground mines, 26 opencast mines, and 4 mixed mines. Our operations are entirely concentrated in the Jharia coalfield in Jharkhand and the Raniganj coalfield in West Bengal, which are critical sources of our coal production. This geographic concentration exposes us to significant risks, including the potential depletion of coal reserves in these regions. The coal reserves in these regions are finite and may eventually be depleted. The exhaustion of coal reserves in Jharia, Jharkhand and Raniganj, West Bengal could materially and adversely affect our business, results of operations, financial condition, and cash flows. The following table sets forth details of coal resources of our Company, as of March 31, 2025:

Quality	Proved Reserve (Metric Tonnes)	Probable Reserve (Metric Tonnes)	Total Reserve (Metric Tonnes)	Measured Resources (Metric Tonnes)	Indicated Resources (Metric Tonnes)	Inferred Resources (Metric Tonnes)	Total Resources (Metric Tonnes)
Coking Coal	1,017.4	123.3	1,140.7	1,777.6	5.5	0.0	1,783.1
Thermal Coal	301.1	53.6	354.7	502.3	0.0	0.0	502.3
Coking + Thermal	1,318.5	176.9	1,495.4	2,279.9	5.5	0.0	2,285.4

(Source SRK Report)

Notes:

1. All figures are rounded top the nearest 100,000 tonnes.
2. Coal Resources reported herein includes only the material that has reasonable prospect for eventual economic extraction, which have been evaluated by a conceptual open pit for the coal that has open pit potential and an underground mining envelope for the coal that has underground potential. The Measured and Indicated Coal Resources, which are reported herein, includes the materials which have been converted to Coal Reserves, where appropriate.

The table below sets forth details of our mine-wise total reserves as of March 31, 2025 and the production levels for the six months period ended September 30, 2025 and 2024 and the last three Fiscals:

Mines*	Total Reserve^ (Million Tonnes)	Production Level for six months period ended September 30, 2025 (Million Tonnes)	Production Level for six months period ended September 30, 2024 (Million Tonnes)	Production Level for Fiscal 2025 (Million Tonnes)	Production Level for Fiscal 2024 (Million Tonnes)	Production Level for Fiscal 2023 (Million Tonnes)
Damoda Patch	1.5	0.16	0.06	0.28	0.56	0.52
ABOCP	53.2	2.52	2.65	5.73	5.36	4.68
Pure Benedih- Block-B	9.3	0.00	0.00	0.00	0.00	0.00
Pure Benedih- Block-C	15.1	0.00	0.00	0.00	0.00	0.00
AMP colliery OCP	45.2	1.40	2.85	5.72	4.86	1.93
Block-D	151.0	0.26	0.38	1.21	0.95	0.81
Block-E	360.9	2.93	3.29	6.89	8.23	9.13
Amalgamated NTST-Kujama OCP	151.0	3.65	2.16	6.11	5.35	6.05
Madhuband Colliery	59.4	0.00	0.00	0.00	0.00	0.00

Mines*	Total Reserve^ (Million Tonnes)	Production Level for six months period ended September 30, 2025 (Million Tonnes)	Production Level for six months period ended September 30, 2024 (Million Tonnes)	Production Level for Fiscal 2025 (Million Tonnes)	Production Level for Fiscal 2024 (Million Tonnes)	Production Level for Fiscal 2023 (Million Tonnes)
Kharkharee Colliery	83.5	0.00	0.00	0.00	0.01	0.01
Amalgamated Salanpur Gaslitand Katras Choitudih Colliery (ASGKCC)	94.8	0.00	0.00	0.01	0.02	0.14
Loyabad Colliery	24.8	0.00	0.00	0.00	0.00	0.00
PB Project Colliery	73.1	0.01	0.00	0.00	0.00	0.00
Amlabad Colliery	16.6	0.00	0.00	0.00	0.00	0.00
New Godhur-Kusunda-Alkusa Colliery	10.7	0.69	0.68	1.44	1.21	1.03
New Godhur Kusunda UG	17.3	0.00	0.00	0.00	0.00	0.00
ADIC	39.6	0.36	0.31	0.85	0.79	0.64
Ena Colliery	40.7	0.40	1.17	2.93	3.00	2.55
Bastacolla Colliery	14.1	1.05	1.19	2.10	2.10	1.80
ROCP	14.7	0.02	0.56	0.56	2.16	1.64
Amal Bera-Dobari-Kuya-Ghanudih	47.9	0.25	0.17	1.91	2.80	2.72
Gopalichuck	3.3	0.19	0.18	0.45	0.36	0.17
Maheshpur	6.2	0.02	0.01	0.03	0.03	0.03
Kankanee	4.2	0.02	0.27	0.37	0.33	0.21
Bansdeopur	4.5	0.03	0.05	0.09	0.14	0.14
Bhowrah (North+South) UG	16.1	0.00	0.00	0.00	0.00	0.00
Amalgamated Bhowrah North South OCP	10.9	1.13	1.18	1.75	0.71	0.36
ASP colliery	14.9	0.03	0.08	0.14	0.41	0.43
Dahibari Basantimata	1.2	0.22	0.27	0.52	0.55	0.63
Kalyaneshwari OCP	70.0	0.04	0.00	0.13	0.00	0.00
Moonidih- Seam XV	23.4	0.13	0.24	0.49	0.48	0.55
Amal Joyrampur- Mega Patch D	14.5	0.21	0.36	0.81	0.71	0.00
Kendwadih Patch	2.0	0.00	0.00	0.00	0.00	0.00
<b>Total</b>	<b>1,495.4</b>	<b>15.75</b>	<b>19.09</b>	<b>40.50</b>	<b>41.10</b>	<b>36.18</b>

^Source: SRK Report

\* Mine names correspond to those used in the SRK Report; in certain instances these differ marginally from the official names, while in others they follow the BCCL Reorganisation Plan that consolidates selected small mining areas within the Jharia Coalfield into larger blocks.

For further information, see “Our Business – Reserve and Resource Base Information” on page 229. Our dependence on these specific geographic locations also exposes us to several risks associated with the depletion of natural resources, including reduced production capacity and increased operational costs as we seek alternative sources of coal. Further, our inability to successfully exploit the existing reserves may also materially and adversely affect our business, results of operations, financial condition, and cash flows.

Further, any adverse developments in these areas may have a disproportionate impact on our operations. For instance, regulatory changes, such as stricter environmental regulations, could limit our ability to extract coal or increase our operational costs. Environmental concerns, including land degradation and pollution, may lead to increased scrutiny and potential restrictions on mining activities. Additionally, local socio-economic issues, such as labour disputes, community opposition, or infrastructure challenges, could result in operational delays, increased costs, or even temporary shutdowns. The geographic concentration of our operations also limits our flexibility to respond to disruptions. Natural disasters, such as floods or earthquakes, could severely impact our mining activities in these regions. While we have not experienced disruption in our operations in these regions due to natural disasters in the six months period ended September 30, 2025 and the last three Fiscals which had an adverse impact on our business, results of operations, financial conditions and cash flows, we cannot assure you that these instances will not occur in the future.

**3. A significant portion of our revenues is derived from production of raw coking coal, which accounted for**

**77.20%, 74.13%, 75.72%, 75.75% and 74.79% of our revenue from operations in the six months period ended September 30, 2025 and 2024 and Fiscals 2025, 2024 and 2023, respectively. Any decline in demand for raw coking coal could have an adverse impact on our business, results of operations, financial condition and cash flows.**

A significant portion of our revenues is derived from the production of raw coking coal, which accounted for 77.20%, 74.13%, 75.72%, 75.75% and 74.79% of our revenue from operations in the six months period ended September 30, 2025 and 2024 and Fiscals 2025, 2024, and 2023, respectively. The table below sets forth details of our coal production for the periods/years indicated:

Period/Fiscal	Raw Coal			Washed Coal*	
	Coking Coal	Non-Coking Coal	Total	Washed Coking Coal	Washed Power Coal
	(Million Tonnes)				
Six months period ended September 30, 2025	15.05	0.70	15.75	0.72	1.52
Six months period ended September 30, 2024	18.39	0.70	19.09	0.84	1.54
Fiscal 2025	38.89	1.61	40.5	1.65	3.16
Fiscal 2024	39.11	1.99	41.1	1.46	2.84
Fiscal 2023	33.72	2.46	36.18	1.43	2.48

\*Washed Coal is the product derived after beneficiating Raw coal.

Further, set forth below are details of our revenues basis the type of coal produced:

Particulars	Six months period ended September 30, 2025		Six months period ended September 30, 2024	
	Revenue (in ₹ million)	Percentage of Revenue from Operations (%)	Revenue (in ₹ million)	Percentage of Revenue from Operations (%)
<b>Raw Coal</b>				
Coking Coal	43,687.32	77.20%	50,748.55	74.13%
Non Coking Coal	1,201.41	2.12%	1,759.83	2.57%
<b>Washed Coal</b>				
Washed Coking Coal	7,611.55	13.45%	11,256.28	16.44%
Washed Power Coal	4,089.92	7.23%	4,697.24	6.86%
<b>Total</b>	<b>56,590.20</b>	<b>100.00%</b>	<b>68,461.90</b>	<b>100.00%</b>

Particulars	Fiscal 2025		Fiscal 2024		Fiscal 2023	
	Revenue (in ₹ million)	Percentage of Revenue from Operations (%)	Revenue (in ₹ million)	Percentage of Revenue from Operations (%)	Revenue (in ₹ million)	Percentage of Revenue from Operations (%)
<b>Raw Coal</b>						
Coking Coal	104,525.78	75.72%	107,910.18	75.75%	94,420.22	74.79%
Non Coking Coal	3,321.21	2.41%	3,743.20	2.63%	5,264.23	4.17%
<b>Washed Coal</b>						
Washed Coking Coal	20,520.84	14.87%	21,383.97	15.01%	17,354.84	13.75%
Washed Power Coal	9,657.67	7.00%	9,421.25	6.61%	9,201.31	7.29%
<b>Total</b>	<b>138,025.50</b>	<b>100.00%</b>	<b>142,458.60</b>	<b>100.00%</b>	<b>126,240.60</b>	<b>100.00%</b>

The coking coal produced by our Company is predominantly utilized within the power sector and may not meet the same quality standards as washed coal, which constitutes a significantly smaller proportion of our total production. Economic downturns or reduced industrial activity can lead to lower consumption of power

and steel, thereby reducing the need for coking coal. Regulatory developments, such as stricter environmental regulations, may lead to increased compliance costs or reduced demand as industries shift towards more sustainable alternatives. Technological advancements in steel production and alternative materials could diminish the reliance on coking coal, while increased competition from other coal producers or alternative energy sources could impact our market share. Additionally, growing environmental concerns and shifts in industry practices towards cleaner energy sources may challenge our ability to maintain or grow our revenue from coking coal production. Furthermore, geopolitical tensions and trade policies could disrupt supply chains and affect the global market for coking coal. Failure to effectively manage these risks could result in significant financial losses and adversely impact our long-term growth prospects. While we have not experienced any decline in the demand for coking coal that has had any impact on our business, profitability, results of operations, financial condition and cash flows in the six months period ended September 30, 2025 and the last three Fiscals, we cannot assure you that such instances will not occur in the future. Any decline in demand for coking coal, whether due to fluctuations in global economic conditions, regulatory changes aimed at reducing carbon emissions, technological advancements in alternative materials, increased competition, or economic downturns, could adversely affect our business, results of operations, financial condition, and cash flows.

4. ***We have certain contingent liabilities that have been disclosed in the Restated Financial Information (₹ 35,985.90 million as of September 30, 2025), which if materialize, may adversely affect our business, results of operations, financial condition and cash flows.***

As of September 30, 2025, our contingent liabilities that have been disclosed in our Restated Financial Information, were as follows:

Particulars	As of September 30, 2025 (in ₹ million)
<b>Central Government</b>	
Income Tax	3,844.40
Sales Tax: CST	1,527.40
Central Excise	885.30
Service Tax	54.50
<b>Sub-Total</b>	<b>6,311.60</b>
<b>State Government and local authority</b>	
Sales Tax: VAT	1,689.90
GST	2,180.90
Royalty	558.80
Holding Tax	2,522.30
Electricity Duty	231.70
Others Statutory Dues (RE/PE Cess)	82.80
<b>Sub-Total</b>	<b>7,266.40</b>
<b>Central Public Sector Enterprises</b>	
<b>Sub- Total</b>	<b>-</b>
<b>Others</b>	
Suits against the Company under litigation	9,591.80
Arbitration proceedings	11,970.10
Misc (Land)	846.00
<b>Sub-Total</b>	<b>22,407.90</b>
<b>Grand Total</b>	<b>35,985.90</b>

If a significant portion of these liabilities materialize, it could have an adverse effect on our business, results of operations, financial condition and cash flows. For further information, see “*Restated Financial Information*” on page 299.

5. ***We are dependent upon the pricing and continued supply of raw materials, the costs and supply of which can be subject to significant variation due to factors outside our control.***

Our competitiveness, costs and profitability depend, in part, on our ability to source and maintain a stable and sufficient supply of raw materials such as explosives, timber, oil and lubricants and HEMM spares at acceptable prices. The following tables set forth details of our cost of materials consumed in the periods/years indicated:

Particulars	Six months period ended September 30, 2025		Six months period ended September 30, 2024	
	Amount (in ₹ million)	Percentage of Revenue from Operations (%)	Amount (in ₹ million)	Percentage of Revenue from Operations (%)
Explosives	1,314.70	2.32%	1,393.70	2.04%
Timber	0.60	0.00%	0.60	0.00%
Oil and lubricants	1,070.60	1.89%	1,242.10	1.81%
HEMM spares	229.20	0.41%	294.40	0.43%
Other consumable stores and spares	112.20	0.20%	142.80	0.21%
<b>Cost of Materials Consumed</b>	<b>2,727.30</b>	<b>4.82%</b>	<b>3,073.60</b>	<b>4.49%</b>

Particulars	Fiscal 2025		Fiscal 2024		Fiscal 2023	
	Amount (in ₹ million)	Percentage of Revenue from Operations (%)	Amount (in ₹ million)	Percentage of Revenue from Operations (%)	Amount (in ₹ million)	Percentage of Revenue from Operations (%)
Explosives	2,824.70	2.05%	3,622.60	2.54%	5,313.30	4.21%
Timber	3.00	Negligible	1.90	Negligible	5.40	Negligible
Oil and lubricants	2,501.20	1.81%	2,977.20	2.09%	3,728.50	2.95%
HEMM spares	710.70	0.51%	474.60	0.33%	465.90	0.37%
Other consumable stores and spares	369.60	0.27%	345.40	0.24%	378.50	0.30%
<b>Cost of Materials Consumed</b>	<b>6,409.20</b>	<b>4.64%</b>	<b>7,421.70</b>	<b>5.21%</b>	<b>9,891.60</b>	<b>7.84%</b>

Raw materials are subject to price volatility caused by external factors beyond our control, such as climatic and environmental conditions, commodity price fluctuations, market demand, production and transportation cost, change in fuel prices which may significantly affect extraction and transportation costs, and changes in government policies including duties and taxes and trade restrictions. In addition, competition in the industry may result in increase in prices of raw materials, which we may not be able to match, thereby affecting our procurement. While we have not faced any disruptions in the procurement of raw materials in the six months period ended September 30, 2025 and the last three Fiscals, we cannot assure you that the same may not occur in the future. Any disruption in the effective procurement of raw materials may have an adverse effect on our business, results of operations, financial conditions and cash flows.

- 6. Our business largely depends upon our top 10 customers which accounted for 83.89%, 82.46%, 88.88%, 80.79% and 83.10% of our revenue from operations in the six months period ended September 30, 2025 and 2024 and Fiscals 2025, 2024 and 2023, respectively. The loss of any of these customers could have an adverse effect on our business, financial condition, results of operations and cash flows.**

We derive a significant portion of our revenue from our top 10 customers. Loss of all or a substantial portion of sales to any of our top 10 customers, in particular for any reason (including, due to loss of contracts or failure to negotiate acceptable terms, loss of market share of these customers in their industries, disputes with these customers, adverse change in the financial condition of these customers, decline in their sales, plant shutdowns, labour strikes or other work stoppages affecting production of these customers), could have an adverse impact on our business, results of operations, financial condition and cash flows. The following table sets forth our revenues from our top ten customers in the periods/years indicated:

Particulars	Six months period ended September 30, 2025 <sup>#</sup>		Six months period ended September 30, 2024 <sup>##</sup>	
	Amount (in ₹ million)	Percentage of Revenue from Operations (%)	Amount (in ₹ million)	Percentage of Revenue from Operations (%)
Revenue from top 10 customers <sup>^</sup>	47,471.50	83.89%	56,451.50	82.46%

<sup>#</sup> In six months period ended September 30, 2025, our top 10 customers include included Damodar Valley Corporation (DVC), Uttar Pradesh Rajya Vidyut Utpadan Nigam Limited (UPRVUNL), Steel Authority of India Limited (SAIL), National Thermal Power Corporation Limited (NTPC), Maithon Power Limited (MPL), Durgapur Projects Limited (DPL), Punjab State Power Corporation Limited (PSPCL), Bokaro Power Supply Company Limited (BPSCL), and Jhajjar Power Limited. Names of other top 10 customers have not been included due to non-receipt of consent.

<sup>##</sup> In six months period ended September 30, 2024, our top 10 customers include Damodar Valley Corporation (DVC), Uttar Pradesh Rajya Vidyut Utpadan Nigam Limited (UPRVUNL), Steel Authority of India Limited (SAIL), National Thermal Power Corporation Limited (NTPC), Maithon Power Limited (MPL), Durgapur Projects Limited (DPL), Bokaro Power Supply Company Limited (BPSCL), and Jhajjar Power Limited. Names of other top 10 customers have not been included due to non-receipt of consent.

<sup>^</sup>None of our top 10 customers are related parties.

Particulars	Fiscal 2025 <sup>#</sup>		Fiscal 2024 <sup>##</sup>		Fiscal 2023 <sup>###</sup>	
	Amount (in ₹ million)	Percentage of Revenue from Operations (%)	Amount (in ₹ million)	Percentage of Revenue from Operations (%)	Amount (in ₹ million)	Percentage of Revenue from Operations (%)
Revenue from top 10 customers <sup>^</sup>	122,679.20	88.88%	115,111.67	80.79%	104,901.20	83.10%

<sup>#</sup> In Fiscal 2025, our top 10 customers included Damodar Valley Corporation (DVC), Steel Authority of India Limited (SAIL), National Thermal Power Corporation Limited (NTPC), Uttar Pradesh Rajya Vidyut Utpadan Nigam Limited (UPRVUNL), Maithon Power Limited (MPL), Durgapur Projects Limited (DPL), Jhajjar Power Limited and Bokaro Power Supply Company Limited (BPSCL). Names of other top 10 customers have not been included due to non-receipt of consent.

<sup>##</sup> In Fiscal 2024, our top 10 customers included Damodar Valley Corporation (DVC), Steel Authority of India Limited (SAIL), National Thermal Power Corporation LIMITED (NTPC), Maithon Power Limited (MPL), Uttar Pradesh Rajya Vidyut Utpadan Nigam Limited (UPRVUNL), Jhajjar Power Limited and Durgapur Projects Limited (DPL). Names of other top 10 customers have not been included due to non-receipt of consent.

<sup>###</sup> In Fiscal 2023, our top 10 customers included Damodar Valley Corporation (DVC), Steel Authority of India Limited (SAIL), National Thermal Power Corporation Limited (NTPC), Uttar Pradesh Rajya Vidyut Utpadan Nigam Limited (UPRVUNL), Maithon Power Limited (MPL), Jhajjar Power Limited, Punjab State Power Corporation Limited (PSPCL), Bokaro Power Supply Company Limited (BPSCL). Names of other top 10 customers have not been included due to non-receipt of consent.

<sup>^</sup>None of our top 10 customers are related parties.

Additionally, as a majority of our top 10 customers are Public Sector Undertakings (“PSUs”), our business is significantly reliant on them, which exposes us to certain risks inherent to operating with PSUs. PSUs are subject to unique operational and regulatory constraints, including budgetary limitations, bureaucratic decision-making processes, and potential changes in government policies or priorities. Any material changes in the financial health, procurement policies, or strategic direction of these PSUs could adversely impact our business. Any disruption in these relationships could result in decreased sales volumes, increased costs, and reduced cash flows, thereby impacting our overall financial performance. In the past, one of our top 10 customers started their own captive coal production and their requirement from our Company ceased. Set forth below are details in relation to the revenue generated from the said customer in the six months period ended September 2025 and 2024 and the last three Fiscals:

Particulars	Six months period ended September 30, 2025		Six months period ended September 30, 2024	
	Amount (in ₹ million)	Percentage of Revenue from Operations (%)	Amount (in ₹ million)	Percentage of Revenue from Operations (%)
Revenue generated from former customer	-	-	-	-



Particulars	Fiscal 2025		Fiscal 2024		Fiscal 2023	
	Amount (in ₹ million)	Percentage of Revenue from Operations (%)	Amount (in ₹ million)	Percentage of Revenue from Operations (%)	Amount (in ₹ million)	Percentage of Revenue from Operations (%)
Revenue generated from former customer	-	-	4,492.11	3.15%	6,240.62	4.94%

While our fuel supply agreement with one of our top 10 customers, during the six months ended September 30, 2025, has expired on April 27, 2025, we have executed additional fuel supply agreements with steel consumers, which covers and exceeds the abovementioned customer's commitment. The loss of our major customers could necessitate the reallocation of resources and efforts to acquire new customers, which may not be immediately successful and could incur additional costs, and future occurrences of these instances may have an adverse impact on our business, results of operations, financial conditions and cash flows.

**7. *We depend on a limited number of vendors to provide contractual services and any disruptions in their supply of services could adversely affect our business, results of operations, financial condition and cash flows.***

We strategically collaborate with vendors to support our business activities, sourcing essential materials such as high-speed diesel and explosives, and procuring services including coal production, overburden removal, coal transportation and loading, and coal washing. We typically enter into contractual agreements with such vendors wherein the payment terms are contingent upon the volume of supply or production achieved. Any disruption in the supply of these services, whether due to vendor financial instability, operational inefficiencies, natural disasters, regulatory changes, or other unforeseen circumstances, could have a material adverse impact on our ability to conduct our exploration activities effectively and efficiently. The table below sets forth details of our expenses from our top 10 vendors for the periods/years indicated:

Particulars	Six months period ended September 30, 2025	Six months period ended September 30, 2024	Fiscal 2025	Fiscal 2024	Fiscal 2023
Expenses in relation to top 10 vendors (in ₹ million)	17,404.63	15,483.23	35,760.66	26,312.74	21,575.77
Expenses in relation to top 10 vendors as a percentage of total purchases (%)	65.09%	59.40%	60.86%	53.16%	49.63%
Expenses in relation to top 10 vendors as a percentage of total expenses (%)	28.48%	25.95%	28.16%	20.95%	17.28%

Notes:

1. References to 'vendors' are to vendors in a particular period/Fiscal and do not refer to the same vendors across all periods/Fiscals.
2. In the six months period ended September 30, 2025, September 30, 2024 and Fiscals 2025, 2024 and 2023 our top 10 vendors for include Devprabha Mining and Infra Private Limited, Devprabha Construction Private Limited, Indian Oil Corporation Limited, Tata Steel Limited, Khemka Carriers, Dhansar Engineering Company Private Limited, Hilltop Hirise Private Limited., R. K. Transport Company., SNR-SI-VSA (JV), Avinash Transport, Oriana Power Private Limited, AT Devprabha (JV), AMR Dev Prabha Consortium, BEML Limited, Meco Technologies Private Limited, Solar Industries India Limited and ACB (India) Limited. The names of other top 10 vendors have not been disclosed due to non-receipt of consents. For further details, see "Our Business – Vendors" on page 242.

Disruptions in the abovementioned services can lead to significant delays in our day-to-day mining operations, as alternative vendors may not be readily available or may require additional time to mobilize and commence operations. These delays can impact our ability to meet deadlines and deliver on commitments to stakeholders. This reliance on a restricted vendor base poses a substantial risk to our operations and overall business performance. The limited availability of alternative service providers within the coal mining industry exacerbates this risk, as it reduces our ability to quickly and effectively mitigate disruptions by switching to other vendors. The need to secure alternative vendors on short notice or under less favorable terms can result in increased operational costs. Additionally, delays can lead to higher indirect costs, such as extended field operations, increased labour costs, and potential penalties from customers. While we have not faced any cost overruns in relation to contractual services availed from our vendors in the six months period ended September 30, 2025 and the last

three Fiscals, which had an adverse impact on our business, results of operations, financial conditions and cash flows, we cannot assure you that such instances will not occur in the future. The inability to conduct mining activities in a timely and efficient manner can negatively impact our business and results of operations. This includes potential loss of market opportunities, reduced competitiveness, and diminished stakeholder confidence.

While we have not faced any instances of disruption of services from our top 10 vendors in the six months period ended September 30, 2025 and the last three Fiscals, we cannot assure you that such instances will not occur in the future. Any disruption of services from our top 10 vendors may have an adverse impact on our business, results of operations, financial conditions, and cash flows.

**8. *A portion of our coal production and coal handling operations are conducted through third party contractors which exposes us to fluctuations in contractual costs and risks relating to the quality of their services.***

A significant portion of our overburden removal operations are conducted through third party contractors. Additionally, we also undertake extraction of coal through third party contractors. In the six months period ended September 30, 2025 and 2024 and Fiscals 2025, 2024 and 2023, coal extraction conducted by third parties represented 84.21%, 79.78%, 78.47%, 74.93% and 72.04% of our total coal extraction operations, respectively. We engage third party contractors for transportation of coal from pit head to loading points, transportation of materials, loading of coal on wagons and a range of activities ancillary to our mining operations. Under some operating agreements with third party contractors, the contractor is responsible for providing substantially all equipment, labor and management required for coal mining operations from the designated mining pits, including drilling, blasting, excavation, loading and transportation of the coal. We are exposed to risks relating to the quality of the services, equipment and supplies provided by contractors necessitating additional investments by us to ensure the adequate performance and delivery of contracted services and to pay for cost overruns. Any failure by our contractors to comply with their obligations under their operating agreements (whether as a result of financial or operational difficulties or otherwise), any termination or breach of our operating agreements by our contractors, any protracted dispute with a contractor, any material labor dispute between our contractors and their employees or any major labor action by those employees against our contractors could materially adversely affect the development or operation of the relevant mines. While we have not had any instances of failures by our contractors to comply with their obligations under their operating agreements in the six months period ended September 30, 2025 and the last three Fiscals, we cannot assure you that such instances will not occur in the future. We may not be able to recover from a contractor any losses that may be suffered by us due to any performance shortfalls of our contractors, which may have an adverse impact on our business, results of operations, financial conditions and cash flows.

Further, certain of our vendors may be subject to litigations and regulatory action, including proceedings relating to compliance with applicable laws and contractual obligations. For example, the Enforcement Directorate has conducted search action under Section 17 of the Prevention of Money Laundering Act, 2002 on November 21, 2025, in connection with large scale illegal mining, theft, transportation, storage and sale of coal. During the search action, cash and jewellery/gold amounting to more than ₹140.00 million along with evidence, including property deeds linked to the coal syndicate and agreements related to the sale and purchase of land, and several digital devices, books of accounts of entities controlled by the said persons, etc. were found and seized. The premises are mainly linked to certain of our vendor, including few of our top 10 vendors, their companies/entities and related persons. While we maintain contractual safeguards, if such matters escalate or involve contractors performing critical work, they could result in localized delays, additional administrative oversight, and may attract public and shareholder attention and could pose reputational risks for the Company.

**9. *We are a wholly-owned subsidiary of Coal India Limited and we rely on the support and resources provided by Coal India Limited. Any misalignment in strategic priorities or changes in Coal India Limited's overall strategy could affect our long-term planning and operational stability and may have an adverse impact on our business, results of operations, financial conditions and cash flows***

Our relationship with Coal India Limited provides us with a solid foundation and resources that are pivotal to our success. Coal India Limited is the largest coal producing company in the world. (Source: CRISIL Report, Industry Overview on page 200). We benefit significantly from their strategic support and vast resources. Our mining operations heavily rely on the financial, technical, and human resources allocated by Coal India Limited. Any changes in Coal India Limited's resource allocation policies or priorities could impact our access to necessary resources, potentially hindering our operational efficiency and growth. This dependency means that any disruptions or constraints in Coal India Limited's operations could directly affect our ability to maintain consistent and effective mining activities. Any changes in Coal India Limited's resource allocation policies or priorities

could impact our access to necessary resources, potentially hindering our operational efficiency and growth. This competition for resources necessitates careful management and strategic planning to ensure we receive adequate support for our operations. Our strategic goals and initiatives must align with those of Coal India Limited and its subsidiaries. Any misalignment in strategic priorities or changes in Coal India Limited's overall strategy could affect our long-term planning and operational stability and may have an adverse impact on our business, results of operations, financial conditions and cash flows.

In addition to our reliance on Coal India Limited, our operations are also significantly dependent on the Central Mine Planning & Design Institute Limited ("CMPDIL"), another subsidiary of Coal India Limited. CMPDIL provides essential technical expertise, planning, and design services that are critical to our mining operations. This includes identifying coal reserves through drilling and seismic surveys, as well as conducting research in non-conventional energy sources such as coal bed methane. Any disruption in CMPDIL's services, whether due to resource constraints, technological failures, or other operational issues, could adversely affect our ability to maintain efficient and safe mining operations. Furthermore, CMPDIL plays a crucial role in ensuring that our operations comply with environmental and safety regulations. Any lapses or delays in CMPDIL's compliance-related services could expose us to regulatory penalties, legal liabilities, and reputational damage. While we have not been exposed to any regulatory penalties, legal liabilities or reputational damage on account of lapses or delays in CMPDIL's compliance related services in the six months period ended September 30, 2025 and the last three Fiscals, we cannot assure you that the same will not occur in the future and the occurrence of any of the abovementioned instances may have an adverse impact on our business, results of operations, financial conditions and cash flows.

**10. Our ability to negotiate coal distribution and allocation is significantly influenced by the regulatory framework established by the Government of India under the New Coal Distribution Policy.**

The distribution and allocation of coal among our customers is regulated by the Government of India under the New Coal Distribution Policy ("NCDP"), which was introduced in 2007 to enhance transparency and streamline coal allocation across various sectors. As a subsidiary of CIL, our operations are significantly influenced by this policy framework. This regulatory environment, which includes Fuel Supply Agreements ("FSAs") with consumers in both power and non-power sectors, supply to small and medium consumers through State Nominated Agencies ("SNAs"). This policy framework poses risks to our ability to optimize pricing and supply agreements, potentially impacting our financial performance and market competitiveness. The auction-based system and fixed pricing mechanisms may restrict our ability to adjust prices in response to market conditions, leading to potential revenue losses and lower profit margins. The reduced negotiating power may also limit our ability to secure favorable supply agreements with key customers, potentially affecting our market share and long-term growth prospects, which may have an adverse impact on our business, results of operations, financial conditions and cash flows.

**11. Our business is dependent on the performance of certain industries particularly, the power and steel industries. Any adverse changes in the conditions affecting these industries can adversely impact our business, results of operations, financial condition and cash flows.**

We rely significantly on the performance of industries such as the power and steel industries for our business as majority of our coal is dispatched to these industries. We are exposed to fluctuations in the performance of these industries. The following table sets forth details of the industry-wise sales of coal dispatch for the periods/years indicated:

Particulars	Six months period ended September 30, 2025		Six months period ended September 30, 2024	
	Amount (in ₹ million)	Percentage of Total Sales	Amount (in ₹ million)	Percentage of Total Sales
Power industry (including captive power plants)	39,692.12	75.46%	45,264.07	71.07%
Steel industry	9,720.59	18.48%	13,158.49	20.66%
Fertilizer industry	684.88	1.30%	463.70	0.73%
Cement industry	22.53	0.04%	0.00	0.00%
Other non-regulated sectors*	2,482.78	4.72%	4,800.54	7.54%
<b>Total</b>	<b>52,602.90</b>	<b>100.00%</b>	<b>63,686.80</b>	<b>100.00%</b>

\* Other non-regulated sectors include traders, cokery and other small industries.

Particulars	Fiscal 2025		Fiscal 2024		Fiscal 2023	
	Amount (in ₹ million)	Percentage of Total Sales	Amount (in ₹ million)	Percentage of Total Sales	Amount (in ₹ million)	Percentage of Total Sales
Power industry (including captive power plants)	96,787.00	73.98%	91,715.80	69.68%	80,184.22	64.94%
Steel industry	23,751.50	18.15%	24,585.10	18.68%	22,615.50	18.31%
Fertilizer industry	1,051.10	0.80%	1,274.90	0.97%	1,014.30	0.82%
Cement industry	137.74	0.11%	192.08	0.15%	23.74	0.02%
Other non- regulated sectors*	9,105.26	6.96%	13,843.12	10.52%	19,653.64	15.91%
<b>Total</b>	<b>130,832.60</b>	<b>100.00%</b>	<b>131,611.00</b>	<b>100.00%</b>	<b>123,491.40</b>	<b>100.00%</b>

\* Other non-regulated sectors include traders, cokery and other small industries.

The power industry is subject to fluctuations in energy demand, fuel prices, regulatory policies, and technological changes, including the shift towards renewable energy sources. Economic downturns or changes in government policies can lead to reduced investment in power infrastructure, affecting demand for our products. Similarly, the steel industry is influenced by global economic conditions, trade policies, technological innovations, and shifts in construction and manufacturing activities. Economic recessions, changes in trade tariffs, or advancements in alternative materials can reduce the demand for steel, thereby impacting our business. Additionally, environmental regulations aimed at reducing carbon emissions can increase operational costs for steel producers, potentially leading to decreased demand for our products. Any negative developments in these sectors could lead to reduced demand for our products, increased operational costs, and challenges in maintaining our revenue levels, thereby impacting our overall financial stability. While we have not experienced instances of any negative developments in these sectors which have had an adverse effect on our business, results of operations, cash flows and financial condition in the six months period ended September 30, 2025 and the last three Fiscals, we cannot assure you that such instances will not occur in the future.

**12. Our mining operations involve activities which are inherently hazardous in nature and could result in a suspension of operations and/or the imposition of civil or criminal liabilities which could adversely affect our business, results of operations, cash flow and financial condition.**

Mining activities are inherently dangerous and hazardous and certain activities, including fire and gas explosions, gas emissions, inundations, movement of HEMMs, drilling and blasting can cause accidents during mining process resulting in serious injuries or death of employees or other persons, and cause damage to our properties or equipment and the properties of others. Despite ensuring that employee safety manuals covering employee safety and environmental procedures are in place and that hazard identification and risk assessments with respect to our operations are periodically carried out, our operations are subject to significant hazards, including explosions, gas emissions, fires, mechanical failures and other operational problems, inclement weather and natural disasters. In the six months period ended September 30, 2025 and 2024 and Fiscal 2025, 2024 and 2023, we experienced a total of 2, nil, 5, 15 and 12 accidents at our mines and washeries. For example, an accident occurred at the Amalgamated Keshalpur West Mudidih Colliery of the Ramkanali, Katras region due to, inter alia, a rare combination of irregular and extreme climatic conditions, due to which the Directorate General of Mines Safety ("DGMS") has issued a notice to suspend operations at a section of the mine till the rectification of the default is completed. The enquiry report prepared by our safety department also proposes for certain actions which include comprehensive risk assessment must be conducted to identify all the hazards, and a dedicated geotechnical monitoring cell to be established in Katras Area among others. Such measures shall be in place post finalisation of the enquiry report. With the exception of 2 accidents in six months period ended September 30, 2025, nil accidents in six months period ended September 30, 2024, 3 accidents in Fiscal 2025, 4 accidents in Fiscal 2024 and 4 accidents in Fiscal 2023 as mentioned above which led to fatalities, these accidents caused minor injuries to employees. Adequate compensation was duly paid as per the Workmen's Compensation Act 1923, and as per the provisions of the office order of CIL as we do not have any insurance policies in relation to our employees, in all cases mentioned above. Currently, there are no unpaid amounts or dues pending in relation to the same.

The occurrence of any of these hazards could result in a suspension of operations and/or the imposition of civil or criminal liabilities. We may also face claims and litigation, filed on behalf of persons alleging injury predominantly as a result of occupational exposure to hazards at our units. If these claims and lawsuits, individually or in the aggregate, are resolved against us, our business, results of operations, cash flows and financial condition could be adversely affected. Further, regulatory authorities may require us to invest in

additional safety protocols which impose incremental expenses and may impact our ability to operate at optimum efficiencies. Any such action by any of the regulatory authorities may adversely impact our business, results of operations, cash flows and financial condition.

**13. Our inability to collect receivables in time or at all and default in payment from our customers could result in the reduction of our profits and affect our cash flows.**

We are exposed to counterparty credit risk in the usual course of our business dealings with our customers or vendors/third-party service providers who may delay or fail to make payments or perform their other contractual obligations. We maintain what we believe to be a reasonable allowance for doubtful receivables for potential credit losses based upon our historical trends and other available information, there is a risk that our estimates may not be accurate, and we cannot assure you that we will not experience such delays in payment or default by our customers in the future. The table below sets forth our trade receivables, trade receivables days, our bad debts written off, our disputed trade receivables, and our past due but not impaired receivables, as at the periods/years indicated:

Particulars	Six months period ended September 30, 2025	Six months period ended September 30, 2024	As at March 31, 2025	As at March 31, 2024	As at March 31, 2023
Trade receivables (in ₹ million)	22,025.20	14,490.70	18,477.60	13,332.50	12,511.50
Trade receivable days (days)	60	28	40	25	36
Bad debts written off (in ₹ million)	-	-	-	-	-
Disputed trade receivables – which have a significant increase in credit risk (in ₹ million)	-	-	-	-	-
Past due but not impaired (outstanding for more than 6 months from the due date of payment) (in ₹ million)	3,903.20	2,633.90	3,737.80	3,220.50	1,480.50

*Note: Trade receivables days refers to trade receivables on the reporting date (excluding unbilled receivables) as appearing in the Restated Financial Information divided by revenue from operations multiplied by number of days in the Fiscal/six months.*

Our trade receivables increased from ₹ 13,332.50 million as at March 31, 2024 to ₹ 18,477.60 million as at March 31, 2025 primarily due to performance incentive amounts being disputed by customers. Additionally, our trade receivable days increased from 25 days as at March 31, 2024 to 40 as at March 31, 2025 primarily due to delay in payments from customers of the power sector. Further, trade receivables increased from ₹ 14,490.70 million as at September 30, 2024 to ₹ 22,025.20 million as at September 30, 2025 primarily due to performance incentive amounts being disputed by customers. Additionally, our trade receivable days increased from 28 days as at September 30, 2024 to 60 as at September 30, 2025 primarily due to delay in payments from customers of the power sector. Any increase in our receivable turnover days in the future will negatively affect our business, results of operations and financial condition. If the counterparties to our mining agreements and other contracts do not fulfil their obligations our business, results of operations, financial condition and cash flows could be adversely affected. Our counterparties to our agreements may become subject to financial stress, insolvency or liquidation proceedings during the term of the relevant contracts, and the credit support received from such customers may not be sufficient to cover our losses in the event of a failure to perform. There may also be disputes raised by the counterparties to the amounts invoiced, or delays associated with collection of receivables from government owned or controlled entities on account of the financial condition of these entities. In addition, our customers may, for any reason, become unable or unwilling to fulfil their related contractual obligations, refuse to accept delivery thereunder or otherwise terminate such agreements prior to the expiration thereof. If such events occur, our business, results of operations, financial condition and cash flows could be adversely affected. There have been delays in payment by customers on account of reasons stated above, we cannot assure you that such instances will not occur in future.

Further, macroeconomic conditions could also result in financial difficulties, including insolvency or bankruptcy, for our major customers, and as a result could cause customers to delay payments to us, request modifications to their payment arrangements, that could increase our receivables or affect our working capital requirements, or default on their payment obligations to us. An increase in bad debts or in defaults by our customers, may compel us to utilize greater amounts of our operating working capital and result in increased interest costs, thereby adversely affecting our business, results of operations, financial condition and cash flows.

**14. If the price of imported coal decreases, or the effective price of our coal to our customers increases, our customers may elect to meet a larger proportion of their coal requirements from imported coal rather than**

***coal sourced from us. Further, most of the coking coal produced by us is low grade which is used primarily in the power generation sector.***

The quality of our coking coal is considered lower in comparison to coal from some other countries, primarily due to its higher ash content. As a result, most of our coking coal is diverted to power plants, limiting its potential applications in the steel industry. As of September 30, 2025, we operated five coal washeries with the objective of reducing the ash content in coking coal, thereby rendering it suitable for utilization in the steel industries. We are also developing three washeries with a capacity of 7.00 million tonnes per year to bolster our washed coal outputs. Our coal washing operations are in consonance with the initiatives of the GoI, including the vision of Atma-Nirbhar Bharat ensuring India's energy security by substituting imported coal with domestic coal (*Source: CRISIL Report, Industry Overview on page 197*). However, if the price of imported coking coal decreases, or effective price of our raw coal to our customers increases as a result of increased production costs or increases in other duties and taxes payable on coal produced by us or otherwise, our customers may elect to meet a larger proportion of their coal requirements from imported coal rather than coal sourced from us, which may have an adverse effect on our business, results of operations and financial condition.

***15. Our coal mining operations are subject to various operating risks, which could result in materially increased operating expenses and decreased production levels and could adversely affect our business, results of operations, financial conditions and cash flows.***

Our coal mining operations are subject to a number of operating risks. These conditions and events include, among others:

- poor mining conditions resulting from geological, hydrologic or other conditions, including variations of coal seam thickness, the amount and type of rock and soil overburden overlying the coal seam and other discrepancies to our geological models;
- adverse weather and natural disasters, such as heavy rains, flooding and other natural events affecting operations, transportation or customers;
- the unavailability of skilled and qualified labour and contractors;
- the unavailability of materials, equipment (including heavy earthmoving machinery) or other critical supplies such as tires and explosives, fuel, lubricants and other consumables of the type, quantity and/or size required to meet production expectations;
- the lack of capacity of, and longer distance from rail transportation facilities and rail transportation delays or interruptions;
- delays, challenges to, and difficulties in acquiring, maintaining or renewing necessary permits, including environmental permits, or mining or surface rights;
- accessibility of mines;
- delays or difficulties in, the unavailability of, or unexpected increases in the cost of acquiring, developing and permitting new mining reserves and surface rights;
- competition and/or conflicts with other natural resource extraction activities and production within our operating areas;
- major incidents or accidents at our mine sites, such as slope failures in open cast mines, that causes all or part of the operations of a mine to cease for some period of time or collapse of panels, explosions or inundations in underground mines;
- unexpected equipment and instruments failures and maintenance problems;
- law and order problems;
- loss of man days due to industrial labour problems and unauthorized absentees of labour;
- power interruptions;
- non-availability of utilities such as diesel fuel and water;
- current and future health, safety and environmental regulations or changes in interpretation; and
- implementation of current regulations.

These conditions and events may materially increase our cost of mining operations and delay or disrupt production at particular mines either permanently or for varying lengths of time, which could have a material adverse effect on our business, results of operations and financial condition. In the past we have faced time overruns in relation to few of our projects. In order to correct the same, we have implemented a range of corrective measures to ensure timely project completion. Recognizing the multifaceted nature of delays, we have taken steps to resolve land acquisition issues through coordination with local authorities, conducted scientific studies to address adverse conditions, and enhanced safety protocols to prevent incidents. For further details, please see “*History and Certain Corporate Matters- Time/cost overrun in setting up projects*” on page 264. Additionally, our operations involve high fixed costs, and any reduction in

our ability to sustain or increase the level of production will have an adverse effect on our business, results of operations, financial conditions and cash flows.

**16. Our business is manpower intensive. Our business may be adversely affected by work stoppages, increased wage demands by our employees, or an increase in minimum wages, and if we are unable to engage new employees at commercially attractive terms.**

Our operations are manpower intensive and we are dependent on our workforce for a significant portion of our operations. The success of our operations depends on the availability of and maintaining good relationships with our workforce. Shortage of workforce or disruptions caused by disagreements with workforce could have an adverse effect on our business, results of operations, financial condition and cash flows. While we have not experienced any labour unrest in the six months period ended September 30, 2025 and the last three Fiscals, which had an adverse impact on our business, results of operations, financial condition and cash flows, we cannot assure you that we will not experience disruptions in work or our operations due to disputes, strikes, work stoppages, work slow-downs or lockouts at our mines or washeries, or other problems with our work force, which may adversely affect our ability to continue our business operations. Any labour unrest could directly or indirectly prevent or hinder our normal operating activities, and, if not resolved in a timely manner, could lead to disruptions in our operations.

Our success also depends on our ability to attract, hire, train and retain skilled personnel. Our inability to recruit, train and retain suitably qualified and skilled personnel could adversely impact our business, results of operations, financial condition and cash flows. As of September 30, 2025, we had 31,389 employees, including 1,811 executives and 29,578 non-executive personnel. For further information, see “Our Business – Employees” on page 248. The following table sets forth the details regarding rate of attrition of our executive and non-executive employees in the years indicated:

Particulars	As at/ for the six months period ended September 30, 2025	As at/ for the six months period ended September 30, 2024	As at/ for the year ended March 31, 2025	As at/ for the year ended March 31, 2024	As at/ for the year ended March 31, 2023
Number of executive employees	1,811	1,890	1,810	1,894	2,001
Attrition rate of our executive employees	0.61%	0.58%	1.44%	2.43%	0.55%
Number of non-executive personnel	29,578	31,155	30,308	32,026	35,036
Attrition rate of our non-executive personnel	0.02%	0.02%	0.03%	0.07%	0.03%

*Note: Attrition rate represents number of resignations in the relevant category as a percentage of closing number of employees in the relevant category as at the end of respective period/year.*

We cannot assure you that attrition rates for our employees will not increase. Further, we are subject to stringent labour laws, and any violation of these laws may lead regulators or other authorities to order a suspension of certain or all of our operations. We may need to increase compensation and other benefits either to attract and retain key personnel or due to increased wage demands by our employees, or an increase in minimum wages and that may adversely affect our business, results of operations, financial condition and cash flows.

**17. We do not maintain insurance coverage in accordance with applicable industry standards and our insurance coverage may not be adequate or we may incur uninsured losses or losses in excess of our insurance coverage which could have an adverse impact on our business, results of operations, financial condition and cash flows.**

Our operations are subject to various risks inherent to mining activities and we do not maintain insurance coverage in accordance with applicable industry standards. Our business operations involve significant risks and occupational hazards that are inherent to mining activities and may not be eliminated through the implementation of preventive measures. These risks and hazards could result in personal injury, grievous hurt or even death of our personnel, which could result in additional litigation costs, damage to or destruction of properties, environmental damage, business interruption, legal liability, damage to our business reputation and corporate image and, in severe cases, fatalities. The occurrence of natural disasters including earthquake, fire, severe weather, floods, power outages and the consequences, damages and disruptions resulting from them may adversely affect our business and operations. We may become subject to liabilities, including liabilities for environmental or industrial

accidents or pollution or other hazards, in addition to compensation payable to personnel affected by any such incidents. We currently maintain very limited insurance coverage, primarily for building, furniture and fixture. We do not maintain insurance coverage for loss of our assets such as our equipment, plant and machinery etc. We do not maintain insurance coverage in accordance with applicable industry standards and do not have full coverage for all risks facing our operations and facilities discussed above and any claims against us could have a material and adverse effect on our business, operations, results of operations and financial condition. While we have not incurred losses vis-à-vis our insurance cover and have not had any past instances of our claim exceeding our insurance cover in the six months period ended September 30, 2025 and the last three Fiscals, we cannot assure you that such instances will not occur in the future. For further information on the insurance policies availed by us, see “Our Business – Our Business Operations – Insurance” on page 250.

To the extent that we suffer any loss or damage that is not covered by insurance or exceeds our insurance coverage, our business, cash flows, financial condition and results of operations could be adversely affected. Any damage suffered by us in excess of such limited coverage amounts, or in respect of uninsured events, not covered by such insurance policies will have to be borne by us. While we have not experienced any instance where we incurred losses exceeding our insurance coverage in the six months period ended September 30, 2025 and the last three Fiscals, we cannot assure you that such instance will not arise in the future.

**18. We are subject to several labour legislations and regulations governing welfare, benefits and training of our employees. Any increase in wage and training costs could adversely affect our business, financial condition and cash flows.**

We are subject to laws and regulations relating to employee welfare and benefits such as minimum wage and maximum working hours, overtime, working conditions, non-discrimination, hiring and termination of employees, employee compensation, employee insurance, bonus, gratuity, provident fund, pension, superannuation, leave benefits and other such employee benefits. Employee benefit expenses constituted the largest component of our total expenses for in the six months period ended September 30, 2025 and 2024 and Fiscals 2025, 2024 and 2023. The following table sets forth the details regarding our employee benefits expense in the periods/years indicated:

Particulars	Six months period ended September 30, 2025		Six months period ended September 30, 2024	
	Amount (in ₹ million)	Percentage of Total Expenses (%)	Amount (in ₹ million)	Percentage of Total Expenses (%)
Employee benefits expense	30,375.20	49.70%	33,363.40	55.92%

Particulars	Fiscal 2025		Fiscal 2024		Fiscal 2023	
	Amount (in ₹ million)	Percentage of Total Expenses (%)	Amount (in ₹ million)	Percentage of Total Expenses (%)	Amount (in ₹ million)	Percentage of Total Expenses (%)
Employee benefits expense	65,423.74	51.52%	69,506.70	55.34%	71,479.30	57.24%

In the event welfare requirements under labour legislations applicable to us are changed, employee benefits payable by us may increase, and there can be no assurance that we will be able to recover such increased costs. In addition, we rely on our ability to recruit, train and retain high quality and qualified employees in India. For further information on the labour laws and regulations applicable to us, see “Key Regulations and Policies” on page 253. Additionally, if there is any failure by us in complying with applicable labour laws and regulations including in relation to employee welfare and benefits and training/ qualification requirements, we may be subject to criminal and monetary penalties, incur increased costs, have our operations suspended under applicable legislations, or disputed in litigation which may in turn disrupt our operations. Any failure to comply with applicable labour legislations may result in orders that may result in reputational loss and adversely impact our business, results of operations, financial conditions and cash flows.

**19. Our executive employees are seconded from Coal India Limited and the terms of their secondment may be altered at any time, which may have an adverse impact on our business, results of operations, financial conditions and cash flows.**

Our executive employees are seconded from Coal India Limited. We pay the salaries of such executive employees on secondment and the same is not reimbursed by Coal India Limited, and the terms of their secondment may be



altered at any time. This arrangement exposes us to several risks that could adversely affect our business and results of operations. Specifically, we may be subject to industrial unrest and increased employee costs, which could have a material impact on our financial performance and operational stability. The potential for industrial unrest arises from the uncertainty surrounding the terms of the secondment. Changes to these terms could lead to dissatisfaction among our executive employees, potentially resulting in strikes, work stoppages, or other forms of industrial action. Such unrest could disrupt our day-to-day operations, delay critical projects, and negatively impact our ability to meet business objectives. Additionally, alterations to the secondment terms could result in increased employee costs. These costs may include higher salaries, additional benefits, or other financial obligations that could place a strain on our budget. Increased employee costs could reduce our profit margins and limit our ability to invest in other areas of the business, such as research and development, marketing, or expansion.

Furthermore, the potential for changes in the secondment terms introduces an element of unpredictability into our workforce planning. This uncertainty could make it difficult to maintain a stable and consistent management structure, which is essential for the effective execution of our business strategy. Any disruptions to our executive leadership could lead to a loss of institutional knowledge, decreased operational efficiency, and a negative impact on employee morale, which in turn may have an adverse impact on our business, results of operations, financial conditions and cash flows.

**20. *We do not have access to records and data pertaining to certain historical legal and secretarial information in relation to certain disclosures. Further, there are certain discrepancies in the records available with us.***

We are unable to trace certain corporate and other documents such as copies of certain prescribed forms filed with the RoC relating to allotment of equity shares since incorporation of our Company. Despite having conducted search of our records and a search in the records of the RoC for the untraceable documents, which was conducted by M/s Mehta and Mehta, Company Secretaries, the practicing company secretary engaged by us, we have not been able to trace the aforementioned documents. While we believe that we had filed these forms with the RoC in a timely manner, we have not been able to obtain copies of all of these forms. Accordingly, we have relied on other documents, including corresponding board and/or shareholder resolutions, where available, statutory registers of members, allotment and share transfer, and audited financial statements for such matters. There may be inconsistencies between the date of filing of the relevant forms filed with the RoC for allotment of shares and the register maintained noting the allotment made.

The table below sets forth the details of documents related to certain allotments undertaken by our Company that are untraceable:

Sr. No.	Form / Return / document filed	Purpose / Details
1.	Form 2	Allotment of 1,500 Equity Shares to Steel Authority of India Limited
2.	Form 2	Allotment of 7,500 Equity Shares to Steel Authority of India Limited
3.	Form 2	Allotment of 2,500 Equity Shares to Steel Authority of India Limited
4.	Form 2	Allotment of 30,400 shares to the President of India.
5.	Form 2	Allotment of 60,000 shares to President of India
6.	Form 2	Allotment of 40,000 shares to President of India
7.	Form 2	Allotment of 35,000 shares to President of India
8.	Form 2	Allotment of 79,000 shares to Coal India Limited
9.	Form 2	Allotment of 60,000 shares to Coal India Limited
10.	Form 2	Allotment of 97,600 shares to Coal India Limited
11.	Form 2	Allotment of 30,000 shares to Coal India Limited
12.	Form 2	Allotment of 183,522 shares to Coal India Limited
13.	Form 2	Allotment of Shares to nominees of Coal India Limited
14.	Form 2	Allotment of 21,401 shares to Coal India Limited
15.	Form 2	Allotment of 1,000,000 shares to Coal India Limited
16.	Form 2	Allotment of 1,843,071 shares to Coal India Limited
17.	Form 2	Allotment of 1,000,000 shares to Coal India Limited
18.	Form 2	Allotment of 9,960,000 shares to Coal India Limited

Further, as provided in the table above, the missing records of form filings are untraceable for an aggregate of 1,445,149,700 Equity Shares (adjusted for the split) which represents 31.03% of the issued, subscribed and paid-up share capital of our Company.

We cannot assure you that the above mentioned form filings and resolutions will be available in the future. Although no regulatory action/litigation is pending against us in relation to the missing documents, we cannot assure you that we will not be subject to penalties imposed by regulatory authorities in this respect. We have relied on the independent search report dated January 2, 2026 by M/s Mehta and Mehta, Company Secretaries, the practising company secretary engaged by us (“**Search Report**”) and we cannot assure you of the accuracy and completeness of the report. The forms which are not available with our Company and the database of RoC, as highlighted in the Search Report are:

Form / Return / document filed	Purpose / Details	Corrective Measures Taken
Form 2	Allotment of 1,500 Equity Shares to Steel Authority of India Ltd.	Not Applicable
Form 2	Allotment of 7,500 Equity Shares to Steel Authority of India Ltd.	Not Applicable
Form 2	Allotment of 2,500 Equity Shares to Steel Authority of India Ltd.	Not Applicable
Form 23	Amendment of Memorandum & Articles of Association	Not Applicable
Form 2	Allotment of 30,400 shares to the President of India.	Not Applicable
Form 2	Allotment of 60,000 shares to President of India	Not Applicable
Form 2	Allotment of 40,000 shares to President of India	Not Applicable
Form 2	Allotment of 35,000 shares to President of India	Not Applicable
Form 2	Allotment of 79,000 shares to Coal India Ltd.	Not Applicable
Form 2	Allotment of 60,000 shares to Coal India Ltd.	Not Applicable
Form 2	Allotment of 97,600 shares to Coal India Ltd.	Not Applicable
Form 2	Allotment of 30,000 shares to Coal India Ltd.	Not Applicable
Form 2	Allotment of 183,522 shares to Coal India Ltd.	Not Applicable
Form 2	Allotment of Shares to Coal India Ltd. nominees.	Not Applicable
Form 2	Allotment of 21,401 shares to Coal India Ltd.	Not Applicable
Form 2	Allotment of 1,000,000 shares to Coal India Ltd.	Not Applicable
Form 2	Allotment of 1,843,071 shares to Coal India Ltd.	Not Applicable
Form 2	Allotment of 1,000,000 shares to Coal India Ltd.	Not Applicable
Form 2	Allotment of 9,960,000 shares to Coal India Ltd.	Not Applicable
Form 23	Shareholder approval for conversion of loan into equity	Not Applicable
Form 18	Form 18 Registered Office change from Sijua (Dhanbad) to Koyla Bhawan,	Not Applicable

**21. We are exposed to risks arising from evolving environmental, social and climate related requirements and policies in relation to coal and mining activities which may lead to reduced demand of coal, and may have an adverse impact on our business, results of operations, financial condition and cash flows**

Our operations are inherently exposed to environmental, social and climate-related risks. India’s reaffirmed obligations under the Paris Agreement, the consensus outcomes of COP28, and the national net-zero emissions target for 2070 collectively signal an accelerated long-term reduction in coal consumption. (Source: CRISIL Report, Industry Overview on page 214) In furtherance of these commitments, the Government of India, state governments or regulatory agencies may, among other things, (i) impose or escalate carbon taxes, coal cess or linkage to future emissions-trading schemes, (ii) enforce more stringent air-quality, water-discharge and methane-emission standards, (iii) limit fresh mine allocations or restrict expansion of existing mines, (iv) mandate progressive integration of carbon-capture, utilisation and storage technologies, or (v) strengthen liabilities for mine closure and post-closure restoration. (Source: CRISIL Report, Industry Overview on page 214).

These evolving policies, together with increasing environmental litigation by local communities, non-governmental organisations and other stakeholders, could result in higher compliance and capital expenditure, forced production curtailments, accelerated asset retirement, prolonged permitting delays, or substantial penalties and compensation orders. Any of the foregoing may adversely impact our production volumes, cost structure and revenue visibility and long-term reserves valuation. Environmental, social and climate-change risks, whether currently known or emerging, may materially and adversely impact our business, results of operations, financial condition, and cash flows.

**22. We are dependent upon our equipment and machinery infrastructure, which is subject to disruption, damage, failure and risks associated with maintenance, upgrade and integration. Any failure to effectively maintain or upgrade our equipment and machinery infrastructure may have an adverse impact on our business, results of operations, financial conditions and cash flows.**

We are significantly dependent on our machinery and equipment infrastructure for our business and operations. Set forth below are details of our property, plant and equipment for the periods/years indicated:

Particulars	Six months period ended September 30, 2025		Six months period ended September 30, 2024	
	Amount (in ₹ million)	Percentage of Total Assets (%)	Amount (in ₹ million)	Percentage of Total Assets (%)
Property Plant and Equipment	49,362.10	26.38%	38,848.50	24.87%

Particulars	Fiscal 2025		Fiscal 2024		Fiscal 2023	
	Amount (in ₹ million)	Percentage of Total Assets (%)	Amount (in ₹ million)	Percentage of Total Assets (%)	Amount (in ₹ million)	Percentage of Total Assets (%)
Property Plant and Equipment	42,644.10	24.67%	34,385.70	23.34%	29,078.10	21.84%

Our machinery and equipment is subject to wear and tear, obsolescence, and potential failures, which could result in unplanned downtime, reduced production efficiency, and increased maintenance costs. Any significant disruption, damage, or failure of this infrastructure could lead to delays in project completion, reduced service delivery, and increased operational costs. Our network of mines are supported by a well-developed infrastructure, including transport facilities both railways and roads, and evacuation facilities. For details on the modes of our coal dispatch, see “*Our Business – Our Business Operations – Coal Dispatch*” on page 240. Our operations are also supported by equipment/machineries that includes 507 heavy earth moving machinery, as of September 30, 2025, comprising dragline, shovel, dumper, dozer and drills for the extraction, processing, and dispatch of coal, which are critical for our operations. Any failure or downtime of this equipment could significantly impact our ability to meet timelines and client expectations. An instance occurred in September 2025 when the washed product storage silo at the 5.0 MTPA NLW New Madhuband Washery collapsed. This reduced the washery’s operational capacity by nearly half and disrupted operations. Reconstruction of the silo is expected to take about two years. The incident has caused operational challenges and financial impact due to lower handling capacity and loss of projected revenue during the reconstruction period. While no human casualty/injury or other loss was caused in said accident, however we cannot assure you that such incidents will not occur in future and losses will not be caused in future. Except for the aforementioned, we have not had instances of any failure or downtime of our equipment which had an adverse impact on operations in the six months period ended September 30, 2025 and the last three Fiscals. We cannot assure you that such instances will not occur in the future. Additionally, our ability to maintain and upgrade our machinery and equipment infrastructure is contingent upon various factors, including the availability of skilled personnel and access to necessary resources and materials. The loss of key personnel or failure to attract and retain skilled labour could hinder our efforts to maintain and upgrade our infrastructure, thereby increasing the risk of operational disruption.

Our operations are subject to risks inherent in the use of relevant equipment. The failure, accident, defects, faulty maintenance or repair, or improper use or lack of timely servicing of our equipment could cause an injury to our employees or patients or other individuals. While we have had no accidents in relation to our equipment in the six months period ended September 30, 2025 and the last three Fiscals, which had an adverse impact on our business, results of operations, financial conditions and cash flows, we cannot assure you that such accidents will not happen in the future. Any significant malfunction or breakdown of our equipment also may entail significant repair and maintenance costs and cause disruptions in our operations. Additionally, our machinery and equipment infrastructure is also subject to depreciation, which systematically allocates the depreciable amount of an asset over its useful life. This depreciation reduces the carrying value of the assets over time, which can impact our overall financial condition. The depreciation of these assets is calculated based on various assumptions, including estimated useful lives, residual values, and the chosen depreciation methods. Any changes in these assumptions or inaccuracies in the estimates can lead to variations in the depreciation expense, impacting our financial condition and results of operations. Factors such as technological advancements, changes in market conditions, regulatory requirements, and operational challenges can affect the useful lives and residual values of our assets. Further, unforeseen events such as natural disasters, equipment failures, or obsolescence can necessitate accelerated depreciation or impairment charges. These factors may result in higher depreciation expenses and lower net book values of our assets, adversely affecting our profitability and cash flows. While we have not had instances of an inaccurate estimation of our depreciation expenses in the six months period ended September 30, 2025 and the last three Fiscals, any significant changes in these estimates could result in higher depreciation expenses, which could adversely impact our business, results of operations, financial conditions and cash flows.

Additionally, if we are unable to respond or adapt to changing trends and standards in machines, equipment and technologies, or otherwise adapt our machines, equipment and technologies to changes in market conditions or requirements, in a timely manner and at a reasonable cost, we may not be able to compete effectively and our business, results of operations, financial condition and cash flows may be adversely affected.

**23. Our Company, Corporate Promoter, SMPs and KMPs are involved in certain legal and regulatory proceedings. Any adverse decision in such proceedings may have an adverse effect on our business, results of operations, financial conditions and cash flows.**

There are certain outstanding legal and regulatory proceedings involving our Company, Corporate Promoter, SMPs and KMPs which are pending at different levels of adjudication before various courts, tribunals and other authorities. The amounts claimed in these proceedings have been disclosed to the extent that such amounts are ascertainable and quantifiable and include amounts claimed jointly and severally, as applicable. Any unfavourable decision in connection with such proceedings, individually or in the aggregate, could adversely affect our reputation, continuity of our management, business, cash flows, financial condition and results of operations. The summary of such outstanding material legal and regulatory proceedings as on the date of this Red Herring Prospectus is set out below:

Category of individuals/entities	Number of Criminal proceedings	Number of Tax proceedings	Number of actions taken by statutory or regulatory authority	Disciplinary actions by the SEBI or stock exchanges against our Corporate Promoter in the last five years including outstanding action	Number of material civil litigations	Aggregate amount involved* (in ₹ million)
Company						
By our Company	8	(Not Applicable)	(Not Applicable)	(Not Applicable)	3	7,031.00
Against our Company	25	265	7		6	31,999.66
Directors						
By our Directors	Nil	(Not Applicable)	(Not Applicable)	(Not Applicable)	Nil	Nil
Against our Directors	2	1	Nil		Nil	0.01
Corporate Promoter						
By our Corporate Promoter	1	(Not Applicable)	(Not Applicable)	(Not Applicable)	1	312,278.00
Against our Corporate Promoter	2	14	5	46	Nil	20,188.94
Key Managerial Personnel						
By our KMPs	Nil	(Not Applicable)	(Not Applicable)	(Not Applicable)	(Not Applicable)	Nil
Against our KMPs	1		Nil			Nil
Senior Management						
By our SMPs	Nil	(Not Applicable)	(Not Applicable)	(Not Applicable)	(Not Applicable)	Nil
Against our SMPs	7		Nil			Nil

(1) Determined in accordance with the Materiality Policy

\* To the extent ascertainable and quantifiable

We cannot assure you that any of these matters will be settled in favour of our Company, our Corporate Promoter, or our SMPs and KMPs, respectively, or that no additional liability will arise out of these proceedings. An adverse outcome in any of these proceedings may have an adverse effect on our business, financial position, prospects, cash flows, results of operations and our reputation. For further information, see “Outstanding Litigation and Material Developments” on page 464.

**24. A significant part of our business transactions are with government entities or agencies, which may expose us to various risks, including additional regulatory scrutiny and delayed collection of receivables.**

A significant majority of the coal produced by us is sold to public sector thermal power companies and utilities. Coal sold to government-owned and controlled power generation companies and utilities contributed 66.13%, 60.39%, 63.39%, 61.75% and 56.46% of our revenue from operations in the six months period ended September 30, 2025 and 2024 and Fiscals 2025, 2024 and 2023, respectively. We may be subject to additional regulatory or other scrutiny associated with commercial transactions with government owned or controlled entities and agencies. In addition, there may be delays associated with collection of receivables from government owned or controlled entities, including from our significant customers that are power utilities. Although, there have been no significant delays in collection of receivables from government owned or controlled entities in the six months period ended September 30, 2025 and the last three Fiscals, we cannot assure that such delays might not happen in the future. Contracts with government agencies are subject to various uncertainties, restrictions, and regulations including oversight audits by various government authorities and profit and cost controls. In addition, government contracts are subject to specific procurement regulations and a variety of other socio-economic requirements. We must also comply with various regulations applicable to government companies relating to employment practices, recordkeeping and accounting. These regulations and requirements affect how we transact business with our customers and, in some instances, impose additional costs on our business operations. We are also subject to routine government audits and while we have been subject to routine government audits, we have not been subject to any investigations and proceedings in the six months ended September 30, 2025 and the last three Fiscals which had an adverse impact on our business, results of operations, financial conditions and cash flows, we cannot assure you that such instances will not occur in the future. If we violate applicable rules and regulations, fail to comply with contractual or regulatory requirements or do not satisfy an audit, we may be subject to a variety of penalties including monetary penalties and criminal and civil sanctions, which may harm our reputation and could have a material adverse impact on our business, results of operations, financial conditions and cash flows.

**25. In the past, our Company had been referred to the Board for Industrial and Financial Reconstruction (“BIFR”) for the purpose of financial and operational restructuring. Any potential recurrence of financial challenges may have an adverse impact on our business, results of operations, financial conditions and cash flows.**

In the past, our Company had been referred to the Board for Industrial and Financial Reconstruction (“BIFR”) for the purpose of financial and operational restructuring. We were referred to the BIFR on December 18, 1995 and May 4, 2001, primarily due to issues such as net worth becoming negative. The revival plan approved by the BIFR included measures such as modernisation of underground mines, increased investment in heavy earth moving machinery (“HEMM”), closure of heavy loss making mines, continue deploying hired HEMM in isolated patches and open up a few large open cast mines to be operated by hired HEMM. The implementation of this plan was completed and our Company was formally approved for revival by the BIFR on December 22, 1997 and February 12, 2013.

Since emerging from the BIFR process, we have demonstrated improved financial performance and operational efficiency. The table below sets forth details of our revenue from operations for the periods/years indicated:

Particulars	Six months period ended September 30, 2025	Six months period ended September 30, 2024	Fiscal 2025	Fiscal 2024	Fiscal 2023
Revenue from operations (in ₹ million)	56,590.20	68,461.90	138,025.50	142,458.60	126,240.60
Net worth* (in ₹ million)	58,308.90	60,597.40	65,512.30	53,554.70	37,910.10

\*Net Worth is the total equity attributable to equity-holders of the Company, as appearing in the Restated Financial Information less Other Comprehensive Income – Re-measurement of Defined Benefits Plans (Net of Tax) Reserve.

Although we have since successfully emerged from the BIFR process and has been operating profitably, we are susceptible to certain risks that could potentially impact our future operations. The previous BIFR proceedings indicate that our Company has faced significant financial and operational challenges in the past. While these issues have been resolved, there is a risk that similar financial difficulties or operational inefficiencies could arise in the future. Such events could lead to increased scrutiny from regulatory authorities, potential loss of investor confidence, and adverse impacts on our financial performance and market reputation. Furthermore, our Company’s historical association with BIFR may continue to influence the perception of our financial stability among stakeholders, including investors, creditors, and customers. This perception could potentially affect our ability to secure financing on favourable terms or maintain strong relationships with key business partners. The recurrence of similar financial difficulties or operational inefficiencies could lead to increased scrutiny from regulatory authorities and potential loss of investor confidence, which may have an adverse impact on our business, results of operations, financial conditions and cash flows.

**26. *Our operations are sensitive to seasonal changes and seasonal variations such as monsoon or extreme temperatures can disrupt our mining activities which may have an adverse impact on our business, results of operations, financial conditions and cash flows.***

Our coal mining operations are sensitive to seasonal changes, which can materially and adversely affect our business, results of operations, financial condition, and cash flows. Seasonal variations, such as monsoon rains, extreme temperatures, and adverse weather conditions, can disrupt mining activities, reduce productivity, and increase operational costs. During the monsoon season, heavy rainfall can lead to flooding, waterlogging, and landslides, which may hinder access to mining sites, damage equipment, and pose safety risks to our workforce. Extreme temperatures, whether hot or cold, can affect the efficiency of mining equipment and the health and safety of our employees, leading to potential delays and increased costs. During periods of curtailed activity due to adverse weather conditions, we may continue to incur operating expenses, but our revenues from operations may be delayed or reduced.

Additionally, seasonal changes can impact the transportation and logistics of coal, affecting our ability to deliver products to customers on time. Adverse weather conditions can disrupt transportation routes, cause delays in shipments, and increase transportation costs. While we have faced a decline in our production in the six months period ended September 30, 2025 and Fiscal 2025 due to heavy rains, any future disruptions in our operations due to adverse weather conditions could adversely affect our business, results of operations, financial condition, and cash flows, and we cannot assure you that such instances will not occur in the future.

**27. *We have entered into agreements with private players to restore operations in discontinued underground mines through the Mine Developer and Operator (“MDO”) model on a revenue-sharing basis. Any misalignment in objectives, operational strategies, or execution timelines between us and the MDOs could lead to suboptimal outcomes and negatively impact our overall business performance.***

In furtherance of our diversification strategy, we have initiated steps to restore operations in discontinued underground mines through the MDO model on a revenue-sharing basis. As of the date of this Red Herring Prospectus, six out of ten identified mines have been awarded to private players and third-parties. The table below sets forth details of mines where we have signed such revenue sharing agreements as on the date of this Red Herring Prospectus:

S. No.	Name of Mine	Location	Peak Rated Capacity (Million Tonnes)	Percentage of Revenue Share (%)
1.	Amalgamated Salanpur Gaslitand Katras Choitudih Colliery (ASGKCC)	Dhanbad, Jharkhand	1.40	9.00%
2.	PB Project Colliery	Dhanbad, Jharkhand	2.70	6.00%
3.	Loyabad Colliery	Dhanbad, Jharkhand	1.28	7.29%
4.	Kharkharee Colliery	Dhanbad, Jharkhand	1.20	12.02%
5.	Madhuband Colliery	Dhanbad, Jharkhand	1.50	5.40%
6.	Amlabad Colliery	Dhanbad, Jharkhand	0.30	4.10%

For further details, see “Our Business – Strategies – Transform discontinued mines into profitable ventures through resource monetization, and strategic repurposing” on page 226. While this initiative presents potential growth opportunities, it also introduces several risks that could impact our operations and financial performance. The restoration of operations in discontinued underground mines is a complex process that requires specialized expertise and infrastructure. The MDO model involves third-party operators who may face challenges in integrating with our existing systems and adhering to our operational standards. Any delays or inefficiencies in the restoration and operation of these mines could result in lower-than-expected production levels and financial returns. Additionally, the technical competence and operational efficiency of the third-party operators are critical factors that could impact the success of these projects. Further, the mining industry is subject to stringent regulatory and environmental standards. Compliance with these regulations is essential, and any non-compliance by the MDOs could result in fines, operational restrictions, or suspension of operations. Ensuring that third-party operators maintain strict compliance with all relevant regulations is crucial to avoid potential legal and financial consequences. We will need to closely monitor and support the MDOs to ensure they meet all regulatory requirements.

The revenue-sharing basis of the MDO model means that our financial returns are contingent upon the successful operation and profitability of the mines by the third-party operators. Fluctuations in commodity prices, operational

costs, or market demand could impact the financial performance of these mines, thereby affecting our revenue share. Additionally, the capital-intensive nature of mining operations may strain the financial resources of the MDOs, potentially impacting their ability to meet their obligations under the revenue-sharing agreements. We will need to carefully manage our financial exposure and ensure that adequate safeguards are taken in selection of MDOs so that they are able to fulfil their commitments. Effectively managing and coordinating with multiple third-party operators requires robust strategic planning and execution capabilities. Any misalignment in objectives, operational strategies, or execution timelines between us and the MDOs could lead to suboptimal outcomes and negatively impact our overall business performance. Furthermore, the reliance on third-party operators may limit our direct control over the mining operations, potentially affecting our ability to respond quickly to changing market conditions or operational challenges, which may have an adverse impact on our business, results of operations, financial conditions and cash flows.

**28. *We face a risk of reduced demand of our coal due to the emergence of renewable energy as an alternative source of energy. Significant shift towards sustainable energy solutions may have an adverse impact on our business, results of operations, financial conditions and cash flows.***

The increasing development and adoption of renewable energy sources pose significant risks to our business operations and financial performance as our revenue from operations is primarily generated from the production of coal. The global shift towards renewable energy, driven by environmental concerns, technological advancements, and supportive government policies, is altering the energy landscape and reducing the demand for traditional fossil fuels, including coal. This transition is likely to result in a reduced reliance on coal for power generation, which could lead to decreased demand for our coal. As renewable energy sources become more cost-effective and widely adopted, the market for coal may shrink, impacting our revenue streams. Advancements in renewable energy technologies, such as solar and wind power, are making these sources increasingly competitive with traditional fossil fuels. The declining costs of renewable energy installations and improvements in energy storage technologies are further accelerating the transition away from coal. We may face challenges in adapting to these changes and diversifying our service offerings to remain relevant in a market that is increasingly favouring renewable energy solutions.

**29. *If the assumptions underlying our reclamation and mine closure obligations are materially inaccurate, our costs could be significantly greater than anticipated.***

The GoI establishes operational, reclamation and closure standards for all aspects of surface mining. As of September 30, 2025, we operate a network of 34 operational mines, including four underground mines, 26 opencast mines, and four mixed mines, and we have significant ongoing mine reclamation and rehabilitation obligations. We estimate our total reclamation and mine-closing liabilities based on mining plans, environmental impact assessment and environmental management plan reports prepared by CMPDIL and statutory and regulatory guidelines, engineering studies and our engineering expertise related to these requirements. The reclamation effort is reviewed periodically by MoC and implemented by our management and engineers. For further information on provisions relating to mine closure obligations, see “*Management’s Discussion and Analysis of Financial Condition and Results of Operations – Results of Operations*” on page 446. The final land reclamation or mine closure liability at the end of the life of the mine depends on the outcome of various events including top soil management, water and air quality treatment, plantation, restructuring of mines, during the period of operation. We make provisions on the basis of current estimates for such liability with effect from Fiscal 2010. As on September 30, 2025, we have made provisions for such expenditure amounting to ₹ 7,100.00 million. Further, we are required to deposit funds with a bank to secure its obligations under the mine closure plan and the shifting and rehabilitation fund scheme. These deposits are released to us on a periodic basis, specifically every five years, subject to compliance with the relevant regulatory requirements and conditions stipulated by the respective authorities. The estimated liability can change significantly if actual costs vary from our original assumptions or if governmental regulations change significantly, which could have a material adverse effect on our business, results of operations, financial condition and cash flows.

**30. *We operate in a competitive environment which could have an adverse effect on our business, results of operations, financial conditions and cash flows.***

The Indian coal industry is highly fragmented with a presence of few large players and several medium and small players. (Source: CRISIL Report, Industry Overview on page 175). In India, we have only Central Coalfields Limited as our main competitor in the coking coal segment as these are the major commercial players selling coking coal. Other producers like SAIL and Tata Steel do not sell coking coal commercially and consume it for captive purposes and are not considered as peers (Source: CRISIL Report, Industry Overview on page 202). However, another Coal India Limited subsidiary, Mahanadi Coalfields Limited, who is the largest non-coking

coal producers can be considered as competition in non-coking coal segment. (Source: CRISIL Report, Industry Overview on page 202) We operate and sell our products in competitive markets and the competition is expected to occur principally on the basis of price, quality and availability. As a result, to remain competitive in our markets, we must continuously strive to reduce our costs of production, transportation and distribution and improve our operating efficiencies. Our competitors may include large companies that have over a period of time acquired certain local interests as part of their strategy. These competitors may limit our opportunity to increase our market share and may compete with us on pricing of products. Some of our competitors may be larger than we are, some may be diversified with operations across India, may have greater financial resources, technology, research and development capability, than we do and may have access to a cheaper cost of capital and may be able to produce more efficiently or to invest larger amounts of capital into their businesses. Our business could be adversely affected if we are unable to compete with our competitors and sell coking coal at comparable prices. Additionally, if one of our competitors acquire any of our customers or suppliers, we may lose business from the customer or lose a supplier of a critical raw materials, which may adversely affect our business, results of operations, financial condition and cash flows.

**31. We are subject to trade union activity, and labor disputes could lead to lost production and/or increased costs which may have an adverse impact on our business, results of operations, financial conditions and cash flows.**

The majority of our non-executive employees are members of several unions including certain registered trade unions such as Indian National Trade Union Congress ("INTUC"), the All India Trade Union Congress ("AITUC"), the Hind Mazdoor Sabha ("HMS"), the Bhartiya Mazdoor Sangh ("BMS") and the Confederation of Indian Trade Unions ("CITU"), which makes us susceptible to the risk of labor disputes and trade union activity. These disputes may arise from a variety of factors, including but not limited to, disagreements over wages, working conditions, job security, or other employment-related matters. In the event of labor disputes, we may experience significant disruptions in our production processes, leading to lost production time and potential delays in the delivery of our products or services. These disruptions could result from strikes, work stoppages, slowdowns, or other forms of industrial action taken by our employees or their representatives.

Moreover, resolving labor disputes may involve increased labor costs, including higher wages, additional benefits, or other concessions to employees. These increased costs, combined with the potential loss of production, could have a material adverse impact on our business, results of operations, financial condition, and cash flows.

Additionally, labor disputes may lead to increased legal and administrative expenses as we seek to negotiate and resolve the issues at hand. These expenses could include legal fees, arbitration costs, and other related expenditures. The uncertainty surrounding labor disputes could also negatively affect employee morale and productivity, even among those not directly involved in the dispute. While we have not experienced any trade union unrest in the six months period ended September 30, 2025 and the last three Fiscals, which had an adverse impact on our business, results of operations, financial conditions and cash flows, we cannot assure you that the abovementioned instances will not occur in the future.

**32. Except for Sanoj Kumar Jha and Arun Kumar Oraon, none of our Directors currently possess experience of being on the board of any Indian listed company in India.**

Except for Sanoj Kumar Jha, Mukesh Choudhary and Arun Kumar Oraon who possess experience of being on board of Indian company(ies), which are listed on the Stock Exchanges, none of our Directors possess experience of being on the board of any Indian listed company and accordingly, they may not be adequately well-versed with the activities or industry practices undertaken by the listed company in India. We cannot assure you that this lack of adequate experience will not have any adverse impact on the management and operations of our Company. The details of Directors who are or were directors of the Indian Companies, which are listed on the Stock Exchanges are as below:

S. No.	Name of Director	Name of Listed Company where Directorship is/was held
1.	Sanoj Kumar Jha	NLC India Limited and Coal India Limited
2.	Mukesh Choudhary	Coal India Limited
3.	Arun Kumar Oraon*	Coal India Limited

\*Arun Kumar Oraon was previously a director on the board of Coal India Limited

**33. We have capital expenditure requirements and may require financing in the future and our operations could be curtailed if we are unable to obtain the required financing when needed.**



We have incurred capital expenditure to expand and upgrade our existing operations. The following table sets forth details of our capital expenditure in the periods/years indicated:

Particulars	Six months period ended September 30, 2025		Six months period ended September 30, 2024	
	Amount (in ₹ million)	Percentage of Revenue from Operations (%)	Amount (in ₹ million)	Percentage of Revenue from Operations (%)
Capital expenditure	3,435.70	6.07%	4,724.36	6.90%

Particulars	Fiscal 2025		Fiscal 2024		Fiscal 2023	
	Amount (in ₹ million)	Percentage of Revenue from Operations (%)	Amount (in ₹ million)	Percentage of Revenue from Operations (%)	Amount (in ₹ million)	Percentage of Revenue from Operations (%)
Capital expenditure	18,149.40	13.15%	12,375.30	8.69%	9,865.30	7.81%

We have met our past capital expenditure requirements in the six months period ended September 30, 2025 and the last three Fiscals, through internal accruals and cashflow from operations. We may face risks relating to capital investment projects exceeding original budgets, failing to generate expected benefits, or not being completed as planned, which may have an adverse impact on our business and results of operations. Our sources of additional capital required to meet our capital expenditure plans, may include the incurrence of debt or the issue of equity or debt securities or a combination of both. Further, our budgeted resources may prove insufficient to meet our requirements which could drain our internal accruals or compel us to raise additional capital. If we are required to raise additional funds through the incurrence of debt, our interest and debt repayment obligations will increase, and could have a significant effect on our profitability and cash flows and we may be subject to additional covenants, which could limit our ability to access cash flows from operations. We may also become subject to additional restrictive covenants in our financing agreements, which could limit our ability to access cash flows from operations and undertake certain types of transactions. Any issuance of equity, on the other hand, may result in a dilution of the shareholding of existing shareholders. If any of the foregoing were to occur, our business, results of operations, cash flows and financial condition could be adversely affected.

**34. Our business requires working capital. Any failure in arranging adequate working capital for our operations may adversely affect our business, results of operations, cash flows and financial condition.**

Our business operations are subject to high working capital requirements. We require working capital for running day to day operating activities, to meet short term obligations. The table below sets forth details regarding our working capital turnover ratio, trade receivable days and trade payable days for the periods/years indicated:

Particulars	Six months period ended September 30, 2025	Six months period ended September 30, 2024	Fiscal 2025	Fiscal 2024	Fiscal 2023
Working capital (in ₹ million)	108.50	11,520.50	13,514.90	12,558.30	(2,603.40)^
Working capital turnover ratio <sup>(1)</sup>	7.72	5.29	10.04	26.44	(75.86)^
Trade receivables days <sup>(2)</sup>	60	28	40	25	36

<sup>(1)</sup> Working capital turnover ratio is calculated as net sales divided by average working capital. Average working capital is calculated as opening working capital plus closing working capital, divided by two.

<sup>(2)</sup> Trade receivables days refers to trade receivables on the reporting date (excluding unbilled receivables) as appearing in the Restated Financial Information divided by revenue from operations multiplied by number of days in the Fiscal/six months.

^ We recorded negative working capital and working capital turnover ratio in Fiscal 2023 primarily because of an additional provision of approximately ₹4,600 million was recognized for the arrears payable under the National Coal Wage Agreement XI ("NCWA-XI"). Although the agreement was effective from July 1, 2021 and estimated amounts had been provided in earlier periods, the finalization of negotiations under the NCWA-XI in Fiscal 2023 prompted Coal India Limited to instruct all subsidiaries to increase the liability recorded in that year.

Our working capital requirements may increase due to the expansion of operations, longer operating cycles, and higher inventory levels. Additionally, increased receivables, rising costs, and regulatory changes can also contribute to higher working capital needs. These factors may result in increases in the amount of, our receivables, short-term borrowings and the cost of availing such working capital funding. Additionally, our inability to obtain

adequate amount of working capital at such terms which are favourable to us and in a timely manner or at all may also have an adverse effect on our financial condition. Continued increases in our working capital requirements may have an adverse effect on our business, results of operations, financial condition and cash flows.

**35. *We have significant power and fuel requirements and any disruption to power or fuel sources could increase the costs of our operations and adversely affect our business, results of operations, financial condition and cash flows.***

We require substantial power and fuel for the operation of our mines and washeries and our mining activities. The following table sets forth below our power and fuel expenses in the periods/years indicated:

Particulars	Six months period ended September 30, 2025	Six months period ended September 30, 2024	Fiscal 2025	Fiscal 2024	Fiscal 2023
Power and fuel expenses (in ₹ million)	4,583.00	4,940.30	9,390.40	11,124.90	13,459.20
Power and fuel expenses as a percentage of revenue from operations (%)	8.10%	7.22%	6.80%	7.81%	10.66%

We source high speed diesel from several public sector oil companies. We require electricity for our mining operations for the operation of various equipment and facilities and for lighting of our facilities and offices. We require bulk and cartridge explosives and accessories for blasting of overburden and coal. Agreements are executed by Coal India Limited and we procure explosives and accessories based on the allocations provided by Coal India Limited and our specific requirements. We source electricity primarily from Damodar Valley Corporation and relevant state electricity power boards. In case the cost of electricity from state electricity boards or the cost of the fuel increases significantly and we are not able to pass on such increase to our customers, our cost of production and profitability will be adversely affected. Interruptions of electricity and fuel supply can result in production shutdowns, increased costs associated with restarting production and the loss of production in progress. Any significant increase in power price or increased interruptions may require us to add captive power generation capacity which will lead to incremental capital expenditure which may adversely impact our results from operations. While we have not had any electricity or fuel supply interruptions in the six months period ended September 30, 2025 and the last three Fiscals which had an adverse impact on our business, results of operations, financial condition and cash flows, we cannot assure you that such instances will not occur in the future. Further, if energy costs were to rise, or if electricity supplies or supply arrangements were disrupted, our business, results from operations, financial conditions and cash flows may be adversely impacted.

**36. *Our operations are regulated by the Government of India, State Governments and various statutory and regulatory authorities. The compliance requirements and costs associated with existing statutory and regulatory requirements and adverse regulatory or policy developments can have an adverse impact on our operations.***

Our operations are subject to regulation by the GoI, the relevant State Governments within which we operate, and various central, State, provincial and municipal statutory and regulatory authorities and agencies, including without limitation the MoC, Ministry of Environment, Forest and Climate Change, Ministry of Mines ("MoM"), the DGMS, the Controller of Coal, Controller of Explosives (Petroleum and Explosives Safety Organisation) and State Pollution Control Boards. These authorities and agencies regulate many aspects of India's coal industry, including, among others, the following aspects:

- grant and renewal of coal exploration rights and mining rights;
- acquisition of land and surface rights;
- environmental matters and pollution control, including forest land related approvals;
- grant of mining licences;
- grant of approval for blasting, explosives and depillaring;
- conditions relating to continuing mining operations;

- safety and health standards;
- labor matters;
- distribution of coal produced by us in accordance with applicable GoI policies;
- allocation of coal linkages and coal supply under long-term fuel supply agreements and under the e-auction schemes
- coal export and import; and
- royalty, cess and other duties and taxes payable.

The compliance requirements and costs associated with existing and any new policies and statutory and regulatory requirements may have an adverse impact on our business, results of operations, financial conditions and cash flows. In addition, there can be no assurance that our results of operations will not be adversely affected by any future changes in such regulations and policies.

***37. If the Government of India (“GoI”) demarcates certain coal-bearing forest areas in India into various categories which includes a category in which mining activities are prohibited, our business, results of operations, financial conditions and cash flows may be adversely affected.***

Our business, results of operations, financial conditions, and cash flows may be adversely affected if the GoI demarcates certain coal-bearing forest areas in India into various categories, including a category in which mining activities are prohibited. A portion of our coal reserves is located in these forest areas, and any restriction on mining activities could lead to a reduction in our accessible reserves and production capacity. This, in turn, may result in lower coal output, decreased sales volume, and a negative impact on our revenue and profitability. Additionally, we may incur increased operational costs and capital expenditures as we seek to acquire alternative mining areas or implement new technologies to maintain our production levels. The uncertainty surrounding these potential regulatory changes could also affect market confidence in our Company, leading to a decline in our share price and a reduction in shareholder value, adversely affecting our business, results of operations, financial conditions and cash flows.

***38. Any failure of our information technology systems and tools could adversely affect our business, results of operations, financial conditions and cash flows.***

We have information technology systems and tools that support our operations, including project management, data analysis, communication, and other critical functions. Our information technology infrastructure includes enterprise resource planning systems, which integrate various business processes for seamless data flow and improved decision-making. We utilize geographic information systems to map and manage mining operations, providing detailed spatial data for better planning and resource management. We have made, and will continue to make, significant investments in information technology systems and tools. Such expenditure may adversely affect our operating results if they are not offset by corresponding increase in our operational efficiency.

Our systems are subject to potential failures, including hardware malfunctions, software errors, and network disruptions. Any significant downtime or system failure could disrupt our operations, leading to delays in project execution, reduced productivity, and increased costs. We may also face challenges in recovering data and restoring normal operations, which could further exacerbate the impact of such failures. Our systems and proprietary data stored electronically may be vulnerable to computer viruses, cybercrime, computer hacking and similar disruptions from unauthorized tampering. While we have not had an occurrence of any of the abovementioned instances in the six months period ended September 30, 2025 and the last three Fiscals, if such unauthorized use of our systems were to occur, data related to our operations and other confidential information could be compromised. The occurrence of any of these events could adversely affect our business, results of operations, financial conditions and cash flows.

***39. Extensive governmental regulation relating to employee safety and health impose significant costs. A violation of health and safety requirements and the occurrence of accidents could disrupt our operations and increase operating costs.***

Central and State safety and health regulations applicable to the coal mining industry in India consist of a comprehensive regulatory framework for protection of employee safety, and compliance with these requirements imposes significant costs. Moreover, new health and safety legislation and regulations may be introduced that may adversely affect our operations. The Directorate General of Mines Safety (“DGMS”) is responsible for the implementation of health and safety laws and regulations applicable to our coal mining operations. Any failure to

comply with applicable health and safety laws and regulations could result in temporary shutdowns of all, or a portion of our mines and coal processing and handling facilities, which may disrupt our operations and result in imposition of costly remedial measures. If we fail to comply with the relevant health and safety laws and regulations or fail to pass applicable safety inspections, our business reputation could also be adversely impacted. While there has been an instance in the last three fiscals of the DGMS filing a complaint before the Chief Judicial Magistrate, Dhanbad against senior officers of our Company, relating to operational lapses involving the illegal operation of a diesel dozer, non-compliance with statutory directions, and unauthorized disposal of coal stock we cannot assure you that such instances will not occur in the future. Any failure to adhere to relevant health and safety laws may have an adverse effect on our business, results of operations, financial conditions and cash flows. In relation to the same, we undertook corrective measures, including but not limited to, the following: i) all statutory provisions to prevent such types of accidents /incidents are being observed by Colliery management; ii) Special attention and training are being imparted to the concerned employees to avoid the reoccurrence such type of accident in future; iii) related officers of the mines are also cautioned to take appropriate steps from their own end to prevent reoccurrence of similar accidents in future; iv) Fitness of Diesel Bousers are being checked by concerned Supervisors on regular basis; v) Fresh SOP and COP for operation & maintenance of Diesel Bousers are formulated by concerned Mines Manager and provided to the concerned employees; and vi) related officers are advised to ensure its implementation of the measures

**40. *Changes in taxation or other governmental policies relating to coal or related sectors may adversely affect the pricing, demand, or profitability of our coking coal operations.***

Our operations, demand and profitability are dependent on policies and regulations framed by the Central and State Governments relating to the coal sector, including taxes, duties, royalties, levies and other such charges amongst others, applicable to the mining, sale, and transportation of coal. Any adverse changes in such taxation or policy regime, including any variation in GST rates, royalty rates, cess or other levies, or the introduction of new taxes applicable to coal or allied industries, could lead to an increase in our cost of production and negatively impact our margins. Further, any change in policy impacting the pricing of coking coal, including restrictions on imports, changes in allocation frameworks, or environmental regulations, may adversely affect demand for our products or alter the competitive landscape of the industry. There can be no assurance that the Government will not introduce or amend laws, regulations or policies in a manner that could materially and adversely affect our business, financial condition, results of operations and cash flows.

**41. *Failure to obtain or renew approvals, licenses, registrations and permits to operate our business in a timely manner, or at all, may adversely affect our business, financial condition, results of operations and cash flows***

Given the nature of our business and the industry in which we operate, we are subject to extensive government regulation and are required to obtain certain approvals, registrations, permissions and licenses from regulatory authorities, to undertake our operations including environmental approvals, clearances and labour and tax related approvals. For further information on the nature of approvals and licenses required for our business and details of their validity, see “*Government and Other Approvals*” on page 478. These approvals, licenses, registrations and permissions may be subject to numerous conditions. If we fail to obtain some or all of these approvals or licenses, or renewals thereof, in a timely manner or at all, or if we fail to comply with applicable conditions or it is claimed that we have breached any such conditions, our license or permission for carrying on a particular activity may be suspended or cancelled and consequently we may not be able to carry on such activity, which could adversely affect our business, results of operations, financial condition and cash flows. If we fail to meet the environmental requirements, we may be subject to administrative, civil and criminal proceedings by Government entities, as well as civil proceedings by environmental groups and other individuals, which could result in substantial fines and penalties against us as well as revocation of approvals and permits and orders that could limit or halt our operations. While there have been instances in the six months period ended September 30, 2025 and the preceding three Fiscals where we were subject to penalties cumulatively amounting to ₹ 4.15 million on account of violation of environmental laws, such instances did not have an adverse impact on our business, results of operations, financial condition and cash flows, we cannot assure you that we may not be subject to such penalties in the future.

We have and may need to in the future, apply for certain additional approvals, including the renewal of approvals, which may expire from time to time. We have, *inter alia*, made applications for certain consents and approvals which are pending as on the date of this Red Herring Prospectus. For instance, we have made application for registration of our logo as a trademark under class 37 and class 4 with the Trademarks Registry the status of which is “Formalities Check Pass”, renewal applications for no objection certificate for groundwater abstraction under the Environment (Protection) Act, 1986 for certain of our facilities and application for issuance of fire safety no objection certificate for our Registered and Corporate Office. We also in the ordinary course of business keep

applying for approvals and licenses for blocks of mines that we propose to operate in the future. For details, see “*Government and Other Approvals*” on page 478.

We cannot assure you that such approvals and licenses will be granted or renewed in a timely manner or will not be cancelled or withdrawn by the relevant governmental or regulatory authorities. Failure to obtain or renew such approvals and licenses in a timely manner would make our operations non-compliant with applicable laws and may result in the imposition of penalties by relevant authorities and may also prevent us from carrying out our business.

***42. Any shortage in the availability or the reliability of transportation infrastructure and capacities for the offtake of our coal may adversely affect our business, results of operations, financial conditions and cash flows.***

We depend primarily on a combination of rail and road transportation to deliver coal to our customers. Although we utilize significant road transportation facilities, rail transportation operated by the Indian Railways is the main transportation mode utilized by us for coal transportation, particularly for long distance supply arrangements. We are also dependent on third party road transportation providers including truckers, for the supply of coal from the mine to the beneficiation facilities and the railway sidings and further for the supply of our coal to customers. Non-availability of adequate road transportation, including in the form of transportation strikes may have an adverse effect on our receipt of materials and offtake arrangements for coal produced by us. In addition, road and rail transportation may be adversely affected as a result of adverse weather conditions, mechanical failures, infrastructure damage, accidents, strikes, insurgency threats in the regions we operate in or other factors beyond our control, which could adversely affect our ability to supply coal and comply with our supply obligations under applicable coal supply arrangements with our customers, resulting in penalties.

Inadequate transportation and offtake arrangements may also result in increased inventories. Increased inventories could result in the need for additional land for stocking of coal beyond that contemplated in the applicable mining plan and relevant permits for a particular project which may result in penalties or the revocation of such permits, or result in decreased, non-optimal production from these mines due to lack of adequate coal stocking land and increased production costs. Increased inventories could also result in an increase in loss of stock through fires or pilferage of coal. While we have not faced a shortage of adequate transport facilities in the last three Fiscals, we cannot assure you that we will have access to adequate transportation infrastructure and capacities in the future. The non-availability of adequate transportation infrastructure may adversely affect our ability to successfully implement our growth strategies. If we are unable to secure adequate rail or road transportation capacities or secure economically viable alternative modes of transportation for the offtake of coal produced by us or any coal imported by us, our business, results of operations and financial condition may be adversely affected.

***43. We are wholly-owned by Coal India Limited and controlled by the Government of India, which makes us susceptible to changes to the policies of Government of India and allows it to exercise significant influence over us. Further, the Government of India could require us to take actions aimed at serving the public interest, which may not necessarily be profitable or financially feasible***

We are a wholly-owned subsidiary of Coal India Limited. Upon the completion of this Offer, the GoI will hold approximately 4191,300,000 Equity Shares, or approximately 90.00% of our post-Offer paid up equity share capital through Coal India Limited. Consequently, the GoI, acting through Coal India Limited, will continue to control us and will have the power to elect and remove our directors and determine the outcome of most proposals for corporate action requiring approval of our Board or shareholders, such as proposed five-year plans, revenue budgets, capital expenditure, dividend policy, transactions with other GoI controlled companies. Under the Companies Act, we will continue to be a public sector undertaking which is owned and controlled by the Government of India. This may affect the decision-making process in certain business and strategic decisions taken by the Company going forward.

As a result of our controlling ownership by the Government of India, we are required to adhere to certain restrictions and may not be able to diversify our services and solutions without the prior approval of the Government of India. There can be no assurance that the Government of India will grant us such approvals in the future. The Government of India will retain control over the decisions requiring adoption by our shareholders acting by a simple majority through Coal India Limited. This concentration of ownership may also delay, defer or even prevent a change in our control and may make some transactions more difficult or impossible without the support of the Government of India. The interests of the Government of India with respect to such matters and the factors that it will take into account when exercising its voting rights may not be consistent with and may conflict with the interests of our other shareholders, including investors that purchase the Equity Shares in this Offer.

**44. The average cost of acquisition of Equity Shares by our Corporate Promoter (also the Promoter Selling Shareholder) may be less than the Offer Price.**

The average cost of acquisition of Equity Shares by our Corporate Promoter (also the Promoter Selling Shareholders) may be less than the Offer Price. The details of the average cost of acquisition of Equity Shares held by our Promoter Selling Shareholder is provided below:

Name of Corporate Promoter (Promoter Selling Shareholder)	Number of Equity Shares of face value ₹10 each	Average Cost of Acquisition per Equity Shares (in ₹)
Coal India Limited	4,657,000,000	10.00

**45. We do not own our corporate trademark, name or logo, and our logo and name have not been registered as trademarks. Accordingly, our ability to use our name or logo may be impaired. If we are unable to protect our intellectual property rights, our business, results of operations and financial condition may be adversely affected. As part of our operations, we might infringe upon the intellectual property rights of others and any misappropriation of our intellectual property could harm our competitive position.**

Our trademark and logo are not registered. If we fail to protect our intellectual property rights, our business and financial condition may be adversely affected. As on the date of this Red Herring Prospectus, our Company has made an application for trademarking our logo under class 37 and class 4 with the Trademarks Registry and the status of both is “Formalities Check Pass”. Pending our application for registration, our trademark shall have limited legal protection. There is no assurance that we will continue to be able to use the trademark, name or logo in connection with our business, which in turn may result in us being unable to capitalize on the brand recognition associated with the “Bharat Coking Coal” or “BCCL” trademark. For further details on our intellectual property rights, see section titled “Our Business – Intellectual Property” and “Government and Other Approvals” on pages 250 and 478, respectively.

Any damage to this trademark, name or logo, if not immediately and sufficiently remedied, could have an adverse effect on our business, results of operations or financial condition.

**46. The Jharia and Raniganj coalfields are susceptible to coal fires and land subsidence and pose a serious environmental, health and safety risk. Extinguishing mine fires can be dangerous and may not always be economically feasible, and such mine fires are unlikely to be suppressed by rainfall. Further, if we are unable to implement the rehabilitation plans within the stipulated time frame or within the approved amounts, we may incur additional costs. While the tenure of the said Jharia Master Plan has expired, a revised master plan has been prepared and approved by the Cabinet Committee on Economic Affairs. Any diversion of our resources for the implementation of the Jharia Master Plans may have an adverse effect on our business, results of operations, financial conditions and cash flows.**

The mining area in the Jharia and Raniganj coalfields in Jharkhand and West Bengal, respectively, are susceptible to fire and land subsidence due to non-scientific mining carried out by the mine owners prior to nationalization of the coal industry in India, and pose a serious environmental, health and safety risk. Coal mine fires are inherently dangerous and can lead to loss of lives, property, natural disasters, subsidence of surface infrastructure and severe environmental pollution. The GoI approved the Master Plan Dealing with Fire, Subsidence and Rehabilitation in the Jharia coalfield which expired on August 11, 2021, pursuant to which a revised Master Plan Dealing with Fire, Subsidence & Rehabilitation of affected families of Jharia coalfield was approved Cabinet Committee on Economic Affairs on June 25, 2025 (“Jharia Master Plan”).

Coal fires pose a serious problem due to the hazards to the environment which include toxic fumes, reigniting grass, bush, or forest fires, health and safety issues and the subsidence of surface infrastructure such as roads, pipelines, electric lines, buildings and homes. Extinguishing these mine fires can be dangerous and costly and may not always be economically feasible, and such mine fires are unlikely to be suppressed by rainfall. Their environmental effects of coal fires include pollution of the atmosphere with toxins, and mine fires often leave a landscape devoid of vegetation and make it uninhabitable. In addition, the effects of mine fires on ambient air quality are severe once the fires become surface fires. The interaction of the gases with percolating water causes the change in the characteristic of the water quality of the area. Over the six months period ended September 30, 2025 and the past three Fiscals, we have encountered fires in certain areas of our mines. These fires were present even before our Company was incorporated and continue to burn, consuming our coal reserves. In some mines, we have had to excavate burning coal as part of our routine operations. Further, a gas emission incident was reported in our coalfield on December 3, 2025, and carbon monoxide concentrations were found to exceed permissible limits, attributed to residual gases escaping from sealed historical workings through surface fractures.

The area is classified as unstable under the Jharia Master Plan, and residents had previously been advised to relocate to designated rehabilitation sites.

We do not maintain any insurance for environmental matters and if we are unable to extinguish such mine fires, or if any of the mine fires should escalate in an environmental catastrophe, or instances of serious land subsidence result in harm to persons or property, it may have a material adverse impact on our business, reputation, financial condition and results of operations. Losses and liabilities arising from events such as those mentioned above may significantly reduce our earnings or increase our costs (for example, by incurring extra costs on site restoration, disaster recovery and workers' compensation or rehabilitation) and may have an adverse effect on our business, financial condition and results of operations. In addition, such mine fires have been, and may continue to be, the subject of media attention, which may harm our reputation or attract action from various international or Indian non-governmental organizations.

In addition, we are required to implement a rehabilitation plan approved by the GoI for dealing with fire, subsidence and rehabilitation and diversion of surface infrastructure in the Jharia and Raniganj coalfields. Our scope of work in dealing with the fires at the Jharia Master Plan involves the identification of fire areas, selection of technologies to deal with fires, prioritization for implementation and assessment of fund requirement. Further, the rehabilitation and resettlement scheme of affected people also includes the identification of affected sites, identification of resettlement sites and assessment of fund requirements. The Jharia Master Plan also requires our Company to develop microenterprises and provide means of livelihood to the rehabilitated families of the Jharia coalfields. Under the Jharia Master Plan, fire and unstable sites are grouped into "Mining Projects", which are considered suitable for mining by CIL, and Non-Mining Projects, which are not considered suitable for mining. Sites falling under Mining Projects will be rehabilitated using the CIL's relevant policy under the responsibility of BCCL and for non-Mining Projects, the Jharia Master Plan will be implemented by the Jharia Rehabilitation & Development Authority ("JRDA"). As on September 30, 2025, we have completed the construction of 14,573 number of housing units out of 15,713 housing units and 4,479 employees have been relocated to these completed housing units. We may not be able to effectively implement the rehabilitation plan due to significant opposition from affected/displaced persons and/or other social or political groups. If we are unable to contain the fires and rehabilitate and relocate the affected persons within the stipulated time frame, or at all, we may not be able to access our reserves in the Jharia coalfields, which will affect our production. If we are unable to implement the Jharia Master Plan within the stipulated time frame or within the approved amounts, we may incur additional costs, and diversion of our resources for the implementation of the Jharia Master Plan may have an adverse effect on our business, results of operations and financial condition.

**47. *Non-compliance with and adverse changes in applicable health, safety, labour and environmental laws may adversely affect our business, cash flows, results of operations and financial condition.***

We are subject to safety, health, labour and environmental protection laws and regulations, all of which we are required to comply with in the course of our operations. Environmental regulations impose controls on air and water release or discharge, noise levels, storage handling and the treatment, processing, handling, storage, transport or disposal of hazardous materials. In case of any change in environmental regulations, we may be required to invest in, among other things, environmental monitoring, pollution control equipment, and other expenditure to comply with environmental standards. Any failure on our part to comply with any existing or future regulations may result in legal proceedings, including public interest litigation being commenced against us, third party claims or the levy of regulatory fines. Further, any violation of the environmental laws and regulations may result in fines, criminal sanctions, revocation of operating permits, or shutdown of our facilities.

We are also subject to the laws and regulations governing employees in such areas as minimum wage and maximum working hours, overtime, working conditions, hiring and termination of employees, and work permits. There is a risk that we may fail to comply with such regulations, which could lead to enforced shutdowns and other sanctions imposed by the relevant authorities, as well as the withholding or delay in receipt of regulatory approvals. We cannot assure you that we will not be involved in future litigation or other proceedings or be held liable in any litigation or proceedings including in relation to safety, health and environmental matters, the costs of which may be significant. For further details on the laws and regulations applicable to us, see "Key Regulations and Policies in India" on page 253.

**48. *Our Company may not be in compliance with certain provisions of the SEBI Listing Regulations and the Companies Act, as may be applicable in relation to the composition of our Board of Directors and Audit Committee and terms of reference of the Audit Committee and the Nomination and Remuneration Committee as we are controlled by the GoI.***

As of the date of this Red Herring Prospectus, the composition of our Board of Directors is not in compliance with the requirements of the SEBI Listing Regulations, Companies Act and the DPE Guidelines. Presently, our Board of Directors comprises seven Directors which includes four Executive Directors and two Non- Executive directors and one Independent Director on our Board.

As the Chairman of our Board is an executive director, we are required to have at least seven independent directors in order to be compliant with Regulation 17(1) of Chapter IV of the SEBI Listing Regulations, however as on the date of this Red Herring prospectus our board comprises only one Independent Director. Being a Government company, our Directors are appointed by the President of India, acting through the Ministry of Coal, Government of India. Further, the terms of appointment of all Directors (including their remuneration) are approved by the President of India, acting through the Ministry of Coal, Government of India, as also mentioned in our AoA. Accordingly, the Nomination and Remuneration Committee does not have the power to directly approve these matters and such matters can only be noted, or taken on record. Further, under Section 139(5) of the Companies Act, the Comptroller and Auditor General of India (“CAG”) shall appoint a duly qualified auditor as the statutory auditor of a government company. Since the Company is a central public sector undertaking and a government company, its statutory auditor is appointed by the CAG. Further, the Company would continue to be a government company even after completion of the Offer. Accordingly, the Audit Committee does not have the power to directly appoint the statutory auditor of the Company and such appointment can only be noted or taken on record by the Audit Committee. In relation to the above non-compliances, our Company has filed an exemption letter with SEBI dated May 30, 2025, under Regulation 300(1) of the SEBI ICDR Regulations seeking certain exemptions from the relevant provisions of the SEBI Listing Regulations and the SEBI ICDR Regulations. SEBI vide its letter bearing reference number SEBI/CFD/RACDIL2/2025/24344/1 dated September 12, 2025 has granted our Company an exemption from compliances of the aforesaid corporate governance requirements as prescribed under the SEBI Listing Regulations until the listing of the Equity Shares of the Company. Exemption under Regulation 33(1)(a), read with Regulation 2(o) of the SEBI ICDR Regulations, to include the permanent employees of the wholly owned subsidiaries of Coal India Limited within the definition of ‘employee’ solely for the purpose of providing an employee reservation in the proposed offer, has been granted. For further details, see “*Summary of the Offer Document – Exemption from complying with any provisions of securities laws, if any, granted by SEBI*” on page 32.

Accordingly, we may be subject to penalties for non-compliance with any of the aforementioned provisions of the SEBI Listing Regulations, Companies Act and the SEBI ICDR Regulations which could have an adverse effect on our reputation, business operations, financial conditions and results of our operations. To this extent, we are not compliant with the SEBI Listing Regulations.

***49. Our Company may not be in compliance with certain provisions of the SEBI Listing Regulations, SEBI ICDR Regulations and the Companies Act, as may be applicable in relation to the composition of the Nomination and Remuneration Committee and constitution of a committee of independent directors as we are controlled by the GoI.***

Our Company through its letter dated December 3, 2025, had sought an exemption from SEBI under Regulation 300(1) of the SEBI ICDR Regulations and Regulation 102 of the SEBI Listing Regulations from: (i) the corporate governance in relation composition of the Nomination and Remuneration Committee as specified under Regulation 19(1)(c) of the SEBI Listing Regulations; (ii) constitution of the committee of Independent Directors as required under Clause (9)(K)(4)(f) of Part A of Schedule VI of the SEBI ICDR Regulations, since the Company is exempted from complying with Regulation 17(1) of the SEBI Listing Regulations, and has only one Independent Director on the Board, and (iii) the corporate governance requirements in relation to the composition of the Stakeholders Relationship Committee and Risk Management Committee as required under Regulations 20(2A) and 21(2) of the SEBI LODR Regulations respectively. SEBI vide its letter bearing reference number SEBI/CFD/RAC-DIL2/P/OW/2025/30957/1 dated December 11, 2025 has granted our Company an exemption from compliance of the aforesaid corporate governance requirements as prescribed under the SEBI LODR Regulations and the constitution of the committee of independent directors for approval of price band under Clause (9)(K)(4)(f) of Part A of Schedule VI of the SEBI ICDR Regulations. For further details, see “*Summary of the Offer Document – Exemption from complying with any provisions of securities laws, if any, granted by SEBI*” on page 32. Further, the Price Band advertisement for the Offer, including that the Price Band is justified based on the quantitative factors/KPIs disclosed in this Red Herring Prospectus, would not be recommended by a committee of independent directors of our Company as required under Clause (9)(K)(4)(f) of Part A of Schedule VI of the SEBI ICDR Regulations and will be recommended by the IPO Committee. For details, see “*Our Management – Corporate Governance*” on page 275.



**50. Our inability to effectively manage our growth or implement our growth strategies may have an adverse effect on our business, results of operations, financial condition and cash flows.**

We have experienced growth in our financial performance in Fiscal 2025 as compared to Fiscal 2023. The table below sets forth details of our total income for the periods/years indicated:

Particulars	Six months period ended September 30, 2025	Six months period ended September 30, 2024	Fiscal 2025	Fiscal 2024	Fiscal 2023
Total income (in ₹ million)	63,115.10	70,907.00	144,016.30	146,525.30	130,185.70

Our growth strategies are to utilize our resources effectively to sustain and expand operations, driving growth and maximizing efficiency, transform discontinued mines into profitable ventures through resource monetization, and strategic repurposing, monetize, modernize, and renovate our washeries, implement energy conservation methods to enhance operational efficiency and reduce environmental impact, leverage our resources in the Jharia coalfields to drive growth and explore opportunities in coal bed methane projects to harness untapped energy resources. For further information, see “*Our Business – Strategies*” on page 225. We cannot assure you that our future growth strategy will be successful or that we will be able to continue to expand further, or at the same rate. Our ability to manage our future growth will depend on our ability to continue to implement and improve operational, financial and management systems on a timely basis and to expand, train, motivate and manage our personnel. We cannot assure you that our personnel, systems, procedures and controls will be adequate to support our future growth. Failure to effectively manage our expansion may lead to increased costs and reduced profitability and may adversely affect our growth prospects. Our inability to manage our business and implement our growth strategy could have an adverse effect on our business, results of operations, financial condition and cash flows.

**51. If we are unable to recruit and retain senior management, qualified and skilled personnel, our business and our ability to operate or grow our business may be adversely affected.**

Our Board of Directors, Senior Management and Key Managerial Personnel have substantial experience and have contributed to the growth of our business and operations. For further details, see “*Our Management*” on page 267. Our future performance would depend on the continued service of our Senior Management, Key Managerial Personnel, qualified and skilled personnel with technical expertise, and the loss of any senior employee and the inability to find an adequate replacement may adversely affect our business, cash flows, financial condition, results of operations and prospects. While there has been no instance in the six months period ended September 30, 2025 and the last three Fiscals where the resignation of any Senior Management or Key Managerial Personnel had an adverse impact on our business, results of operations, cash flows or financial conditions, we cannot assure you that such instance will not arise in the future. Our future success, among other factors, will depend upon our ability to continue to attract, train and retain qualified personnel with critical expertise, know-how and skills. We may therefore need to increase compensation and other benefits in order to attract and retain personnel in the future, which may adversely affect our business, financial conditions, cash flows and results of operations.

The market for such qualified professionals with industry experience is competitive and we may not continue to be successful in our efforts to attract and retain qualified people. The specialised skills we require in our industry are difficult and time-consuming to acquire and, as a result, are in short supply. We may also be required to increase our levels of employee compensation and benefits more rapidly than in the past to remain competitive in attracting skilled personnel. The following table sets forth the attrition rate in the periods/years indicated:

Particulars	As of / For the Six Months Period Ended September 30, 2025	As of / For the Six Months Period Ended September 30, 2024	As of / For the Year Ended March 31, 2025	As of / For the Year Ended March 31, 2024	As of / For the Year Ended March 31, 2023
Number of Employees	31,389	33,045	32,118	33,920	37,037
Number of Employees Exited	18	18	36	69	21
Attrition Rate of Employees (%)*	0.06%	0.05%	0.11%	0.20%	0.06%

\*Attrition rate is calculated as the total number of resignations during the period divided by average head count during the period, multiplied by 100. Average head count during the period is the sum of the opening head count and the closing head count during the period, divided by two.

Our inability to hire, train and retain a sufficient number of qualified personnel could impair the success of our operations. This could have an adverse effect on our business, financial conditions, cash flows and results of operations.

**52. *Our Corporate Promoter will continue to have a significant shareholding in our Company after the Offer and its interests may differ from those of the other shareholders.***

As on the date of this Red Herring Prospectus, our Corporate Promoter, Coal India Limited, holds 100% of the paid-up equity share capital of our Company on a fully diluted basis. For further information on their shareholding pre-Offer and post-Offer, see “*Capital Structure*” on page 106. After the completion of the Offer, our Corporate Promoter will continue to hold majority of the shareholding in our Company during the lock-in period under the SEBI ICDR Regulations and will continue to exercise significant influence over our business policies and affairs and all matters requiring Shareholders’ approval. The interests of the Corporate Promoter as the controlling shareholder could conflict with our interests or the interests of our other shareholders. We cannot assure you that our Corporate Promoter will act to resolve any conflicts of interest in our favour, and any such conflict may adversely affect our ability to execute our business strategy or to operate our business. For further information in relation to the interests of our Corporate Promoter, see “*Our Promoters and Promoter Group*” on page 293.

**53. *Our coal mining operations have been adversely affected by illegal mining and pilferage of coal from our mines.***

Our coal mining operations are subject to the risk of illegal mining and pilferage of coal. This can negatively impact our production levels, revenue, and overall financial performance. There have been instances of illegal mining activity within our command area in the six months period ended September 30, 2025 and the last three Fiscals, and our Company has taken appropriate steps including filing a criminal writ petition before the High Court of Jharkhand seeking appropriate directions. For further details, please see “*Outstanding Litigation and Material Developments – Pending criminal proceedings initiated by our Company*” on page 465. The occurrence of illegal mining and pilferage can also lead to increased operational costs, including expenses related to security measures, legal actions, and the implementation of additional monitoring and surveillance systems. Furthermore, illegal mining activities can pose safety risks to our employees and disrupt our normal mining operations, potentially leading to production delays and inefficiencies. There can be no assurance that illegal mining activities or pilferage of coal from our mines or stockpiles will not increase in the future. Any significant increase in such activities within any of our mines or coalfields could have a material adverse effect on our business, results of operations, financial conditions and cash flows.

**54. *Our Company accounts are subject to a supplementary audit by the office of the Comptroller and Auditor General of India, and any qualifications in their report on our financial statements could adversely affect the trading price our Equity Shares.***

Our accounts are subject to a supplementary audit by the office of the Comptroller and Auditor General of India (“CAG”) as required under the Companies Act. The CAG has issued the following observations for Fiscal 2025, Fiscal 2024 and Fiscal 2023:

Fiscal 2025	<p><b><u>Striping activity adjustment –</u></b></p> <p>Striping Activity Adjustment Assets are created due to the excess removal of overburden (OB) beyond the standard stripping ratio, which results in access to coal for future period. The expenditure related to excess removal of OB is quantified as Striping Activity Adjustment Assets.</p> <p>Paragraph 8 of Appendix B of the Ind-AS-16 states that, “to the extent that the benefit from the stripping activity is realised in the form of inventory produced, the entity shall account for the cost of that stripping overburden removal activity in accordance with the principal of Ind-AS-2, Inventories. To the extent the benefit is improved access to ore, the entity shall recognize these costs as a non- current asset, say, striping activity assets”.</p> <p>As per Matching principle expenses are to be recognized in the accounting period to which revenue relate. Thus, the expenditure related to excess removal of OB should not be part of Inventory Valuation for the current period.</p>
-------------	--

	<p>During the year, BCCL considered the expenditure incurred on excess removal of OB for the two mines, as the part of inventory valuation, which is in deviation from provisions of IND AS. This resulted in Overstatement of stock valuation as well as profit for the year by ₹ 335.60 Millions.</p> <p><b><u>Stripping activity adjustment –</u></b></p> <p>Stripping Activity asset is measured at cost, this being the accumulation of costs directly incurred to perform the stripping activity that improves access to the identified component of ore.</p> <p>During the year, while computing Stripping Activity Adjustment of three mines, BCCL considered cost incurred which are not directly related to the Stripping Activity and amortization cost of stripping asset of other mines.</p> <p>Incorrect consideration of cost resulted in overstatement of Stripping Activity Adjustment as well as profit for the year by ₹ 215.60 Millions.</p>
<b>Fiscal 2024</b>	<p><b><u>Input Tax Credit Receivable: ₹ 15,316.20 million</u></b></p> <p>As per the Ind AS 01 on Presentation of Financial Statements, an entity has to provide information that is not presented elsewhere in the financial statements but is relevant to an understanding of any of them. It further states that an entity has to disclose information about the assumptions which it makes about the future, and other major sources of estimation uncertainty at the end of the reporting period, that have a significant risk of resulting in a material adjustment to the carrying amounts of assets and liabilities within the next financial year.</p> <p>Bharat Coking Coal limited (BCCL) has accumulated Input Tax Credit (ITC) receivable amounting to ₹15,316.20 million as on 31st March 2024. The ITC receivable is accumulated and increasing every year, mainly due to the Inverted Tax Structure, since GST liability on sale of coal is 5 per cent while inputs are taxed at different rates ranging between 5 per cent to 28 per cent. Further, Ministry of Finance, Government of India, vide Notification No.09/2022-Central Tax (Rate) dated 13 July 2022 discontinued refund on ITC, and presently, ITC on GST paid on input materials / services is only available for utilization against GST on output. In view of the fact that the amount of ITC receivable had been steadily increasing over the years and the utilization thereof each year had been falling short of the input tax credited for the year added with the balance of ITC carried forward from earlier years, the probability of consequential adjustments in future years is unascertainable. However, neither BCCL in the Notes to the Financial Statements, nor Statutory Auditors in their Report, had disclosed the above-mentioned facts in detail and their explanations to carry forward the Input Tax Credit, in contravention of Ind AS 01.</p> <p>Non-disclosure of facts which are integral to the understanding of the users of financial statements in taking informed decisions resulted in deficiency in disclosure requirements.</p> <p><b><u>Material Accounting Policies (Note 2)</u></b></p> <p>Stripping Activity (Note 2.19)</p> <p>Material Accounting Policy on Stripping Activity of BCCL, inter alia, mentions that when the actual volume of overburden removed is greater than the expected volume of overburden removal, the stripping cost for excess overburden removed over the expected overburden removal is capitalized to the stripping activity asset. The stripping activity asset is amortized over the life of the mine.</p> <p>Pursuant to change in Accounting Policy concerning Stripping Activity by Coal India Limited (CIL), systematically reversing the balance of Ratio Variance Reserve without further addition (Policy 2.23), and creation of only Stripping Activity Assets (Policy 2.19), all Subsidiaries were instructed through Uniform Process Notes to follow the same. By virtue of this change in accounting policy, Stripping Activity Asset is being consistently featured under Property, Plant, and Equipment (Note 3.1) w.e.f. 01.04.2022 onwards with retrospective effect of change, instead of the existing policy of adjusting the figure of such asset with ratio variance as and</p>

	<p>when the situation arose that was followed till 2022-23. The sentence 'The stripping activity asset is amortized over the life of the mine' is also inserted by virtue of the above change in accounting policy. Generally, amortization is given effect to on three account heads, viz., Leasehold Land, Intangibles, and Stripping Activity Asset. Unlike Leasehold Land and Intangibles where the amortization for the related asset is charged in the same year, BCCL chose to amortize Stripping Activity Asset in the following year on the plea that the benefits to be accrued from advance stripping would only be realized from the succeeding year onwards. However, this deviation adopted by the Company from the usual application of amortization was not disclosed in the Material Accounting Policy. Further, the said policy is also silent on the fact whether the Stripping Activity Asset would be amortized over the 'entire' life of the mine or the 'balance' life of the mine. Paragraph 29 of Ind AS 8: Accounting Policies, Changes in Accounting Estimates and Errors states that when a voluntary change in accounting policy has an effect on the current period or any prior period, an entity shall disclose (a) the nature of the change in accounting policy; (b) the reasons why applying the new accounting policy provides reliable and more relevant information. Further, Paragraph 121 of Ind AS 1: Presentation of Financial Statements states that an accounting policy may be significant because of the nature of the entity's operations. Stripping activity being an integral part of the operations of a coal mine, disclosure about the basis and method of amortization on Stripping Activity Asset along with reasons thereto was necessary to cater to the requirements of the users of financial statements in taking informed decisions which, incidentally, was absent from such Policy.</p> <p>Thus, disclosure on Material Accounting Policy No.2.19 on Stripping Activity is deficient to that extent.</p>
	<p><b>Site Restoration / Mine Closure (Note-9.1.3): ₹57,96.10 million</b></p> <p>Paragraph 112(c) of IND AS-01 on Presentation of Financial Statements states that an entity has to provide information that is not presented elsewhere in the financial statements but is relevant to an understanding of any of them. Paragraph 15 further states that additional disclosure, when necessary, is presumed to result in financial statements that present a true and fair view. Ministry of Coal (MoC) issued guidelines in May 2020 enhancing Mine Closure Rate (MCR) from ₹ 0.60 million per hectare to ₹ 0.90 million per hectare in case of open cast and from 0.10 million per hectare to 0.15 million per hectare in case of underground mine with effect from 01 April 2019. Thereafter, Coal Controller Organization directed (September 2022) all subsidiaries of Coal India Limited (CIL) to revise the mine-wise annual closure cost schedule with respect to the guidelines issued in May 2020 by MoC and execute the amended Escrow Agreement at the earliest. Accordingly, based on the new guidelines, BCCL revised 18 Escrow Agreements out of total 49 Escrow Agreements as on 31st March 2024. However, remaining 31 nos. of Escrow Agreements could not be revised / updated as on 31 March 2024. The above facts needed to be suitably disclosed in the financial statements.</p> <p>Non-disclosure of facts which are integral to the understanding of users of Financial Statements in taking informed decisions resulted in deficiency in disclosure requirements.</p>
<b>Fiscal 2023</b>	<p>Statement of Profit and Loss Account Stripping activity adjustment ₹ 7,013.00 million</p> <p>The above includes ₹ 734.40 million towards Stripping Activity Adjustment of Bastacolla Project of BCCL. While arriving at Cost Per Cum Of Over Burden Removal, for Computing Stripping Activity Adjustment, BCCL has not considered cost of explosive and undercharged cost of overhead. considering, correct cost per cum of over burden removal based on cost of explosive and actual overheads, stripping activity adjustment amounting to ₹ 934.70 million should have been charged in the statement of profit &amp; loss.</p> <p>This has resulted in Understatement of Stripping Activity Adjustment and over statement of Profit to the tune of ₹200.30 million</p>
	<p>Current Asset: Other current Assets (Note 11)</p> <p>Input Tax Credit Receivable: ₹13,232.90 million</p> <p>As per the Ind AS-01, an entity has to provide information that is not presented elsewhere in the financial statements but is relevant to an understanding of any of them. It further states that an entity has to disclose information about the assumptions which it makes about the future, and other major sources of estimation uncertainty at the end of the reporting period, that have</p>

	<p>a significant risk of resulting in a material adjustment to the carrying amounts of assets and liabilities within the next financial year.</p> <p>Ministry of Finance, Government of India, vide Notification No. 5/20 17-Central Tax (Rate) dated 28 June 2017, notified the description of goods, in respect of which no refund of unutilized input tax credit shall be allowed, where the credit has accumulated on account of rate of tax on inputs being higher than the rate of tax on the output supplies of such goods. 'Coal' was not figuring in the above list.</p> <p>Unutilized input tax credit can be allowed as refund in accordance with the provisions of section 54(3) of the CGST Act 2017 where credit has accumulated on account of rate of tax on inputs being higher than the rate of taxes on output supplies except where goods or services has been notified by the Government on the recommendations of the Council. Further, for utilization of the Input Tax Credit, no timeline is prescribed.</p> <p>Ministry of Finance, Government of India, vide Notification No. 09/2017-Central Tax (Rate) dated 13 July 2022 made the amendments in the above notification No. 5/2017-Central Tax (Rate) and inserted Coal, on which no refund of unutilized input tax credit was to be allowed.</p> <p>BCCL has shown Recoverable for Input Tax Credit amounting to ₹ 13,232.90 million of which ₹10,983.10 million pertain to the period prior to the notification of July 2022 and the balance ₹2,249.80 million pertains to the period after the notification of July 2022, on which BCCL is not eligible for claiming refund.</p> <p>Rate of GST on output i.e. sale of coal is 5 per cent while inputs are taxed at 18 per cent, thereby resulting in accumulation of receivable for Input Tax Credit. BCCL has applied for the refund amounting to ₹ 1,339.30 million for the year 2017- 18. However, the same has been rejected by the Tax Authorities citing non availability of supporting invoices/ documents and it was also advised to submit fresh claim with proper documents. No further claim for refund was filed by BCCL. Though, no timeline has been prescribed under the GST Act for utilisation of Input Tax Credit, it is worth noting that due to significant difference in Rate of input and output tax, BCCL is unable to adjust the tax credit for previous years and tax credit is increasing with time. Further, matter of refund/ accumulation of Input Tax Credit has not been taken up by BCCL with Higher Authorities.</p> <p>Neither BCCL nor Statutory Auditors in his Report, has disclosed the above-mentioned facts and their explanations to carry forward the Input Tax Credit and above stated facts in the Financial Statements/ Report of Auditors, which is in violation of Ind AS- 01.</p> <p>Non-disclosure of facts which are integral to the understanding of the users of financial Statements in taking informed decisions resulted in deficiency in disclosure requirements.</p>
	<p>Additional Notes to Accounts (Note 38)</p> <p>Ref. to Note no. (4) (f) (i) &amp; (ii)</p> <p>As per the Ind AS-01, an entity had to provide information that is not presented elsewhere in the financial statements but is relevant to an understanding of any of them, it further stipulates that additional disclosure, when necessary, is presumed to result in financial statements that present a true and fair view.</p> <p>The Contract for development and extraction of coal from Kapuria Block was cancelled by BCCL (January 2021) and the issue was placed before Hon'ble Delhi High Court. The Hon'ble high Court ordered (January 2021) for encashment of four bank guarantees (BG) amounting ₹539.80 million and transfer the encashed amount in the account of the Registrar General of the Court. BCCL has made the following deficient disclosures in notes to Financial Statements:</p> <p>Though only two bank guarantees amounting to ₹347.90 million have been encashed, BCCL wrongly disclosed that three bank guarantees amounting to ₹412.00 million have been encashed.</p>

	<p>Advance of ₹377.60 million against the BGs is wrongly disclosed as ₹382.30 million.</p> <p>Though, the legal case is presently under trial at Hon'ble Delhi High Court, it was wrongly mentioned that the case is under trail at International Criminal Court.</p> <p>It was disclosed that cost of Detailed Project Report ₹65.00 million of the above contractual work would be adjusted with Performance BG after Court Decision. However, facts remain that, there is no Performance BG available with BCCL.</p> <p>Apart from above, Securities received from suppliers/contractors/customers as Bank Guarantees amounting to ₹7,164.70 million were wrongly disclosed as ₹4,899.00 million under the Notes.</p> <p>Thus, the above additional disclosures under Note 38 are deficient to the above extent.</p>
--	---

There is no assurance that the CAG audit for any future fiscal periods will not contain such comments or any other qualifications for such future fiscal periods. Investors should consider these remarks in evaluating our results of operations and financial condition. Any such qualifications in the CAG's report on our financial statements in the future could adversely affect the trading price of our Equity Shares.

**55. Our Statutory Auditors have included certain emphasis of matters and other matters in their audit report for the audited financial statements for Fiscal 2025, 2024 and 2023.**

While our Statutory Auditors have not included any emphasis of matter and other matter in their audit report for the six months ended September 30, 2025 and 2024, our Statutory Auditors have included the following emphasis of matter and other matters in their audit report for the audited financial statements for the year ended March 31, 2025:

*“Emphasis of Matter –*

*We draw attention to the following notes/matters to the Financial Statements:*

*(a) Balances under trade receivables, trade payables, loans & advances and other current assets/liabilities as on the Balance Sheet date, have not been confirmed as yet and reconciliation with respective ledger balances are pending, the consequential impact thereof, if any in the financial statements, are not ascertainable (Refer Note No. 4.3, 8.3, 4.2).*

*(b) The accumulated amount of input tax credit of ₹17,507.80 million, represents the GST paid on input materials/services that can be utilized against the GST on output. GST liability on coal sales is 5% whereas the inputs are being taxed at 18% and GST Input tax credit getting accumulated at 13%. This accumulation has occurred due to inverted tax structure. Utilization of accumulated ITC which has been availed in compliance with various GST provisions can be utilized in the future without any time limit. The amount is not refundable in terms of notifications issued in this respect and is therefore available only for utilization against output tax in future. Consequential impact and adjustments thereof and pending determination of amount as such cannot be commented upon by us (Refer Note No. 6.2).*

*Our opinion is not modified in respect of the above matters.”*

*Other Matters -*

*“1. We did not audit the standalone financial statements/information of 15 areas/ units included in the financial statements of the Company whose financial statements / financial information reflect total assets of ₹ 123,314.10 million as at 31st March 2025 and total income of ₹178,283.60 million for the year ended on that date, as considered in the financial statements. The financial statements/ information of these area / unit has been audited by the area / unit auditors whose reports have been furnished to us, and our opinion in so far as it relates to the*

*amounts and disclosures included in respect of these area / units, is based solely on the report of such area / unit auditors.*

*Our opinion is not modified in respect of this matter.”*

Our Statutory Auditors have included the following emphasis of matter and other matters in their audit report for the audited financial statements for the year ended March 31, 2024:

*“Emphasis of Matters –*

*“We draw attention to the following: Pending confirmation/ reconciliation of certain balances under Trade Receivables, the consequential impact thereof, if any on the financial statements are not ascertainable.*

*Our opinion is not modified in respect of the above matters.”*

*Other Matters -*

*“We did not audit the standalone financial statements/information of 15 area/ units included in the financial statements of the Company whose financial statements / financial information reflect total assets of ₹111,522.90 million as at 31 March, 2024 and total income of ₹175,949.90 million for the year ended on that date, as considered in the financial statements. The financial statements/ information of these area / unit have been audited by the area / unit auditors whose reports have been furnished to us, and our opinion in so far as it relates to the amounts and disclosures included in respect of these area / units, is based solely on the report of such area / unit auditors.”*

Our Statutory Auditors have included the following emphasis of matter and other matters in their audit report for the audited financial statements for the year ended March 31, 2023:

*“Emphasis of Matters –*

*“We draw attention to the following: Pending confirmation/ reconciliation of certain balances under Trade Receivables, the consequential impact thereof, if any on the financial statements are not ascertainable.*

*Our opinion is not modified in respect of the above matters.”*

*Other Matters -*

*“We did not audit the Standalone financial statements/information of 17 area/ units included in the financial statements of the Company whose financial statements / financial information reflect total assets of ₹ 57,638.60 million as at 31st March, 2023 and total income of ₹ 135,761.70 million for the year ended on that date, as considered in the financial statements. The financial statements/ information of these area / unit have been audited by the area / unit auditors whose reports have been furnished to us, and our opinion in so far as it relates to the amounts and disclosures included in respect of these area / units, is based solely on the report of such area / unit auditors.*

*Our opinion is not modified in respect of this matter”*

We cannot assure you that any similar emphasis of matters, will not form part of our financial statements for the future fiscal periods, which could subject us to additional liabilities due to which our reputation, results of operations, financial condition and cash flows may be adversely affected.

**56. Any delay in payment of statutory dues by us in future, may result in the imposition of penalties and in turn may have an adverse effect on our business, financial condition, results of operation and cash flows.**

We are required to pay certain statutory dues including provident fund contributions, employee state insurance contributions (“ESIC”), professional taxes, labour welfare fund, goods and services tax (“GST”), tax deducted at source (“TDS”), tax collected at source (“TCS”) and income tax. While there have not been any delays in payment of our statutory dues in the six months ended September 30, 2025 and the past three Fiscals, we cannot assure you that we will not be subject to such penalties and fines in the future for delays in payment of statutory dues, which may have an adverse impact on our business, results of operations, financial condition and cash flows.

**57. Any negative publicity relating to ‘Coal India Limited’ brand could adversely affect our business prospects and financial performance.**

Our Company is a wholly owned subsidiary of our Corporate Promoter, Coal India Limited (“CIL”). Our revenue, results of operation, business and prospects are, to a certain extent, dependent on the strength of Coal India Limited’s brand. Coal India Limited’s reputation may be damaged by adverse publicity, negative campaigns or movements targeting their brands, customer’s dissatisfaction over their products/services, allegations of misconduct of negligence, accident at their facilities, or other events. Negative publicity or reputational damage can alter client perception, potentially leading to a loss of trust and a decline in sales. Additionally, reputational issues could influence the attitude of market regulators, possibly resulting in stricter scrutiny and regulatory challenges. Any adverse publicity, even if unfounded could in the future have an adverse effect on our financial position and reputation. Further, any decrease or adverse movement in credit ratings of Coal India Limited may also affect our business and financial position and reputation. A tarnished brand reputation can affect our ability to secure new contracts and partnerships, thereby impacting our overall business operations. If Coal India Limited is unable to maintain their brand name and their reputation, or there is reputational harm to other Coal India Limited subsidiaries, our business, results of operations, financial condition and cash flows could be adversely affected. The combined effect of lost business opportunities, increased regulatory scrutiny, and diminished customer trust could adversely affect our business, results of operations, financial condition and cash flows.

**58. *We are susceptible to inherent risks associated with coal bed methane (“CBM”) projects, which may have an adverse impact on our business, results of operations, financial conditions and cash flows.***

As part of our strategic initiatives, we are exploring opportunities to diversify into the development and production of CBM. For further details, see “Our Business – Strategies - Explore opportunities in coal bed methane projects to harness untapped energy resources” on page 229. While these ventures present potential growth opportunities, they also introduce several inherent risks that could impact our operations and financial performance. The extraction and production of CBM involves complex technical processes and require specialized expertise and infrastructure. We may face challenges in effectively managing these operations, particularly in the initial stages of development. Technical difficulties, such as geological uncertainties, drilling risks, and production inefficiencies, could lead to delays, increased costs, and lower-than-expected production levels. Failure to meet regulatory requirements could result in fines, operational restrictions, or even suspension of operations. Additionally, environmental concerns, such as potential impacts on groundwater and ecosystems, may attract public scrutiny and opposition, further complicating our efforts. The market for CBM is influenced by various factors, including fluctuations in natural gas prices, competition from other energy sources, and changes in demand patterns. These market dynamics could affect the profitability and viability of our CBM projects. We may face challenges in balancing our existing coal mining operations with the demands of our CBM initiatives. Any misalignment in our strategic approach or execution could lead to suboptimal outcomes and negatively impact our overall business performance, adversely impacting our business, results of operations, financial conditions and cash flows.

**59. *We have entered into related party transactions in the past and may continue to do so in the future. Such future related party transactions may potentially involve conflicts of interest.***

We have entered into transactions with related parties in the past and from, time to time, we may enter into related party transactions in the future. All such transactions have been conducted on an arm’s length basis, in accordance with the Companies Act and other applicable regulations pertaining to the evaluation and approval of such transactions and all related party transactions that we may enter into post-listing, will be subject to Board or Shareholder approval, as necessary under the Companies Act, the SEBI Listing Regulations and other application laws. It is likely that we may enter into additional related party transactions in the future. Such future related party transactions may potentially involve conflicts of interest. The table below sets forth details of the arithmetic aggregated absolute total of our related party transactions and the percentage of such related party transactions to our revenue from operations in the periods/years indicated:

Particulars	Six months period ended September 30, 2025	Six months period ended September 30, 2024	Fiscal 2025	Fiscal 2024	Fiscal 2023
Total related party transactions (in ₹ million)	9,005.20	1,148.90	2,010.50	1,481.50	1,682.70
Revenue from operations (in ₹ million)	56,590.20	68,461.90	138,025.50	142,458.60	126,240.60
Total of our related party transactions as a percentage of revenue from operations (%)	15.91%	1.68%	1.46%	1.04%	1.33%



For further information on our related party transactions, see “*Summary of the Offer Document – Summary of Related Party Transactions*” on page 29.

**60. *We will not receive any proceeds from the Offer for Sale.***

The Offer consists of an Offer for Sale by the Promoter Selling Shareholder. The Promoter Selling Shareholder, shall be entitled to the net proceeds from the Offer for Sale, which comprise proceeds from the Offer for Sale net of Offer expenses for the share of the Offer for Sale, and our Company will not receive any proceeds from the Offer for Sale. For further information, see “*The Offer*” and “*Objects of the Offer*” on pages 85 and 120, respectively.

**61. *Our financing arrangement consist of certain restrictive covenant. Such restrictive covenants may restrict our ability to raise funds.***

Our financing arrangement with our lenders include certain restrictive covenants including covenants like restriction on change in general nature of business, change in ownership, control and management, amendment to constitutional documents, etc. In case, our Company makes any default in such provision it may impact our ability to raise funds. While we have not faced any such situation in the six months period ended September 30, 2025 and the last three Fiscals, we cannot assure you that such instances will not occur in future.

**62. *Our ability to pay dividends in the future will depend upon our future earnings, financial condition, cash flows, working capital requirements and capital expenditures and the terms of our financing arrangements.***

Pursuant to office memorandum dated November 18, 2024, from the Department of Investment and Public Asset Management (“DIPAM”) regarding dividend declaration and capital restructuring of Central Public Sector Enterprises (“CPSEs”), each profitable CPSE must pay a minimum annual dividend of 30% of profit after tax (PAT) or 4% of net worth, whichever is higher, subject to legal provisions, unless exempted. Further, as on the date of this Red Herring Prospectus, our Company has arrears of Dividend due to Coal India Limited on erstwhile 5% Non-Convertible Cumulative Redeemable Preference Shares. The arrears of ₹444.33 million (out of the total arrears of ₹ 8,886.50 million) due to Coal India Limited was recommended by our Board and paid by our Company on August 05, 2024 pursuant to the approval of our Shareholders at the annual general meeting held on August 01, 2024. The TDS of ₹ 10.00 million was deducted thereon and the net amount was remitted to Coal India Limited through RTGS. The remaining arrears of dividend amounting to ₹ 8,442.17 million, was recommended by the Board of Directors of the Company in its 421<sup>st</sup> meeting held on April 23, 2025, and approved by the shareholders of the Company in the Annual General Meeting for Fiscal 2025 held on July 25, 2025. The amount of ₹ 8,442.17 million after deduction of TDS of ₹ 224.22 million was paid on July 28, 2025.

Our Company’s ability to pay dividends in the future will depend upon our future results of operations, financial condition, profit after tax available for distribution, cash flows, sufficient profitability, working capital requirements and capital expenditure requirements. We cannot assure you that we will generate sufficient revenues to cover our operating expenses and, as such, pay dividends to our Company’s shareholders in future consistent with our past practices, or at all. For information pertaining to dividend policy, see “*Dividend Policy*” on page 298.

**63. *Certain sections of this Red Herring Prospectus disclose information from the CRISIL Report which is a paid report and commissioned and paid for exclusively in connection with the Offer and any reliance on such information for making an investment decision in the Offer is subject to inherent risks.***

We have availed the services of an independent consulting company, CRISIL Limited (“CRISIL”), appointed pursuant to an engagement letter dated January 19, 2025 to prepare an industry report titled “*Report on Indian Coking Coal Industry*” dated November, 2025, (“CRISIL Report”) for purposes of inclusion of such information in this Red Herring Prospectus to understand the industry in which we operate. The CRISIL Report has been commissioned exclusively in connection with the Offer for a fee. The CRISIL Report is available on the website of our Company at [www.bclweb.in](http://www.bclweb.in). Our Company, our Promoters, our Directors, and our Key Managerial Personnel and Senior Management Personnel are not related to CRISIL. This CRISIL Report is subject to various limitations and based upon certain assumptions that are subjective in nature. Further the commissioned report is not a recommendation to invest or divest in our Company. Prospective investors are advised not to unduly rely on the commissioned report or extracts thereof as included in this Red Herring Prospectus, when making their investment decisions.

**64. *Internal or external fraud or misconduct by our employees could adversely affect our reputation and our results of operations.***

We may be subject to instances of fraud, misappropriation, unauthorised acts and misconduct by our representatives and employees which may go unnoticed for certain periods of time before corrective action is taken. Fraudulent and unauthorised conduct by our employees could also bind us to transactions that exceed the scope of authorisation and present significant risks to us. As a result, we may be subject to regulatory sanctions, brand and reputational damage or financial harm. It is not always possible to deter fraud or misconduct by employees and the precautions we take and the systems we have put in place to prevent and deter such activities may not be effective in all cases. Further, we employ third parties for certain operations and accordingly, we are exposed to the risk of theft and embezzlement. In addition, we may be subject to regulatory or other proceedings in connection with such acts by our employees, which could adversely affect our goodwill. We have, in the past, faced certain instances of fraud which involved (i) alleged demand of ₹25,000/- as illegal gratification by Dhiraj Nishad, Clerk, Bastacolla Colliery from Shri Arbind Kumar Singh, S/O Shri Sheo Kumar Singh; (ii) alleged demand & acceptance of illegal gratification of ₹20,000/- from Shri Jagdish Saw Dumper operator under Lodna Area for issuing No-Dues Certificate; (iii) alleged irregularities in the remittance of PF and Pension contribution at Central Hospital Dhanbad; (iv) irregular deployment of holiday to the drivers of water tankers and persons of auto department at Kustore colliery in PB Area even if water tanker remains broken down; (v) alleged acquisition of asset disproportionate to known sources of income by Shri Ratnakar Mallik, Area Personnel Manage. Block-II Area of BCCL; (vi) Alleged corrupt practices by the officials of Katras Area; (vii) alleged irregularities in issuance of NOC to retired employee without handing over his allotted Company's quarter; (viii) alleged irregularities in committed by Dr. S.S. Kumar while posted as Area Medical Officer, Govindpur Area (ix) Irregularities in arbitrary cancellation of BC and FC in a tender of Lodna Area even after recommendation of tender committee member to award the work in favour of L-1 tenderer; (x) Irregularities in handover and takeover of BCCL's quarter at EJ Area; (xi) Irregularities in work of Coal Transportation from various coal dump of Kuya OCP to CK Siding through feeder breaker during the period January 2021 to May 2021 by the three private coal transporters; (xii) Alleged violation of terms and conditions of the contract and non-deposition of correct amount of EPF; and (xiii) the CBI has filed FIRs against certain employees in the past for alleged wrongdoings. Further, certain of the tenders issued by our Company are currently under inspection for deviation beyond the limit in the contracts. In all these cases, appropriate cases have been registered with the relevant authorities for further investigation and necessary action. Even if we identify instances of fraud, misappropriation, unauthorised acts and misconduct by our representatives and employees and pursue legal recourse or file claims, we cannot assure you that we will recover any amounts lost through such instances of fraud, misappropriation, unauthorised acts and misconduct by our representatives and employees. Such instances may also arise in the future, and could adversely affect our business, results of operations, financial condition and cash flows.

**65. *Failures in internal control systems could cause operational errors which may have an adverse effect on our reputation, business, results of operations, financial condition and cash flows.***

We are responsible for establishing and maintaining adequate internal control measures commensurate with the size and complexity of operations. Our internal audit functions make an evaluation of the adequacy and effectiveness of internal systems on an ongoing basis so that our operations adhere to our policies, compliance requirements and internal guidelines. We periodically test and update our internal processes and systems and there have been no instances of failure to maintain effective internal controls and compliance system in the six months period ended September 30, 2025 and the last three Fiscals. However, we are exposed to operational risks arising from the potential inadequacy or failure of internal processes or systems, and our actions may not be sufficient to ensure effective internal checks and balances in all circumstances.

We take reasonable steps to maintain appropriate procedures for compliance and disclosure and to maintain effective internal controls over our financial reporting so that we produce reliable financial reports and prevent financial fraud. As risks evolve and develop, internal controls must be reviewed on an ongoing basis. Maintaining such internal controls requires human diligence and compliance and is therefore subject to lapses in judgment and failures that result from human error. Any lapses in judgment or failures that result from human error can affect the accuracy of our financial reporting, resulting in a loss of investor confidence and a decline in the price of our equity shares.

**66. *We have included in this Red Herring Prospectus certain non-GAAP financial measures and certain other industry measures related to our operations and financial performance. These non-GAAP measures and industry measures may vary from any standard methodology that is applicable across the industry, and therefore may not be comparable with financial or industry related statistical information of similar nomenclature computed and presented by other companies.***

Certain non-GAAP financial measures and certain other industry measures relating to our operations and financial performance such as EBITDA, EBITDA Margin, PAT Margin, Return on Average Capital Employed, Return on Net Worth, Current Ratio and Net Asset Value per Equity Share have been included in this Red Herring Prospectus. We compute and disclose such non-GAAP financial measures and such other industry related statistical information relating to our operations and financial performance as we consider such information to be useful measures of our business and financial performance, and because such measures are frequently used by securities analysts, investors and others to evaluate the operational performance of the industry, many of which provide such non-GAAP financial measures and other industry related statistical and operational information. Such supplemental financial and operational information is therefore of limited utility as an analytical tool, and investors are cautioned against considering such information either in isolation or as a substitute for an analysis of our audited financial statements as reported under applicable accounting standards disclosed elsewhere in this Red Herring Prospectus. These non-GAAP financial measures and such other industry related statistical and other information relating to our operations and financial performance may not be computed on the basis of any standard methodology that is applicable across the industry and therefore may not be comparable to financial measures and industry related statistical information of similar nomenclature that may be computed and presented by other companies. For further information, see “*Management’s Discussion and Analysis of Financial Condition and Results of Operations – Non-GAAP Measures*” on page 443.

**67. *We do not have title deeds and documents for some of our immovable properties including our Registered And Corporate Office as a result of which our operations may be impaired.***

We possess immovable properties at various locations for the purpose of our business, held either on a freehold or a leasehold basis. We acquired most of our land under the Coking Coal Mines. (Nationalisation) Act, 1972 and Coal Mines (Nationalisation) Act, 1973. Certain of our properties have also been acquired through processes instituted under the Land Acquisition Act, Coal Bearing Areas (Acquisition and Development) Act. However, some of our immovable properties have certain irregularities in title such as pending mutations, lease deeds and documents not being traceable. For instance, the title deed for our Registered and Corporate Office is not traceable and we cannot assure you that such title deed has been duly executed. Although we have enjoyed uninterrupted and peaceful possession of the property, we may not be able to establish a good and marketable title to it. Moreover, our inability to identify defects or irregularities of title, and any inability to correct any such defects or irregularities of title may have further adverse effect on our title to the property, which may in turn adversely affect our business and cash flows.

**External Risk Factors**

**68. *Changing laws, rules and regulations and legal uncertainties, including adverse application of tax laws, may adversely affect our business, prospects and results of operations.***

The regulatory and policy environment in which we operate are evolving and are subject to change. The Government of India may implement new laws or other regulations and policies that could affect our business in general, which could lead to new compliance requirements, including requiring us to obtain approvals and licenses from the Government and other regulatory bodies, or impose onerous requirements.

For instance, the Government has recently notified the provisions of (a) the Code on Wages, 2019 (“Wages Code”); (b) the Code on Social Security, 2020 (“Social Security Code”); (c) the Occupational Safety, Health and Working Conditions Code, 2020; and (d) the Industrial Relations Code, 2020, which consolidate, subsume and replace numerous existing central labour legislations. We are yet to determine the impact of all or some such laws on our business and operations, which could restrict our ability to grow our business in the future. For example, the Social Security Code aims to provide uniformity in providing social security benefits to employees, which were previously segregated under different acts and had different applicability and coverage. The Social Security Code has introduced the concept of workers outside traditional employer-employee work-arrangements (including online and digital platforms), such as ‘gig workers’ and ‘platform workers’ and provides for the mandatory registration of such workers in order to enable these workers to avail benefits of, among others, life and disability cover, health and maternity benefits and old age protection, under schemes framed under the Social Security Code from time to time. The Social Security Code also provides that such schemes could, among other things, be partly funded by contributions from online platforms. Further, the Wages Code limits the amounts that could be excluded from being accounted toward employment benefits (such as gratuity and maternity benefits) to a maximum of 50% of the wages payable to employees. The implementation of such laws have the ability to increase our employee and labour costs, thereby adversely affecting our results of operations and cash flows.

Further, pursuant to the Finance Act, 2025, the Government of India has implemented changes to India's taxation framework, including raising the tax exemption threshold to ₹ 1.20 million annually and recalibrating tax slabs, with the maximum rate of 30.00% applying to incomes of ₹ 2.40 million and above. We have not fully determined the impact of these recent laws and regulations on our business. There is no certainty on the impact of the Finance Bill, 2025 on tax laws or other regulations, which may adversely affect the Company's business, financial condition and results of operations or on the industry in which we operate. Investors are advised to consult their own tax advisors and to carefully consider the potential tax consequences of owning, investing or trading in our Equity Shares. Uncertainty in the applicability, interpretation or implementation of any amendment to, or change in, governing law, regulation or policy, including by reason of an absence, or a limited body, of administrative or judicial precedent, may be time consuming as well as costly for us to resolve and may affect the viability of our current business or restrict our ability to grow our business in the future.

We could incur increased costs and other burdens relating to compliance with such new requirements, which could also require significant management time and other resources, and any failure to comply adversely affect our business, results of operations and prospects.

Uncertainty in the applicability, interpretation or implementation of any amendment to, or change in, governing law, regulation or policy, including by reason of an absence, or a limited body, of administrative or judicial precedent may be time consuming as well as costly for us to resolve and may impact the viability of our current businesses or restrict our ability to grow our businesses in the future. For instance, the Supreme Court of India has in a decision clarified the components of basic wages which need to be considered by companies while making provident fund payments, which resulted in an increase in the provident fund payments to be made by companies. Any such decisions in future or any further changes in interpretation of laws may have an impact on our results of operations.

**69. *Natural or man-made disasters, fires, epidemics, pandemics, acts of war, terrorist attacks, civil unrest and other events could materially and adversely affect our business.***

The occurrence of natural disasters, including cyclones, storms, floods, earthquakes, tsunamis, tornadoes, fires, explosions, pandemic disease and man-made disasters, including acts of terrorism and military actions, could adversely affect our results of operations, financial condition or cash flows. Terrorist attacks and other acts of violence or war may adversely affect the Indian securities markets. In addition, any deterioration in international relations, especially between India and its neighbouring countries, may result in investor concern regarding regional stability which could adversely affect the price of the Equity Shares. In addition, India has witnessed local civil disturbances in recent years and it is possible that future civil unrest as well as other adverse social, economic or political events in India could have an adverse effect on our business. Such incidents could also create a greater perception that investment in Indian companies involves a higher degree of risk and could have an adverse effect on our business and the market price of the Equity Shares.

**70. *A downgrade in ratings of India and other jurisdictions we operate in may affect the trading price of the Equity Shares.***

Our access to the debt capital markets depend significantly on the sovereign credit ratings of India. Any further adverse revisions to credit ratings for India and other jurisdictions we operate in by international rating agencies may adversely impact our ability to raise additional financing. This could have an adverse effect on our ability to fund our growth on favourable terms and consequently adversely affect our business and financial performance and the price of the Equity Shares.

**71. *Political, economic or other factors that are beyond our control may have an adverse effect on our business and results of operations.***

We are dependent on domestic, regional and global economic and market conditions. Our performance, growth and market price of our Equity Shares are and will be dependent to a large extent on the health of the economy in which we operate. There have been periods of slowdown in the economic growth of India. Demand for our products may be adversely affected by an economic downturn in domestic, regional and global economies. Economic growth in the countries in which we operate is affected by various factors including domestic consumption and savings, balance of trade movements, namely export demand and movements in key imports (oil and oil products), global economic uncertainty and liquidity crisis, volatility in exchange currency rates, and annual rainfall which affects agricultural production. Consequently, any future slowdown in the Indian economy could harm our business, results of operations, financial condition and cash flows. Additionally, tariffs can significantly impact business operations by increasing the cost of imported materials, leading to higher production

costs and reduced profit margins. The uncertainty surrounding potential changes in trade policies can create financial instability and affect long-term planning. Also, a change in the government or a change in the economic and deregulation policies could adversely affect economic conditions prevalent in the areas in which we operate in general and our business in particular and high rates of inflation in India could increase our costs without proportionately increasing our revenues, and as such decrease our operating margins.

**72. *Significant differences exist between Ind AS and other accounting principles, such as U.S. GAAP and IFRS, which investors may be more familiar with and may consider material to their assessment of our financial condition.***

The Restated Financial Information is prepared in accordance with Ind AS and restated in accordance with requirements of Section 26 of Part I of Chapter III of the Companies Act, 2013 (as amended), the SEBI ICDR Regulations (as amended) and the Guidance Note on “Reports in Company Prospectuses (Revised 2019)” issued by the ICAI. Ind AS differs in certain significant respects from Indian GAAP, IFRS, U.S. GAAP and other accounting principles with which prospective investors may be familiar in other countries. We have not attempted to quantify their impact of US GAAP or IFRS on the financial data included in this Red Herring Prospectus nor do we provide a reconciliation of our financial statements to those of US GAAP or IFRS. US GAAP and IFRS differ in significant respects from Ind AS. Prospective investors should review the accounting policies applied in the preparation of our financial statements, and consult their own professional advisers for an understanding of the differences between these accounting principles and those with which they may be more familiar. Any reliance by persons not familiar with Indian accounting practices on the financial disclosures presented in this Red Herring Prospectus should be limited accordingly.

**73. *We may be affected by competition laws in India, the adverse application or interpretation of which could adversely affect our business.***

The Competition Act, 2002, of India, as amended (“**Competition Act**”), regulates practices having an appreciable adverse effect on competition in the relevant market in India (“**AAEC**”). Under the Competition Act, any formal or informal arrangement, understanding or action in concert, which causes or is likely to cause an AAEC is considered void and may result in the imposition of substantial penalties. Further, any agreement among competitors which directly or indirectly involves the determination of purchase or sale prices, limits or controls production, supply, markets, technical development, investment or the provision of services or shares the market or source of production or provision of services in any manner, including by way of allocation of geographical area or number of consumers in the relevant market or directly or indirectly results in bid-rigging or collusive bidding is presumed to have an AAEC and is considered void. The Competition Act also prohibits abuse of a dominant position by any enterprise. If it is proved that the contravention committed by a company took place with the consent or connivance or is attributable to any neglect on the part of, any director, manager, secretary or other officer of such company, that person shall be also guilty of the contravention and may be punished. On March 4, 2011, the Government notified and brought into force the combination regulation (merger control) provisions under the Competition Act with effect from June 1, 2011. These provisions require acquisitions of shares, voting rights, assets or control or mergers or amalgamations that cross the prescribed asset and turnover based thresholds to be mandatorily notified to and pre-approved by the Competition Commission of India (the “CCI”). Additionally, on May 11, 2011, the CCI issued Competition Commission of India (Procedure for Transaction of Business Relating to Combinations) Regulations, 2011, as amended, which sets out the mechanism for implementation of the merger control regime in India.

Further, the Competition Commission of India (“CCI”) has extra-territorial powers and can investigate any agreements, abusive conduct or combination occurring outside India if such agreement, conduct or combination has an AAEC in India. However, the impact of the provisions of the Competition Act on the agreements entered into by us cannot be predicted with certainty at this stage. In the event we pursue an acquisition in the future, we may be affected, directly or indirectly, by the application or interpretation of any provision of the Competition Act, or any enforcement proceedings initiated by the CCI, or any adverse publicity that may be generated due to scrutiny or prosecution by the CCI or if any prohibition or substantial penalties are levied under the Competition Act, it would adversely affect our business, results of operations, cash flows and prospects. The manner in which the Competition Act and the CCI affect the business environment in India may also adversely affect our business, financial condition, cash flows and results of operations.

The Competition (Amendment) Act, 2023 (“**Competition Amendment Act**”) was recently notified. The Competition Amendment Act amends the Competition Act and give the CCI additional powers to prevent practices that harm competition and the interests of consumers. The Competition Amendment Act, *inter alia*, modifies the scope of certain factors used to determine AAEC, reduces the overall time limit for the assessment

of combinations by the CCI from 210 days to 150 days and empowers the CCI to impose penalties based on the global turnover of entities, for anti-competitive agreements and abuse of dominant position. The Competition Amendment Act also proposed amendments such as introduction of deal value thresholds for assessing whether a merger or acquisition qualifies as a “combination,” expedited merger review timelines, codification of the lowest standard of “control” and enhanced penalties for failing to provide material information.

If we pursue acquisition transactions in the future, we may be affected, directly or indirectly, by the application or interpretation of any provision of the Competition Act, any enforcement proceedings initiated by the CCI, any adverse publicity that may be generated due to scrutiny or prosecution by the CCI, any adverse publicity that may be generated due to scrutiny or prosecution by the CCI, or any prohibition or substantial penalties levied under the Competition Act, which would adversely affect our business, results of our operations, cash flows and prospects.

**74. *We are subject to anti-bribery and anti-corruption laws, violation of which may subject our Company and/or our Corporate Promoter to governmental inquiries and/or investigations, which if material and adverse in nature, could adversely affect our business, results of operations and financial condition in future periods and our reputation.***

We have operations and projects, in India. Those operations and projects often involve interactions with governmental authorities and officials at the Indian federal, state and local level. We are subject to anti-corruption and anti-bribery laws in India that prohibit improper payments or offers of improper payments to governments and their officials and political parties for the purpose of obtaining or retaining business or securing an improper advantage and require the maintenance of internal controls to prevent such payments. Although, we maintain an anti-bribery compliance program and train our employees in respect of such matters, our employees might take actions that could expose us to liability under anti-bribery laws. In certain circumstances, we may be held liable for actions taken by our partners and agents, even though they are not always subject to our control. Any violation of anti-corruption laws against us or our Corporate Promoter could result in penalties, both financial and non-financial, that could have a material adverse effect on our business, results of operations and financial condition in future periods and reputation.

**75. *The Indian tax regime has undergone substantial changes which could adversely affect our business and the trading price of the Equity Shares.***

Any change in Indian tax laws could have an effect on our operations. The GoI has implemented two major reforms in Indian tax laws, namely the Goods and Services Tax (“GST”), and provisions relating to general anti-avoidance rules (“GAAR”). The indirect tax regime in India has undergone a complete overhaul. The indirect taxes on goods and services, such as central excise duty, service tax, central sales tax, state value added tax, surcharge and excise have been replaced by GST with effect from July 1, 2017. The GST regime continues to be subject to amendments and its interpretation by the relevant regulatory authorities is constantly evolving. GAAR became effective from April 1, 2017. The tax consequences of the GAAR provisions being applied to an arrangement may result in, among others, a denial of tax benefit to us and our business. In the absence of any substantial precedents on the subject, the application of these provisions is subjective. If the GAAR provisions are made applicable to us, it may have an adverse tax impact on us. Further, if the tax costs associated with certain of our transactions are greater than anticipated because of a particular tax risk materializing on account of new tax regulations and policies, it could affect our profitability from such transactions.

Earlier, distribution of dividends by a domestic company was subject to Dividend Distribution Tax (“DDT”), in the hands of the company at an effective rate of 20.56% (inclusive of applicable surcharge and cess). Such dividends were generally exempt from tax in the hands of the shareholders. However, the GoI has amended the Income-tax Act, 1961 (“IT Act”) to abolish the DDT regime. Accordingly, any dividend distribution by a domestic company is subject to tax in the hands of the investor at the applicable rate. Additionally, the Company is required to withhold tax on such dividends distributed at the applicable rate.

Further, pursuant to the Finance Act, 2025, the Government of India has implemented changes to India's taxation framework, including raising the tax exemption threshold to ₹ 1.2 million annually and recalibrating tax slabs, with the maximum rate of 30% applying to incomes of ₹ 2.4 million and above. We have not fully determined the impact of these recent laws and regulations on our business. There is no certainty on the impact of the Finance Bill, 2025 on tax laws or other regulations, which may adversely affect the Company's business, financial condition and results of operations or on the industry in which we operate. Investors are advised to consult their own tax advisors and to carefully consider the potential tax consequences of owning, investing or trading in our Equity Shares. Uncertainty in the applicability, interpretation or implementation of any amendment to, or change

in, governing law, regulation or policy, including by reason of an absence, or a limited body, of administrative or judicial precedent, may be time consuming as well as costly for us to resolve and may affect the viability of our current business or restrict our ability to grow our business in the future.

We cannot predict whether any new tax laws or regulations impacting our services will be enacted, what the nature and impact of the specific terms of any such laws or regulations will be or whether if at all, any laws or regulations would have an adverse effect on our business. Further, any adverse order passed by the appellate authorities/tribunals/ courts would have an effect on our profitability. In addition, we are subject to tax related inquiries and claims.

***76. Investors may not be able to enforce a judgment of a foreign court against us, our Directors, the Book Running Lead Managers or any of their directors and executive officers in India respectively, except by way of a lawsuit in India.***

Our Company is incorporated under the laws of India. All of our Company's assets are located in India and all of our Company's Directors and Key Managerial Personnel are residents of India. As a result, it may not be possible for investors to effect service of process upon our Company or such persons in jurisdictions outside India, or to enforce against them judgments obtained in courts outside India. Moreover, it is unlikely that a court in India would award damages on the same basis as a foreign court if an action were brought in India or that an Indian court would enforce foreign judgments if it viewed the amount of damages as excessive or inconsistent with Indian public policy or if judgments are in breach or contrary to Indian law.

Recognition and enforcement of foreign judgments is provided for under Section 13 and Section 44A of the Code of Civil Procedure, 1908 ("CPC"). India has reciprocal recognition and enforcement of judgments in civil and commercial matters with a limited number of jurisdictions, which includes, the UK, Singapore, United Arab Emirates and Hong Kong. A judgment from certain specified courts located in a jurisdiction with reciprocity must meet certain requirements of the CPC. The U.S. and India do not currently have a treaty providing for reciprocal recognition and enforcement of judgments in civil and commercial matters. Therefore, a final judgment for the payment of money rendered by any federal or state court in a non-reciprocating territory, such as the U.S., for civil liability, whether or not predicated solely upon the general laws, including securities laws of the non-reciprocating territory, including U.S., would not be enforceable in India under the CPC as a decree of an Indian court. The UK, Singapore, United Arab Emirates and Hong Kong have been declared by the Government of India to be reciprocating territories for the purposes of Section 44A of the Civil Code. Section 13 of the Civil Code provides that foreign judgments shall be conclusive regarding any matter directly adjudicated upon between the same parties or parties litigating under the same title, except (i) where the judgment has not been pronounced by a court of competent jurisdiction, (ii) where the judgment has not been given on the merits of the case, (iii) where it appears on the face of the proceedings that the judgment is founded on an incorrect view of international law or refusal to recognise the law of India in cases to which such law is applicable, (iv) where the proceedings in which the judgment was obtained were opposed to natural justice, (v) where the judgment has been obtained by fraud or (vi) where the judgment sustains a claim founded on a breach of any law then in force in India. Under the CPC, a court in India shall, on the production of any document purporting to be a certified copy of a foreign judgment, presume that the judgment was pronounced by a court of competent jurisdiction, unless the contrary appears on record. The CPC only permits the enforcement of monetary decrees, not being in the nature of any amounts payable in respect of taxes, other charges, fines or penalties. Judgments or decrees from jurisdictions which do not have reciprocal recognition with India cannot be enforced by proceedings in execution in India. Even if an investor obtained a judgment in such a jurisdiction against us, our officers or directors, it may be required to institute a new proceeding in India and obtain a decree from an Indian court.

However, the party in whose favour such final judgment is rendered may bring a new suit in a competent court in India based on a final judgment that has been obtained in the U.S. or other such jurisdiction within three years of obtaining such final judgment. In addition, any person seeking to enforce a foreign judgment in India is required to obtain the prior approval of the RBI to repatriate any amount recovered.

***77. If inflation were to rise in India, we might not be able to increase the prices of our products at a proportional rate in order to pass costs on to our consumers thereby reducing our margins.***

Inflation rates in India have been volatile in recent years, and such volatility may continue in the future. India has experienced high inflation in the recent past. Increased inflation can contribute to an increase in interest rates and increased costs to our business, including increased costs of wages and other expenses. High fluctuations in inflation rates may make it more difficult for us to accurately estimate or control our costs. Any increase in inflation in India can increase our expenses, which we may not be able to adequately pass on to our consumers,

whether entirely or in part, and may adversely affect our business, results of operations, cash flows and financial condition. In particular, we might not be able to reduce our costs or increase the price of our products to pass the increase in costs on to our consumers. In such case, our business, results of operations, cash flows and financial condition may be adversely affected. Further, the Government of India has previously initiated economic measures to combat high inflation rates, and it is unclear whether these measures will remain in effect. There can be no assurance that Indian inflation levels will not worsen in the future.

**78. *The determination of the Price Band is based on various factors and assumptions and the Offer Price, price to earnings ratio and market capitalization to revenue multiple based on the Offer Price of our Company, may not be indicative of the market price of the Company on listing or thereafter.***

Our revenue from operations for Fiscal 2025 was ₹ 138,025.50 million and restated profit for the year for Fiscal 2025 was ₹ 12,401.90. The table below provides details of our price to earnings ratio and market capitalization to revenue from operations at the upper end of the Price Band:

Particulars	Price to Earnings Ratio	Market Capitalization to Revenue
Fiscal 2025	[●]*	[●]*

\*To be populated at Prospectus stage.

The determination of the Price Band is based on various factors and assumptions, and will be determined by our Company in consultation with the BRLMs. The relevant financial parameters based on which the Price Band will be determined shall be disclosed in the advertisement that will be issued for the publication of the Price Band. Further, the Offer Price of the Equity Shares is proposed to be determined on the basis of assessment of market demand for the Equity Shares offered through the book-building process prescribed under the SEBI ICDR Regulations, and certain quantitative and qualitative factors as set out in the section “Basis for the Offer Price” on page 123 and the Offer Price, multiples and ratios may not be indicative of the market price of the Company on listing or thereafter.

Furthermore, there can be no assurance that our key performance indicators (“KPIs”) shall become higher than our listed comparable industry peers in the future. An inability to improve, maintain or compete, or any reduction in such KPIs in comparison with the listed comparable industry peers may adversely affect the market price of the Equity Shares. There can be no assurance that our methodologies are correct or will not change and accordingly, our position in the market may differ from that presented in this Red Herring Prospectus.

Prior to the Offer, there has been no public market for our Equity Shares, and an active trading market on the Stock Exchanges may not develop or be sustained after the Offer. Listing does not guarantee that a market for the Equity Shares will develop, or if developed, the liquidity of such market for the Equity Shares.

The market price of the Equity Shares may be subject to significant fluctuations in response to, among other factors, variations in our operating results, market conditions specific to the industry we operate in, developments relating to India, announcements by third parties or governmental entities of significant claims or proceedings against us, volatility in the securities markets in India and other jurisdictions, variations in the growth rate of financial indicators, variations in revenue or earnings estimates by research publications, and changes in economic, legal and other regulatory factors. As a result, we cannot assure you that an active market will develop or sustained trading will take place in the Equity Shares or provide any assurance regarding the price at which the Equity Shares will be traded after listing. Further, the market price of the Equity Shares may decline below the Offer Price. We cannot assure you that you will be able to sell your Equity Shares at or above the Offer Price.

**79. *Pursuant to listing of the Equity Shares, we may be subject to pre-emptive surveillance measures like Additional Surveillance Measure (“ASM”) and Graded Surveillance Measures (“GSM”) by the Stock Exchanges in order to enhance market integrity and safeguard the interest of investors.***

SEBI and Stock Exchanges in order to enhance market integrity and safeguard interest of investors, have been introducing various enhanced pre-emptive surveillance measures. The main objective of these measures is to alert and advice investors to be extra cautious while dealing in these securities and advice market participants to carry out necessary due diligence while dealing in these securities. Accordingly, SEBI and Stock Exchanges have provided for (a) GSM on securities where such trading price of such securities does not commensurate with financial health and fundamentals such as earnings, book value, fixed assets, net-worth, price per equity multiple and market capitalization; and (b) ASM on securities with surveillance concerns based on objective parameters such as price and volume variation, percentage of delivery and volatility.



On listing, we may be subject to general market conditions which may include significant price and volume fluctuations. The price of our Equity Shares may also fluctuate after the Offer due to several factors such as volatility in the Indian and global securities market, our profitability and performance, performance of our competitors, changes in the estimates of our performance or any other political or economic factor. The occurrence of any of the abovementioned factors may trigger the parameters identified by SEBI and the Stock Exchanges for placing securities under the GSM or ASM framework such as net worth and net fixed assets of securities, high low variation in securities, client concentration and close to close price variation.

In the event our Equity Shares are covered under such pre-emptive surveillance measures implemented by SEBI and the Stock Exchanges, we may be subject to certain additional restrictions in relation to trading of our Equity Shares such as limiting trading frequency (for example, trading either allowed once in a week or a month) or freezing of price on upper side of trading which may have an adverse effect on the market price of our Equity Shares or may in general cause disruptions in the development of an active market for and trading of our Equity Shares.

**80. *The Equity Shares have never been publicly traded and the Offer may not result in an active or liquid market for the Equity Shares. Further, the price of the Equity Shares may be volatile, and the investors may be unable to resell the Equity Shares at or above the Offer Price, or at all.***

Prior to the Offer, there has been no public market for the Equity Shares, and an active trading market on the stock exchanges may not develop or be sustained after the Offer. Listing and quotation does not guarantee that a market for the Equity Shares will develop, or if developed, the liquidity of such market for the Equity Shares. Our Equity Shares are expected to trade on NSE and BSE after the Offer, but there can be no assurance that active trading in our Equity Shares will develop after the Offer, or if such trading develops that it will continue. Investors may not be able to sell our Equity Shares at the quoted price if there is no active trading in our Equity Shares. There has been significant volatility in the Indian stock markets in the recent past, and the trading price of our Equity Shares after the Offer could fluctuate significantly as a result of market volatility or due to various internal or external risks, including but not limited to those described in this Red Herring Prospectus. The market price of our Equity Shares may be influenced by many factors, some of which are beyond our control, including, among others:

- the failure of security analysts to cover the Equity Shares after the Offer, or changes in the estimates of our performance by analysts;
- the activities of competitors;
- future sales of the Equity Shares by us or our Shareholders;
- investor perception of us and the industry in which we operate;
- changes in accounting standards, policies, guidance, interpretations of principles;
- our quarterly or annual earnings or those of our competitors;
- developments affecting fiscal, industrial or environmental regulations; and
- the public's reaction to our press releases and adverse media reports.

A decrease in the market price of our Equity Shares could cause you to lose some or all of your investment.

**81. *Investors may be subject to Indian taxes arising out of income arising on the sale of the Equity Shares.***

Under current Indian tax laws, unless specifically exempted, capital gains arising from the sale of equity shares in an Indian company is generally taxable in India. A securities transaction tax ("STT") is levied on equity shares sold on an Indian stock exchange. Any capital gains exceeding ₹125,000, realized on the sale of listed equity shares on a recognized stock exchange, held for more than 12 months may be subject to long-term capital gains tax in India at the rate of 12.50% (plus applicable surcharge and cess). This beneficial provision is, inter alia, subject to payment of STT. Further any capital gains realized on the sale of listed equity shares of an Indian company, held for more than 12 months, which are sold using any platform other than a recognized stock exchange and on which no STT has been paid, will be subject to long term capital gains tax in India at the rate of 12.50% (plus applicable surcharge and cess), without indexation benefits.

Further, any gain realized on the sale of our Equity Shares held for a period of 12 months or less immediately preceding the date of transfer, will be subject to short-term capital gains tax in India at the rate of 20% (plus applicable surcharge and cess), subject to STT being paid at the time of sale of such shares. Otherwise, such gains will be taxed at the applicable rates.

The Government of India has recently announced the Union Budget for Financial Year 2026 (“**Budget**”), pursuant to which the Finance Act, 2025 has amended the Income-tax Act, 1961, including the capital gains tax rates with effect from the date of announcement of the Budget. We cannot predict whether any future amendments to applicable tax laws would have an adverse effect on our business, financial condition, future cash flows and results of operations. Unfavorable changes in or interpretations of existing laws, rules and regulations, or the promulgation of new laws, rules and regulations including foreign investment and stamp duty laws governing our business and operations could result in us being deemed to be in contravention of such laws and may require us to apply for additional approvals.

Capital gains arising from the sale of the Equity Shares will not be chargeable to tax in India in cases where relief from such taxation in India is provided under a treaty between India and the country of which the seller is resident read with the Multilateral Instrument, if and to the extent applicable, and the seller is entitled to avail benefits thereunder. Generally, Indian tax treaties do not limit India’s ability to impose tax on capital gains. As a result, residents of other countries may be liable for tax in India as well as in their own jurisdiction on a gain realized upon the sale of the Equity Shares. We may or may not grant the benefit of a tax treaty (where applicable) to a non-resident shareholder for the purposes of deducting tax at source pursuant to any corporate action.

**82. *Investors will not be able to sell immediately on an Indian stock exchange any of the Equity Shares they purchase in the Offer.***

Our Equity Shares will be listed on the Stock Exchanges. Pursuant to the applicable Indian laws, certain actions must be completed before our Equity Shares can be listed and trading of our Equity Shares may commence. Further, in accordance with Indian law, permission for listing of our Equity Shares will be granted only after our Equity Shares in this Offer have been Allotted and all other relevant documents authorizing the issuing of our Equity Shares have been submitted. The Allotment of Equity Shares in this Offer and the credit of such Equity Shares to the applicant’s demat account with depository participant could take approximately two Working Days from the Bid/ Offer Closing Date and trading in the Equity Shares upon receipt of final listing and trading approvals from the Stock Exchanges is expected to commence within three Working Days of the Bid/ Offer Closing Date. There can be no assurance that our Equity Shares will be credited to investors’ demat accounts, or that trading in our Equity Shares will commence within the prescribed time periods. We could also be required to pay interest at the applicable rates if allotment is not made, refund orders are not dispatched or demat credits are not made to investors within the time periods prescribed under law. This could lead to financial liabilities and reputational damage, which may adversely affect our business, financial condition, and results of operations.

**83. *Any future issuance of Equity Shares, or convertible securities or other equity linked instruments by us may dilute your shareholding and sale of Equity Shares by shareholders with significant shareholding may adversely affect the trading price of the Equity Shares.***

We may be required to finance our growth through future equity offerings. Any future equity issuances by us, including a primary offering of Equity Shares, convertible securities or securities linked to Equity Shares, may lead to the dilution of investors’ shareholdings in our Company. Any future equity issuances by us or sales of our Equity Shares by our shareholders may adversely affect the trading price of the Equity Shares, which may lead to other adverse consequences including difficulty in raising capital through offering of our Equity Shares or incurring additional debt. Any disposal of Equity Shares by our major shareholders or the perception that such issuance or sales may occur, including to comply with the minimum public shareholding norms applicable to listed companies in India may adversely affect the trading price of the Equity Shares, which may lead to other adverse consequences including difficulty in raising capital through offering of the Equity Shares or incurring additional debt. There can be no assurance that we will not issue Equity Shares, convertible securities or securities linked to Equity Shares or that our Shareholders will not dispose of, pledge or encumber their Equity Shares in the future. Any future issuances could also dilute the value of your investment in the Equity Shares. In addition, any perception by investors that such issuances or sales might occur may also affect the market price of our Equity Shares.

**84. *Under Indian law, foreign investors are subject to investment restrictions that limit our ability to attract foreign investors, which may adversely affect the trading price of the Equity Shares.***

Under foreign exchange regulations currently in force in India, transfer of shares between non-residents and residents are freely permitted (subject to compliance with sectoral norms and certain other restrictions), if they comply with the pricing guidelines and reporting requirements specified by the RBI. If the transfer of shares, which are sought to be transferred, is not in compliance with such pricing guidelines or reporting requirements or falls under any of the exceptions referred to above, then a prior approval of the RBI will be required. Further, unless specifically restricted, foreign investment is freely permitted in all sectors of the Indian economy up to any extent and without any prior approvals, but the foreign investor is required to follow certain prescribed procedures for making such investment. Additionally, shareholders who seek to convert Rupee proceeds from a sale of shares in India into foreign currency and repatriate that foreign currency from India require a no-objection or a tax clearance certificate from the Indian income tax authorities. As provided in the foreign exchange controls currently in effect in India, the RBI has provided that the price at which the Equity Shares are transferred be calculated in accordance with internationally accepted pricing methodology for the valuation of shares at an arm's length basis, and a higher (or lower, as applicable) price per share may not be permitted. We cannot assure investors that any required approval from the RBI or any other Indian government agency can be obtained on any particular terms, or at all. Further, due to possible delays in obtaining requisite approvals, investors in the Equity Shares may be prevented from realizing gains during periods of price increase or limiting losses during periods of price decline.

In addition, pursuant to the Press Note No. 3 (2020 Series), dated April 17, 2020, issued by the DPIIT, which has been incorporated as the proviso to Rule 6(a) of the FEMA Non-debt Rules, all investments under the foreign direct investment route by entities of a country or where the beneficial owner of the Equity Shares is situated in or is a citizen of any such country, can only be made through the Government approval route, as prescribed in the Consolidated FDI Policy dated October 15, 2020 and the FEMA Rules. While the term "beneficial owner" is defined under the Prevention of Money-Laundering (Maintenance of Records) Rules, 2005 and the General Financial Rules, 2017, neither the foreign direct investment policy nor the FEMA Rules provide a definition of the term "beneficial owner". The interpretation of "beneficial owner" and enforcement of this regulatory change involves certain uncertainties, which may have an adverse effect on our ability to raise foreign capital. Further, in the event of transfer of ownership of any existing or future foreign direct investment in an entity in India, directly or indirectly, resulting in the beneficial ownership falling within the aforesaid restriction/purview, such subsequent change in the beneficial ownership will also require approval of the Government of India. These investment restrictions shall also apply to subscribers of offshore derivative instruments. Additionally, there is uncertainty regarding the timeline within which the said approval from the GoI may be obtained, if at all.

For further information, see "*Restrictions on Foreign Ownership of Indian Securities*" on page 532.

**85. *Fluctuations in the exchange rate between the Indian Rupee and foreign currencies may have an adverse effect on the value of the Equity Shares, independent of our operating results.***

Upon listing, the Equity Shares will be quoted in Indian Rupees on the Stock Exchanges. Any dividends in respect of the Equity Shares will be paid in Indian Rupees and subsequently converted into appropriate foreign currency for repatriation. In addition, any adverse movement in exchange rates during a delay in repatriating the proceeds from a sale of Equity Shares outside India, for example, because of a delay in regulatory approvals that may be required for the sale of Equity Shares, may reduce the net proceeds received by shareholders.

**86. *QIBs and Non-Institutional Bidders are not permitted to withdraw or lower their Bids (in terms of quantity of Equity Shares or the Bid Amount) at any stage after the submission of their Bid, and Retail Individual Bidders, and Eligible Employees Bidding the Employee Reservation Portion are not permitted to withdraw their Bids after closure of the Bid/ Offer Closing Date.***

Pursuant to the SEBI ICDR Regulations, QIBs and NIBs are required to pay the Bid Amount on submission of the Bid and are not permitted to withdraw or lower their Bids (in terms of quantity of Equity Shares or the Bid Amount) at any stage after submitting a Bid. Retail Individual Bidders and Eligible Employees Bidding the Employee Reservation Portion and Eligible Shareholders bidding under the Shareholder Reservation Portion can revise their Bids during the Bid/ Offer Period and withdraw their Bids until the Bid/ Offer Closing Date. While we are required to complete all necessary formalities for listing and commencement of trading of the Equity Shares on all Stock Exchanges where such Equity Shares are proposed to be listed, including Allotment, within three Working Days from the Bid/ Offer Closing Date or such other period as may be prescribed by the SEBI, events affecting the investors' decision to invest in the Equity Shares, including adverse changes in international or national monetary policy, financial, political or economic conditions, our business, results of operations, cash flows or financial condition may arise between the date of submission of the Bid and Allotment. We may complete the Allotment of the Equity Shares even if such events occur, and such events may limit the Investors' ability to

sell the Equity Shares Allotted pursuant to the Offer or cause the trading price of the Equity Shares to decline on listing.

**87. *Investors may be restricted in their ability to exercise pre-emptive rights under Indian law and thereby may suffer future dilution of their ownership position.***

Under the Companies Act, a company having share capital and incorporated in India must offer its holders of equity shares pre-emptive rights to subscribe and pay for a proportionate number of shares to maintain their existing ownership percentages before the issuance of any new equity shares, unless the pre-emptive rights have been waived by adoption of a special resolution by holders of three-fourths of the equity shares voting on such resolution.

However, if the law of the jurisdiction the investors are in, does not permit them to exercise their pre-emptive rights without our Company filing an offering document or registration statement with the applicable authority in such jurisdiction, the investors will be unable to exercise their pre-emptive rights unless our Company makes such a filing. If we elect not to file a registration statement, the new securities may be issued to a custodian, who may sell the securities for the investor's benefit. The value such custodian receives on the sale of such securities and the related transaction costs cannot be predicted. In addition, to the extent that the investors are unable to exercise pre-emptive rights granted in respect of the Equity Shares held by them, their proportional interest in our Company would be reduced.

**88. *Rights of shareholders of companies under Indian law may be more limited than under the laws of other jurisdictions.***

Our Articles of Association, composition of our Board, Indian laws governing our corporate affairs, the validity of corporate procedures, directors' fiduciary duties, responsibilities and liabilities, and shareholders' rights may differ from those that would apply to a company in another jurisdiction. Shareholders' rights under Indian law may not be as extensive and wide-spread as shareholders' rights under the laws of other countries or jurisdictions. Investors may face challenges in asserting their rights as shareholder of our Company than as a shareholder of an entity in another jurisdiction.

**89. *The average cost of acquisition of Equity Shares of the Selling Shareholders may be lower than the Offer Price.***

The average cost of acquisition of the Equity Shares for the Selling Shareholders may be lower than the Offer Price. For details, see "*Basis for Offer Price*" and "*Capital Structure*" on pages 123 and 106, respectively. The Offer Price is not indicative of the price at which our Company has issued the Equity Shares in the past or that will prevail in the open market following listing of the Equity Shares.

**90. *A third party could be prevented from acquiring control of our Company because of anti-takeover provisions under Indian law.***

Certain provisions in Indian law that may delay, deter or prevent a future takeover or change in control of our Company, even if a change in control would result in the purchase of your Equity Shares at a premium to the market price or would otherwise be beneficial to you. Such provisions may discourage or prevent certain types of transactions involving actual or threatened change in control of our Company. Under the Securities and Exchange Board of India (Substantial Acquisition of Shares and Takeovers) Regulations, 2011 ("**SEBI Takeover Regulations**"), an acquirer has been defined as any person who, directly or indirectly, acquires or agrees to acquire shares or voting rights or control over a company, whether individually or acting in concert with others. Although these provisions have been formulated to ensure that interests of investors/shareholders are protected, these provisions may also discourage a third party from attempting to take control of our Company. Consequently, even if a potential takeover of our Company would result in the purchase of our Equity Shares at a premium to their market price or would otherwise be beneficial to its stakeholders, it is possible that such a takeover would not be attempted or consummated because of the SEBI Takeover Regulations.

## SECTION III: INTRODUCTION

### THE OFFER

The details of the Offer are summarized below.

<b>Offer of Equity Shares<sup>(1)(2)</sup></b>	Up to 465,700,000 Equity Shares of face value ₹ 10 each, aggregating up to ₹ [●] million
<i>Comprising:</i>	
Offer for Sale <sup>(2)</sup>	Up to 465,700,000 Equity Shares of face value ₹ 10 each aggregating up to ₹ [●] million
<i>of which:</i>	
Employee Reservation Portion <sup>(6)</sup>	Up to 23,285,000 Equity Shares of face value ₹ 10 each aggregating up to ₹ [●] million
Shareholder Reservation Portion <sup>(7)</sup>	Up to 46,570,000 Equity Shares of face value ₹ 10 each aggregating up to ₹ [●] million
Net Offer	Up to 395,845,000 Equity Shares of face value ₹ 10 each aggregating up to ₹ [●] million
<b>The Net Offer consists of:</b>	
<b>A) QIB Portion <sup>(3) (5)</sup></b>	Not more than [●] Equity Shares of face value ₹ 10 each aggregating up to ₹ [●] million
<i>of which:</i>	
(i) Anchor Investor Portion	Up to [●] Equity Shares of face value ₹ 10 each
(ii) Net QIB Portion (assuming Anchor Investor Portion is fully subscribed)	[●] Equity Shares of face value ₹ 10 each
<i>of which:</i>	
(a) Available for allocation to Mutual Funds only (5% of the Net QIB Portion)	[●] Equity Shares of face value ₹ 10 each
(b) Balance of QIB Portion for all QIBs including Mutual Funds	[●] Equity Shares of face value ₹ 10 each
<b>B) Non-Institutional Portion<sup>(4)(5)</sup></b>	Not less than [●] Equity Shares of face value ₹ 10 each
<i>of which:</i>	
One-third shall be available for allocation to Bidders with an application size between ₹0.20 million to ₹1.00 million	[●] Equity Shares of face value ₹ 10 each
Two-thirds shall be available for allocation to Bidders with an application size of more than ₹1.00 million	[●] Equity Shares of face value ₹ 10 each
<b>C) Retail Portion <sup>(5)</sup></b>	Not less than [●] Equity Shares of face value ₹ 10 each
<b>Pre and post-Offer Equity Shares</b>	
Equity Shares outstanding prior to the Offer (as at the date of this Red Herring Prospectus)	4,657,000,000 Equity Shares of face value ₹ 10 each
Equity Shares outstanding after the Offer	4,657,000,000 Equity Shares of face value ₹ 10 each
<b>Use of Net Proceeds</b>	Our Company will not receive any portion of the proceeds from the Offer. For further information, see “Objects of the Offer” beginning on page 120

(1) The Offer has been authorized by our Board pursuant to a resolution adopted at its meeting held on May 27, 2025.

(2) Our Board has taken on record the consent of the Promoter Selling Shareholder to participate in the Offer for Sale pursuant to its resolution dated May 27, 2025. The Promoter Selling Shareholder has authorized its participation in the Offer for Sale of the Offered Shares pursuant to its consent letter. The details of such authorisations are provided below:

Name of the Promoter Selling Shareholder*	Number of Equity Shares offered in the Offer for Sale	Date of resolution or other corporate authorization	Date of consent letter
Coal India Limited	Up to 465,700,000 Equity Shares of face value of ₹ 10 each	May 21, 2025	May 22, 2025

\*The Promoter Selling Shareholder has specifically confirmed that the Offered Shares have been held by it for a period of at least one year prior to the filing of the Draft Red Herring Prospectus with SEBI in accordance with Regulation 8 of the SEBI ICDR Regulations or are otherwise eligible for being offered for sale in the Offer in accordance with the provisions of the SEBI ICDR Regulations.

(3) Our Company may, in consultation with the BRLMs, allocate up to 60% of the QIB Portion to Anchor Investors on a discretionary basis

- in accordance with the SEBI ICDR Regulations. 40% of the Anchor Investor Portion shall be available for allocation as follows: (i) 33.33% to domestic Mutual Funds, and (ii) 6.67% to life insurance companies and pension funds, subject to valid Bids being received from domestic Mutual Funds, life insurance companies and pension funds at or above the Anchor Investor Allocation Price. In the event of under-subscription in (ii) above, the allocation may be made to domestic Mutual Funds. In the event of under-subscription in the Anchor Investor Portion, the remaining Equity Shares shall be added to the Net QIB Portion. Further, 5% of the Net QIB Portion shall be available for allocation on a proportionate basis to Mutual Funds only, and the remainder of the Net QIB Portion shall be available for allocation on a proportionate basis to all QIB Bidders (other than Anchor Investors), including Mutual Funds, subject to valid Bids being received at or above the Offer Price. However, if the aggregate demand from Mutual Funds is less than as specified above, the balance Equity Shares available for Allotment in the Mutual Fund Portion will be added to the Net QIB Portion and allocated proportionately to the QIB Bidders (other than Anchor Investors) in proportion to their Bids. For further details, see "Offer Procedure" on page 511.
- (4) Further, (a) one-third of the portion available to NIBs shall be reserved for applicants with application size of more than ₹ 0.20 million and up to ₹ 1.00 million and (b) two-third of the portion available to NIBs shall be reserved for applicants with application size of more than ₹ 1.00 million. Provided that the unsubscribed portion in either of the sub-categories specified in clauses (a) or (b), may be allocated to applicants in the other sub-category of NIBs. The allocation to each NIB shall not be less than the applicable minimum application size, subject to availability of Equity Shares in the Non-Institutional Portion and the remaining available Equity Shares, if any, shall be allocated on a proportionate basis in accordance with the conditions specified in this regard in Schedule XIII of the SEBI ICDR Regulations.
  - (5) Allocation to Bidders in all categories, except Anchor Investors, if any, Non Institutional Bidders and Retail Individual Bidders, shall be made on a proportionate basis subject to valid Bids received at or above the Offer Price. The allocation to each Non Institutional Bidder and Retail Individual Bidder shall not be less than the minimum Bid Lot, subject to availability of Equity Shares in the Non Institutional Portion and the Retail Portion and the remaining available Equity Shares, if any, shall be allocated on a proportionate basis. Allocation to Anchor Investors shall be on a discretionary basis. For details, see "Offer Procedure" on page 511.
  - (6) The maximum Bid Amount under the Employee Reservation Portion by an Eligible Employee shall not exceed ₹ 050 million (net of Employee Discount). However, the initial allocation to an Eligible Employee in the Employee Reservation Portion shall not exceed ₹ 0.20 million (net of Employee Discount). Only in the event of under-subscription in the Employee Reservation Portion, the unsubscribed portion will be available for allocation and Allotment, proportionately to all Eligible Employees who have Bid in excess of ₹ 0.20 million (net of Employee Discount), subject to the maximum value of Allotment made to such Eligible Employee not exceeding ₹ 0.50 million (net of Employee Discount). An Eligible Employee Bidding in the Employee Reservation Portion can also Bid in the Non-Institutional Portion or the Retail Portion and such Bids will not be treated as multiple Bids. Further, undersubscription, if any, in the Employee Reservation Portion or the Shareholders Reservation Portion, may be added to other reserved category and the unsubscribed portion, if any, after such inter-se adjustments among such reserved categories shall be added to the Net Offer. In case of under-subscription in the Net Offer, spill-over to the extent of such under-subscription shall be permitted from the Employee Reservation Portion. Further, our Company, in consultation with the Book Running Lead Managers, may offer a discount of up to [●]% to the Offer Price (equivalent of ₹ [●] per Equity Share) to Eligible Employees, which shall be announced at least two Working Days prior to the Bid /Offer Opening Date. For details, see "Offer Structure" beginning on page 505.
  - (7) The Shareholder Reservation Portion shall not exceed 10% of the Offer size. Undersubscription, if any, in the Shareholders Reservation Portion or the Employee Reservation Portion, may be added to other reserved category and the unsubscribed portion, if any, after such inter-se adjustments among such reserved categories shall be added to the Net Offer. Bids by Eligible Shareholders in the Shareholder Reservation Portion, the Net Offer portion and the Employee Reservation Portion (if eligible) shall not be treated as multiple Bids subject to applicable limits. If an Eligible Shareholder is Bidding in the Shareholder Reservation Portion up to ₹ 0.20 million, application by such Eligible Shareholders in the Retail Portion or Non-Institutional Portion and Employee Reservation Portion (if eligible and subject to applicable limits) shall not be treated as multiple Bids. Therefore, Eligible Shareholders bidding in the Shareholder Reservation Portion (subject to the Bid Amount being up to ₹ 0.20 million) can also Bid under the Net Offer and Employee Reservation Portion (if eligible and subject to applicable limits) and such Bids shall not be treated as multiple Bids. For further details, see "Offer Structure" on page 505.

For details, including in relation to grounds for rejection of Bids, see "Offer Procedure" on page 511. For details of the terms of the Offer, see "Terms of the Offer" on page 498.

## SUMMARY OF RESTATED FINANCIAL INFORMATION

The following tables set forth summary financial information derived from the Restated Financial Information. The summary financial information presented below should be read in conjunction with “*Restated Financial Information*” and “*Management’s Discussion and Analysis of Financial Condition and Results of Operations*” beginning on pages 299 and 422, respectively.

*(Remainder of this page has been intentionally left blank)*

**SUMMARY RESTATED STATEMENT OF ASSETS AND LIABILITIES**

*(in ₹ million)*

ASSETS	As at September 30, 2025	As at September 30, 2024	As at March 31, 2025	As at March 31, 2024	As at March 31, 2023
<b>Non-Current Assets</b>					
(a) Property, Plant & Equipment	49,362.10	38,848.50	42,644.10	34,385.70	29,078.10
(b) Capital Work in Progress	18,424.70	15,861.60	16,167.80	13,678.10	12,998.30
(c) Exploration and Evaluation Assets	524.30	1,652.50	2,278.20	1,632.90	1,553.60
(d) Intangible Assets	79.50	107.80	94.90	126.60	156.80
(e) Intangible Assets under Development	-	-	-	-	-
(f) Financial Assets					
(i) Investments	-	-	-	-	-
(ii) Loans	1.40	-	-	-	-
(iii) Other Financial Assets	11,709.90	10,581.90	10,189.00	8,866.20	7,058.60
(g) Deferred Tax Assets (Net)	5,572.70	5,937.80	5,628.30	7,170.80	10,482.70
(h) Non-Current Tax Assets (Net)	-	-	-	-	-
(i) Other non-current assets	10,696.80	9,429.70	10,426.50	8,569.00	6,208.50
<b>Total Non-Current Assets (A)</b>	<b>96,371.40</b>	<b>82,419.80</b>	<b>87,428.80</b>	<b>74,429.30</b>	<b>67,536.60</b>
<b>Current Assets</b>					
(a) Inventories	19,517.60	15,140.20	19,601.40	13,815.80	10,290.60
(b) Financial Assets					
(i) Investments	-	22.60	4.10	2,665.20	797.20
(ii) Trade Receivables	22,025.20	14,490.70	18,477.60	13,332.50	12,511.50
(iii) Cash & Cash equivalents	4,288.70	4,233.90	1,675.40	2,858.20	5,449.40
(iv) Other Bank Balances	6,501.90	7,709.70	9,623.10	6,588.10	6,092.60
(v) Loans	-	-	-	-	-
(vi) Other Financial Assets	3,909.30	794.40	2,341.90	737.00	589.90
(c) Current Tax Assets (Net)	1,552.20	-	1,985.40	1,028.50	1,685.70
(d) Other Current Assets	32,945.00	31,371.10	31,697.10	31,822.70	28,175.10
<b>Total Current Assets (B)</b>	<b>90,739.90</b>	<b>73,762.60</b>	<b>85,406.00</b>	<b>72,848.00</b>	<b>65,592.00</b>
<b>Total Assets (A+B)</b>	<b>187,111.30</b>	<b>156,182.40</b>	<b>172,834.80</b>	<b>147,277.30</b>	<b>133,128.60</b>
<b>EQUITY AND LIABILITIES</b>					
<b>Equity</b>					
(a) Equity Share Capital	46,570.00	46,570.00	46,570.00	46,570.00	46,570.00
(b) Other Equity	10,065.20	11,842.80	18,057.30	6,647.20	(8,531.00)



Equity attributable to equity-holders of the company	56,635.20	58,412.80	64,627.30	53,217.20	38,039.00
Non-Controlling Interests	-	-	-	-	-
<b>Total Equity (A)</b>	<b>56,635.20</b>	<b>58,412.80</b>	<b>64,627.30</b>	<b>53,217.20</b>	<b>38,039.00</b>
<b>Liabilities</b>					
<b>Non-Current Liabilities</b>					
(a) Financial Liabilities					
(i) Borrowings	-	-	-	-	-
(ii) Lease Liabilities	1,657.50	1,689.90	1,430.60	1,527.30	1,537.90
(iii) Other Financial Liabilities	3,886.00	3,924.50	3,579.30	3,241.70	2,965.10
(b) Provisions	23,875.60	21,112.20	23,247.10	20,175.10	20,893.00
(c) Deferred Tax Liabilities (Net)	-	-	-	-	-
(d) Other Non-Current Liabilities	10,425.60	8,800.90	8,059.40	8,826.30	1,498.20
<b>Total Non-Current Liabilities (B)</b>	<b>39,844.70</b>	<b>35,527.50</b>	<b>36,316.40</b>	<b>33,770.40</b>	<b>26,894.20</b>
Current Liabilities					
(a) Financial Liabilities					
(i) Borrowings	15,591.30	-	-	-	-
(ii) Lease Liabilities	826.20	904.50	901.10	775.00	588.50
(iii) Trade payables					
Micro, Small & Medium enterprises	57.50	33.70	236.30	87.10	135.70
Other than Micro, Small & Medium enterprises	28,592.90	11,763.60	21,496.40	12,248.20	8,993.40
(iv) Other Financial Liabilities	23,163.40	20,631.50	23,392.80	19,460.00	14,484.10
(b) Other Current Liabilities	14,156.00	15,074.60	15,340.80	15,872.90	19,686.30
(c) Provisions	8,244.10	13,809.70	10,523.70	11,846.50	24,307.40
(d) Current Tax Liabilities (Net)	-	24.50	-	-	-
<b>Total Current Liabilities (C)</b>	<b>90,631.40</b>	<b>62,242.10</b>	<b>71,891.10</b>	<b>60,289.70</b>	<b>68,195.40</b>
<b>Total Equity and Liabilities (A+B+C)</b>	<b>187,111.30</b>	<b>156,182.40</b>	<b>172,834.80</b>	<b>147,277.30</b>	<b>133,128.60</b>

# SUMMARY RESTATED STATEMENT OF PROFIT AND LOSS

(in ₹ million, unless otherwise stated)

	For the six months period ended September 30 2025	For the six months period ended September 30 2024	For the year ended March 31, 2025	For the year ended March 31, 2024	For the year ended March 31, 2023
<b>Revenue from Operations (Net of Levies)</b>					
Sales	52,602.90	63,686.80	130,832.60	131,611.00	123,491.40
Other Operating Revenue	3,987.30	4,775.10	7,192.90	10,847.60	2,749.20
<b>Revenue from Operations (Net of Levies) (A+B)</b>	56,590.20	68,461.90	138,025.50	142,458.60	126,240.60
Other Income	6,524.90	2,445.10	5,990.80	4,066.70	3,945.10
<b>Total Income (I+II)</b>	<b>63,115.10</b>	<b>70,907.00</b>	<b>144,016.30</b>	<b>146,525.30</b>	<b>130,185.70</b>
<b>Expenses:</b>					
Cost of Materials Consumed	2,727.30	3,073.60	6,409.20	7,421.70	9,891.60
Changes in inventories of finished goods, stock in trade and work in progress	1,036.90	(1,235.00)	(5,625.80)	(3,321.30)	(137.20)
Employee Benefits Expense	30,375.20	33,363.40	65,423.74	69,506.70	71,479.30
Finance Costs	600.50	321.90	724.90	618.30	556.90
Depreciation/Amortization/Impairment	2,005.40	2,172.40	5,806.80	3,403.90	3,054.30
Stripping Activity Adjustment	(5,854.60)	(5,023.30)	(7,723.00)	(1,851.70)	-
Contractual Expense	20,588.30	18,323.20	43,115.10	31,686.40	23,913.50
Other Expenses	9,642.70	8,670.40	18,856.46	18,144.60	16,125.40
<b>Total Expenses (IV)</b>	<b>61,121.70</b>	<b>59,666.60</b>	<b>126,987.40</b>	<b>125,608.60</b>	<b>124,883.80</b>
<b>Profit before Tax (III-IV)</b>	<b>1,993.40</b>	<b>11,240.40</b>	<b>17,028.90</b>	<b>20,916.70</b>	<b>5,301.90</b>
Tax Expense					
Current Tax	433.80	1,899.20	2,900.30	1,803.30	13.10
Deferred Tax	320.80	1,854.20	1,726.70	3,468.80	(1,359.00)
<b>Total Tax Expenses (VI + VII)</b>	<b>754.60</b>	<b>3,753.40</b>	<b>4,627.00</b>	<b>5,272.10</b>	<b>(1,345.90)</b>
<b>Profit for the year (V-VIII)</b>	<b>1,238.80</b>	<b>7,487.00</b>	<b>12,401.90</b>	<b>15,644.60</b>	<b>6,647.80</b>

<b>Other Comprehensive Income</b>					
A (i) Items that will not be reclassified to profit or loss	(1,053.90)	(2,468.30)	(731.70)	(623.30)	(1,799.40)
Less:(ii) Income tax relating to items that will not be reclassified to profit or loss	(265.20)	(621.20)	(184.20)	(156.90)	(452.90)
B (i) Items that will be reclassified to profit or loss	-	-	-	-	-
Less:(ii) Income tax relating to items that will be reclassified to profit or loss	-	-	-	-	-
<b>Total Other Comprehensive Income</b>	<b>(788.70)</b>	<b>(1,847.10)</b>	<b>(547.50)</b>	<b>(466.40)</b>	<b>(1,346.50)</b>
<b>Total Comprehensive Income for the period (IX + X) (Comprising Profit (Loss) and Other Comprehensive Income for the period)</b>	<b>450.10</b>	<b>5,639.90</b>	<b>11,854.40</b>	<b>15,178.20</b>	<b>5,301.30</b>
<b>Profit attributable to:</b>					
Owners of the company	1,238.80	7,487.00	12,401.90	15,644.60	6,647.80
Non-controlling interest	-	-	-	-	-
	<b>1,238.80</b>	<b>7,487.00</b>	<b>12,401.90</b>	<b>15,644.60</b>	<b>6,647.80</b>
<b>Other Comprehensive Income attributable to:</b>					
Owners of the company	(788.70)	(1,847.10)	(547.50)	(466.40)	(1,346.50)
Non-controlling interest	-	-	-	-	-
	<b>(788.70)</b>	<b>(1,847.10)</b>	<b>(547.50)</b>	<b>(466.40)</b>	<b>(1,346.50)</b>
<b>Total Comprehensive</b>					

<b>e Income attributable to:</b>					
Owners of the company	450.10	5,639.90	11,854.40	15,178.20	5,301.30
Non-controlling interest	-	-	-	-	-
	<b>450.10</b>	<b>5,639.90</b>	<b>11,854.40</b>	<b>15,178.20</b>	<b>5,301.30</b>
<b>Earnings per equity share (Face value ₹ 10 each*):</b>					
Basic	0.27	1.61	2.66	3.36	1.43
Diluted	0.27	1.61	2.66	3.36	1.43

## SUMMARY RESTATED STATEMENT OF CASH FLOWS

*(in ₹ million, unless otherwise stated)*

	For the six months period ended September 30, 2025	For the six months period ended September 30, 2024	For the year ended March 31, 2025	For the year ended March 31, 2024	For the year ended March 31, 2023
<b>A. CASH FLOWS FROM OPERATING ACTIVITIES:</b>					
<b>Profit (+)/ Loss (-) before tax:</b>	1,993.40	11,240.40	17,028.90	20,916.70	5,301.90
Adjustments for :					
(i) Depreciation, amortisation and impairment expenses	2,005.40	2,172.40	5,806.80	3,403.90	3,054.30
(ii) Interest and other income from investment	(701.90)	(822.50)	(1,539.30)	(1,297.80)	(668.00)
(iii) Finance Costs	600.50	321.90	724.90	618.30	556.90
(iv) (Profit)/Loss on sale of Property Plant & Equipment	(102.20)	(7.40)	6.40	(13.80)	(5.80)
(v) Liability and provision written back	(3,303.60)	(1,167.20)	(1,553.50)	(603.30)	(2,181.40)
(vi) Allowances and Provisions	16.00	72.80	48.00	22.30	21.00
(vii) Write off	-	1.50	-	-	-
(viii) Reversal of Stripping Activity Provision	-	(279.20)	1,959.00	(2,005.20)	6,726.70
(ix) Stripping Activity Adjustment	(5,854.60)	(5,023.30)	(7,723.00)	(1,851.70)	-
<b>Cash flows from operating activities before changes in following assets and liabilities</b>	<b>(5,347.00)</b>	<b>6,509.40</b>	<b>14,758.20</b>	<b>19,189.40</b>	<b>12,805.60</b>
(i) Trade Receivables	(3,547.60)	(882.70)	(5,145.10)	(821.00)	(2,141.40)
(ii) Inventories	1,034.30	(1,303.00)	(5,778.90)	(3,519.90)	(397.80)
(iii) Loans and Advances and other financial assets	(1,501.60)	(1,335.80)	(2,234.30)	(127.20)	(162.00)
(iv) Other current and non current Assets	(1,826.00)	448.90	(3,141.80)	(3,222.90)	(2,892.10)
(v) Trade Payables	6,917.70	(538.00)	9,397.40	3,206.20	1,126.50
(vi) Other Financial Liabilities	376.00	6,238.50	4,988.70	2,092.20	373.00
(vii) Other current and non current liabilities	3,518.50	(3,647.00)	199.80	7,711.20	(2,081.90)
(viii) Provisions	(2,973.00)	5,504.00	(1,474.60)	(10,370.50)	10,542.30
<b>Cash Generated from Operation</b>	<b>(3,348.70)</b>	<b>10,994.30</b>	<b>11,569.40</b>	<b>14,137.50</b>	<b>17,172.20</b>
Income Tax (Paid)	(0.60)	(846.20)	(3,604.50)	(1,146.10)	(184.40)
<b>Net Cash Flow generated from Operating Activities (A)</b>	<b>(3,349.30)</b>	<b>10,148.10</b>	<b>7,964.90</b>	<b>12,991.40</b>	<b>16,987.80</b>

<b>B. CASH FLOW FROM INVESTING ACTIVITIES:</b>					
(i) Payments for Property, Plant and Equipment and Intangible assets	(3,021.50)	(9,799.50)	(7,701.80)	(11,928.30)	(10,122.90)
(ii) Proceeds from Sale of Property, Plant and Equipment	131.70	31.60	52.00	59.00	51.00
(iii) Payments for Exploration and Evaluation Asset	(0.90)	(19.60)	(645.30)	(81.70)	(9.10)
(iv) Realisation of deposits/(Deposits) with Banks	1,607.20	(1,427.90)	(3,623.90)	(2,290.90)	(6,740.30)
(v) Proceeds from/(Investment) in Mutual Fund, Shares etc.	4.50	2,685.10	2,714.00	(1,740.10)	(720.00)
(vi) Interest received on Investment	-	649.00	1,381.90	1,137.80	483.00
(vii) Income from Mutual Fund	627.40	-	-	-	-
<b>Net Cash used in Investing Activities (B)</b>	<b>(651.60)</b>	<b>(7,881.30)</b>	<b>(7,823.10)</b>	<b>(14,844.20)</b>	<b>(17,058.30)</b>
<b>C. CASH FLOW FROM FINANCING ACTIVITIES:</b>					
(i) Proceeds from / (Repayment of) non current borrowings	-	-	-	-	-
(ii) Proceeds from / (Repayment of) current borrowings	12,781.50	-	-		
(iii) Repayment of Lease Liabilities (including Interest)	(282.10)	(446.80)	(874.30)	(724.70)	(429.70)
(iv) Interest paid	(252.80)	-	(6.00)	(13.70)	-
(v) Dividend paid on Equity shares	(8,442.20)	(444.30)	(444.30)		
<b>Net Cash used in Financing Activities (C)</b>	<b>3,804.40</b>	<b>(891.10)</b>	<b>(1,324.60)</b>	<b>(738.40)</b>	<b>(429.70)</b>
<b>(I) Net Increase/(Decrease) in Cash &amp; Cash equivalents (A+B+C)</b>	<b>(196.50)</b>	<b>1,375.70</b>	<b>(1,182.80)</b>	<b>(2,591.20)</b>	<b>(500.20)</b>
<b>(II) Cash &amp; Cash equivalents at the beginning of the period:</b>					
a. Opening Cash & Cash Equivalent	1,675.40	2,858.20	2,858.20	5,449.40	5,949.60
<b>(III) Cash &amp; Cash equivalents at the end of the period:</b>					
b. Closing Cash & Cash Equivalent	1,478.90	4,233.90	1,675.40	2,858.20	5,449.40

Reconciliation of Cash & Cash equivalents					
Cash & Cash equivalents (Net of Bank Overdraft)	<b>1,478.90</b>	<b>4,233.90</b>	<b>1,675.40</b>	<b>2,858.20</b>	<b>5,449.40</b>
<b>Components of Cash and Cash Equivalents</b>					
(a) Balances with Banks					
- in Deposit Accounts	<b>2,643.30</b>	<b>127.30</b>	<b>189.70</b>	<b>2,261.90</b>	<b>630.00</b>
- in Current Accounts	<b>1,644.60</b>	<b>4,105.90</b>	<b>1,485.30</b>	<b>596.00</b>	<b>613.40</b>
(b) Bank Balances outside India	-	-	-	-	-
(c) ICDs with Primary Dealers	-	-	-	-	<b>4,200.00</b>
(d) Cheques, Drafts and Stamps in hand	-	-	-	-	<b>0.80</b>
(e) Cash in hand	-	-	-	-	-
(f) Cash on hand outside India	-	-	-	-	-
(f) Bank Overdraft	<b>(2,809.80)</b>	-	-	-	-
(g) Others	<b>0.80</b>	<b>0.70</b>	<b>0.40</b>	<b>0.30</b>	<b>5.20</b>
<b>Total</b>	<b>1,478.90</b>	<b>4,233.90</b>	<b>1,675.40</b>	<b>2,858.20</b>	<b>5,449.40</b>

## GENERAL INFORMATION

### Registered and Corporate Office of our Company

#### **Bharat Coking Coal Limited**

Koyla Bhawan, Koyla Nagar,  
Dhanbad, Jharkhand, India – 826005

**CIN:** U10101JH1972GOI000918

**Registration Number:** 000918

For details of our incorporation and changes in our Registered Office, see “*History and Certain Corporate Matters*” beginning on page 262.

### Address of the Registrar of Companies

Our Company is registered with the RoC which is situated at the following address:

#### **Registrar of Companies, Jharkhand at Ranchi**

Ministry Of Corporate Affairs,  
Mangal Tower, 4<sup>th</sup> Floor,  
Old Hazaribagh Road, Near Kanta Toli Chowk,  
Ranchi, Jharkhand – 834001, India

### Board of Directors

As of the date of this Red Herring Prospectus, the Board of Directors comprises the following:

S. No.	Name	Designation	DIN	Address
1.	Manoj Kumar Agarwal	Chairman cum Managing Director, Chief Executive Officer and Director (Finance), additional charge	10947182	Director’s Bungalow No.2, Koyla Nagar, P.S. –Saraidhella, PO: BCCL Township, District: Dhanbad, State: Jharkhand, PIN code: 826005
2.	Murli Krishna Ramaiah	Director (Human Resources)	10061115	3 <sup>rd</sup> -FR FL-3D, 7, Diamond Harbour Road, VTC-Paschim Barisha, P.O. Thakurpukur, Sub District Thakurpukur Mahestola, South 24 Parganas, West Bengal – 700063.
3.	Sanjay Kumar Singh	Director (Technical)	08535373	45/2-4 Road No. 16 Adityapur 1, Po/Ps: Adityapur, Adityapur – 1, Seraikela – kharsawan, Jharkhand – 831013
4.	Niladri Roy	Director (Technical), additional charge	10055093	303 Parbati Garden, Asansol, APCAR Garden, Raghunath Chak, UC Danga, Bardhaman West Bengal - 713304
5.	Mukesh Choudhary	Part-time Official Director*	07532479	Bungalow No. D-4, CIL Residential Complex, premises no. 04, behind Coal Bhawan, Action Area -1A, New town, North 24 Parganas Kolkata – 700156, West Bengal
6.	Sanoj Kumar Jha	Part-time Official Director <sup>#</sup>	11100701	Flat No. C-1, Tower – 2, Near Hotel Leela Palace, New Moti Bagh, Southwest Delhi, Delhi - 110023
7.	Arun Kumar Oraon	Non-official Independent Director	09388744	Vasanti, Hehal, Bagicha Toli, Post-Hehal, Thana- Sukhdev Nagar, Ranchi, Jharkhand-834005

\*Appointed as the nominee of Coal India Limited, by Ministry of Coal, Government of India

<sup>#</sup>Appointed as the nominee of the Ministry of Coal, Government of India

For further details of our Board, see “*Our Management – Board of Directors*” beginning on page 267.



## **Company Secretary and Compliance Officer**

Bani Kumar Parui is the Company Secretary and Compliance Officer of our Company. The contact details are as follows:

### **Bani Kumar Parui**

Koyla Bhawan, Koyla Nagar,  
Dhanbad, Jharkhand, India – 826005

**Telephone:** +91 326 - 2230190

**E-mail:** cos.bccl@coalindia.in

## **Investor grievances**

Investors can contact our Company Secretary and Compliance Officer or the Registrar to the Offer in case of any pre-Offer or post-Offer related problems, such as non-receipt of letters of Allotment, non-credit of Allotted Equity Shares in the respective beneficiary account, non-receipt of refund orders or non-receipt of funds by electronic mode, etc. For all Offer-related queries and for redressal of complaints, investors may also write to the BRLMs. All Offer related grievances, other than that of Anchor Investors, may be addressed to the Registrar to the Offer with a copy to the relevant Designated Intermediary to whom the Bid cum Application Form was submitted. The Bidder should give full details such as name of the sole or first Bidder, Bid cum Application Form number, Bidder's DP ID, Client ID, PAN, date of submission of the Bid cum Application Form, address of the Bidder, number of Equity Shares applied for, the name and address of the Designated Intermediary where the Bid cum Application Form was submitted by the Bidder and ASBA Account number (for Bidders other than UPI Bidders using the UPI Mechanism) in which the amount equivalent to the Bid Amount was blocked or the UPI ID (for UPI Bidders who make the payment of Bid Amount through the UPI Mechanism), in case of UPI Bidders using the UPI Mechanism.

Further, the Bidder shall also enclose a copy of the Acknowledgment Slip or provide the acknowledgement number received from the Designated Intermediaries in addition to the documents or information mentioned hereinabove. All grievances relating to Bids submitted through Registered Brokers may be addressed to the Stock Exchanges with a copy to the Registrar to the Offer. The Registrar to the Offer shall obtain the required information from the SCSBs for addressing any clarifications or grievances of ASBA Bidders.

All Offer related grievances of the Anchor Investors may be addressed to the Registrar to the Offer, giving full details such as the name of the sole or first Bidder, Anchor Investor Application Form number, Bidders' DP ID, Client ID, PAN, date of the Anchor Investor Application Form, address of the Bidder, number of the Equity Shares applied for, Bid Amount paid on submission of the Anchor Investor Application Form and the names and addresses of the BRLMs where the Anchor Investor Application Form was submitted by the Anchor Investor.

## **Filing of the Offer Documents**

A copy of the Draft Red Herring Prospectus has been filed electronically through the SEBI intermediary portal at <https://siportal.sebi.gov.in>, in accordance with the SEBI ICDR Master Circular and as specified in Regulation 25(8) of the SEBI ICDR Regulations. A copy of the Draft Red Herring Prospectus was also filed with the SEBI at the following address:

### **Securities and Exchange Board of India**

Corporate Finance Department, Division of Issues and Listing  
SEBI Bhavan, Plot No. C4 A, 'G' Block  
Bandra Kurla Complex Bandra (E)  
Mumbai 400 051  
Maharashtra, India

A copy of this Red Herring Prospectus, along with the material contracts and documents required to be filed under Section 32 of the Companies Act shall be filed with the RoC and a copy of the Prospectus shall be filed with the RoC under Section 26 of the Companies Act through the electronic portal at <http://www.mca.gov.in/mcafoportal/loginvalidateuser.do>.

## **Book Running Lead Managers**

**IDBI Capital Markets & Securities Limited**

6th Floor, IDBI Tower, WTC Complex  
Cuffe Parade, Mumbai – 400 005  
Maharashtra, India

**Telephone:** +91 22 40691953

**E-mail:** bccl.ipo@idbicapital.com

**Investor Grievance E-mail:**

redressal@idbicapital.com

**Website:** www.idbicapital.com

**Contact Person:** Sri Krishna Tapariya / Himanshu Shekhar Jha

**SEBI Registration Number:** INM000010866

**ICICI Securities Limited**

ICICI Venture House,  
Appasaheb Marathe Marg,  
Prabhadevi, Mumbai – 400 025,  
Maharashtra, India

**Telephone:** +91 22 6807 7100

**E-mail:** bccl.ipo@icicisecurities.com

**Investor Grievance E-mail:**

customercare@icicisecurities.com

**Website:** www.icicisecurities.com

**Contact Person:** Rahul Sharma / Ashik Joisar

**SEBI Registration No.:** INM000011179

**Inter-se allocation of responsibilities between the BRLMs**

The table below sets forth the *inter-se* allocation of responsibilities for various activities among the BRLMs.

Sr. No.	Activity	Responsibility	Coordination
1.	Capital Structuring, positioning strategy and Due diligence of the Company including its operations / management / business plans / legal etc. Drafting and design of the Draft Red Herring Prospectus, Red Herring Prospectus, Prospectus, and of statutory advertisements including a memorandum containing salient features of the Prospectus abridged prospectus and application form. The BRLMs shall ensure compliance with stipulated requirements and completion of prescribed formalities with the Stock Exchanges, RoC and SEBI including finalization of Prospectus and RoC filing.	BRLMs	IDBI Capital
2.	Drafting and approval of all statutory advertisements	BRLMs	IDBI Capital
3.	Drafting and approval of all publicity material other than statutory advertisement as mentioned in point 2 above including corporate advertising, brochure, etc. and filing of media compliance report	BRLMs	ICICI Securities
4.	Appointment of intermediaries (including coordinating all agreements to be entered into with such parties): advertising agency, registrar, printers, banker(s) to the Offer, Sponsor Bank, Share Escrow Agent, Syndicate Member, Monitoring Agency etc.	BRLMs	IDBI Capital
5.	Preparation of road show presentation and frequently asked questions	BRLMs	ICICI Securities
6.	International Institutional marketing of the Offer, which will cover, inter alia: <ul style="list-style-type: none"> <li>• Institutional marketing strategy;</li> <li>• Finalizing the list and division of international investors for one- to-one meetings; and</li> <li>• Finalizing international road show and investor meeting schedules</li> </ul>	BRLMs	ICICI Securities
7.	Domestic institutional marketing of the Offer, which will cover, inter alia: <ul style="list-style-type: none"> <li>• Domestic marketing strategy;</li> <li>• Finalizing the list and division of investors for one-to-one meetings; and</li> <li>• Finalizing domestic road show and investor meeting schedules</li> </ul>	BRLMs	ICICI Securities
8.	Conduct Non-Institutional marketing of the Offer, which will cover, inter alia: <ul style="list-style-type: none"> <li>• Finalizing media, marketing and public relations strategy; and</li> <li>• Formulating marketing strategies, preparation of publicity</li> </ul>	BRLMs	IDBI Capital

Sr. No.	Activity	Responsibility	Coordination
	budget for marketing to non-Institutional investors;		
9.	<p>Conduct retail marketing of the Offer, which will cover, inter alia:</p> <ul style="list-style-type: none"> <li>Finalizing media, marketing and public relations strategy;</li> <li>Finalizing centers for holding conferences for brokers, etc.</li> <li>Formulating marketing strategies, preparation of publicity budget; and</li> <li>Finalizing collection centers;</li> </ul> <p>Follow-up on distribution of publicity and issue material including form, RHP, Prospectus and deciding on the quantum of the issue material</p>	BRLMs	IDBI Capital
10.	Coordination with Stock Exchanges for book building software, bidding terminals, mock trading, anchor coordination, anchor CAN and intimation of anchor allocation	BRLMs	ICICI Securities
11.	Managing the book and finalization of pricing in consultation with the Company and Selling Shareholder	BRLMs	ICICI Securities
12.	<p>Post bidding activities including management of escrow accounts, coordinate non- institutional allocation, coordination with Registrar, Self-Certified Syndicate Banks, Sponsor Banks and other Bankers to the Offer, intimation of allocation and dispatch of refund to Bidders, etc. Other post- Offer activities, which shall involve essential follow-up with Bankers to the Offer and Self Certified Syndicate Banks to get quick estimates of collection and advising Company about the closure of the Offer, based on correct figures, finalization of the basis of allotment or weeding out of multiple applications, listing of instruments, dispatch of certificates or demat credit and refunds, payment of STT on behalf of the Selling Shareholders and coordination with various agencies connected with the post-Offer activity such as Registrar to the Offer, Bankers to the Offer, Sponsor Bank, Self-Certified Syndicate Banks including responsibility for underwriting arrangements, as applicable.</p> <p>Coordinating with Stock Exchanges and SEBI for submission of all post- Offer reports including the final post-Offer report to SEBI</p>	BRLMs	IDBI Capital

#### **Legal Advisers to our Company as to Indian Law**

##### **JSA**

One Lodha Place, 27<sup>th</sup> Floor,  
Senapati Bapat Marg, Lower Parel,  
Mumbai – 400013  
Maharashtra, India  
**Telephone:** +91 43418900  
**Email:** nirman.2025@jsalaw.com

#### **Statutory Auditors of our Company**

##### **Nag & Associates, Chartered Accountants**

Gali No 11, Jai Prakash Nagar,  
P.O. CMRI, Dhanbad – 826001,  
Jharkhand, India  
**Tel.:** +91 674 - 2355022  
**E-mail:** nagandassociates@gmail.com  
**Firm Registration No.:** 312063E  
**Peer Review Certificate No.:** 018233

#### **Changes in Auditors**

Except as disclosed below, there has been no change in our auditors in the three years preceding the date of this Red Herring Prospectus:

<b>Name of Auditor</b>	<b>Date of Change</b>	<b>Reason for Change</b>
<b>Nag &amp; Associates, Chartered Accountants</b> Gali No 11, Jai Prakash Nagar, P.O. CMRI, Dhanbad – 826001, Jharkhand, India <b>Tel.:</b> +91 674 - 2355022 <b>E-mail:</b> nagandassociates@gmail.com <b>Firm Registration No.:</b> 312063E <b>Peer Review Certificate No.:</b> 018233	September 13, 2025	Re-Appointment as statutory auditor
<b>Nag &amp; Associates, Chartered Accountants</b> Gali No 11, Jai Prakash Nagar, P.O. CMRI, Dhanbad – 826001, Jharkhand, India <b>Tel.:</b> +91 674 - 2355022 <b>E-mail:</b> nagandassociates@gmail.com <b>Firm Registration No.:</b> 312063E <b>Peer Review Certificate No.:</b> 018233	October 19, 2024	Re-Appointment as statutory auditor
<b>Nag &amp; Associates, Chartered Accountants</b> Gali No 11, Jai Prakash Nagar, P.O. CMRI, Dhanbad – 826001, Jharkhand, India <b>Tel.:</b> +91 674 - 2355022 <b>E-mail:</b> nagandassociates@gmail.com <b>Firm Registration No.:</b> 312063E <b>Peer Review Certificate No.:</b> 018233	October 10, 2023	Appointment as statutory auditor
<b>N.C. Banerjee &amp; Co., Chartered Accountants</b> 54A, Kunj Vihar, Chira Chas, Bokaro, Jharkhand - 827013 <b>Tel.:</b> +91 33-22132200 <b>E-mail:</b> ncbanerjee02@gmail.com <b>Firm Registration No.:</b> 302081E <b>Peer Review No.:</b> 014164	October 9, 2023	Expiry of term as statutory auditor

#### **Registrar to the Offer**

##### **KFin Technologies Limited**

Selenium Tower-B,  
Plot No. 31 & 32, Gachibowli,  
Financial District, Nanakramguda, Serilingampally,  
Hyderabad – 500 032, Telangana, India.  
**Telephone:** +91 40 6716 2222/18003094001  
**E-mail:** bccl.ipo@kfintech.com  
**Investor grievance e-mail:** einward.ris@kfintech.com  
**Website:** www.kfintech.com  
**Contact person:** M. Murali Krishan  
**SEBI registration no:** INR000000221

#### **Banker(s) to the Offer**

##### **Escrow Collection Bank**

##### **HDFC Bank Limited**

FIG – OPS Department-Lodha,  
I Think Techno Campus O-3 Level,  
Next to Kanjurmarg Railway Station,

Kanjurmarg (East) Mumbai – 400042,  
Maharashtra, India

**Contact Person:** Eric Bacha/ Sachin Gawade/ Pravin Teli/ Siddharth Jadhav/ Tushar Gavankar

**Telephone:** +91 22 30752927/ 28/ 2914

**E-mail:** siddharth.jadhav@hdfc.bank.in, sachin.gawade@hdfc.bank.in, eric.bacha@hdfc.bank.in,  
tuhar.gavankar@hdfc.bank.in, pravin.teli2@hdfc.bank.in

**Website:** www.hdfc.bank.in

### ***Refund Bank***

#### **HDFC Bank Limited**

FIG – OPS Department-Lodha,  
I Think Techno Campus O-3 Level,  
Next to Kanjurmarg Railway Station,  
Kanjurmarg (East) Mumbai – 400042,  
Maharashtra, India

**Contact Person:** Eric Bacha/ Sachin Gawade/ Pravin Teli/ Siddharth Jadhav/ Tushar Gavankar

**Telephone:** +91 22 30752927/ 28/ 2914

**E-mail:** siddharth.jadhav@hdfc.bank.in, sachin.gawade@hdfc.bank.in, eric.bacha@hdfc.bank.in,  
tuhar.gavankar@hdfc.bank.in, pravin.teli2@hdfc.bank.in

**Website:** www.hdfc.bank.in

### ***Public Offer Account Bank***

#### **Axis Bank Limited**

Rajarhat Branch, Dongfang Building,  
Plot No. AH/5; Premises No. MAR-16-III,  
Biswa Bangla Sarani, next to IOC petrol pump,  
New town, Pin Code: 700156

**Contact Person:** Sabuj Biplab Dasgupta

**Telephone:** +91 8001606691

**E-mail:** Rajarhat.Branchhead@axisbank.com

**Website:** www.axis.bank.in

### ***Sponsor Banks***

#### **HDFC Bank Limited**

FIG – OPS Department-Lodha,  
I Think Techno Campus O-3 Level,  
Next to Kanjurmarg Railway Station,  
Kanjurmarg (East) Mumbai – 400042,  
Maharashtra, India

**Contact Person:** Eric Bacha/ Sachin Gawade/ Pravin Teli/ Siddharth Jadhav/ Tushar Gavankar

**Telephone:** +91 22 30752927/ 28/ 2914

**E-mail:** siddharth.jadhav@hdfc.bank.in, sachin.gawade@hdfc.bank.in, eric.bacha@hdfc.bank.in,  
tuhar.gavankar@hdfc.bank.in, pravin.teli2@hdfc.bank.in

**Website:** www.hdfc.bank.in

#### **Axis Bank Limited**

Rajarhat Branch, Dongfang Building,  
Plot No. AH/5; Premises No. MAR-16-III,  
Biswa Bangla Sarani, next to IOC petrol pump,  
New town, Pin Code: 700156

**Contact Person:** Sabuj Biplab Dasgupta

**Telephone:** +91 8001606691

**E-mail:** Rajarhat.Branchhead@axisbank.com

**Website:** www.axis.bank.in

### **Bankers to the Company**

**Canara Bank**

Katras Road, Bank More, Dhanbad  
**Telephone:** +91 9771490251  
**E-mail:** cb0251@canarabank.com  
**Website:** www.canarabank.com  
**Contact Person:** Sanjeev Kumar

**State Bank of India**

Bank More Dhanbad  
**Telephone:** 0326-2303111  
**E-mail:** sbi.00066@sbi.co.in  
**Website:** www.sbi.co.in  
**Contact Person:** Kanhaiya Bharat Bhusan

**Indian Bank**

Corporate Office -254-260,  
 Avvai Shanmugam Salai,  
 Royapettah, Chennai – 600014  
**Telephone:** +91 44-28134484  
**E-mail:** investors@indianbank.co.in  
**Website:** www.indianbank.in  
**Contact Person:** Branch Manager, Dhanbad

**ICICI Bank Limited**

3A Gurusaday Road,  
 Kolkata - 700017  
**Telephone:** +91 33-44248560  
**E-mail:** amit.bhageria@icicibank.com  
**Website:** www.icicibank.com  
**Contact Person:** Amit Kumar Bhageria

**Axis Bank Limited**

AC Market Building, 4<sup>th</sup> Floor, 1,  
 Shakespeare Sarani, Kolkata – 700015  
**Telephone:** +91 33-66272077  
**E-mail:** ankit.jain@axisbank.com  
**Website:** www.axisbank.com  
**Contact Person:** Ankit Jain

**HDFC Bank Limited**

3A, Gurusaday Dutta Road,  
 Kolkata – 700 019  
**Telephone:** +91 33-66384115  
**E-mail:** kaushik.chatterjee@hdfcbank.com  
**Website:** www.hdfcbank.com  
**Contact Person:** Kaushik Chatterjee

**Designated Intermediaries*****SCSBs and mobile applications enabled for UPI mechanism***

The banks registered with the SEBI, which offer the facility of ASBA services, (i) in relation to ASBA, where the Bid Amount will be blocked by authorizing an SCSB, a list of which is available on the website of SEBI at [www.sebi.gov.in/sebiweb/other/OtherAction.do?doRecognisedFpi=yes&intmId=34](http://www.sebi.gov.in/sebiweb/other/OtherAction.do?doRecognisedFpi=yes&intmId=34) and updated from time to time and at such other websites as may be prescribed by SEBI from time to time, (ii) in relation to UPI Bidders, a list of which is available on the website of SEBI at [sebi.gov.in/sebiweb/other/OtherAction.do?doRecognisedFpi=yes&intmId=40](http://sebi.gov.in/sebiweb/other/OtherAction.do?doRecognisedFpi=yes&intmId=40) or such other website as updated from time to time.

Applications through UPI in the Offer can be made only through the SCSBs mobile applications (apps) whose name appears on the SEBI website. A list of SCSBs and mobile application, which, are live for applying in public issues using UPI mechanism is provided as Annexure 'A' to the SEBI circular no. SEBI/HO/CFD/DIL2/CIR/P/2019/85 dated July 26, 2019. The list is available on the website of SEBI at [www.sebi.gov.in/sebiweb/other/OtherAction.do?doRecognisedFpi=yes&intmId=43](http://www.sebi.gov.in/sebiweb/other/OtherAction.do?doRecognisedFpi=yes&intmId=43) and updated from time to time and at such other websites as may be prescribed by SEBI from time to time.

**Syndicate SCSB Branches**

In relation to Bids (other than Bids by Anchor Investors and RIBs) submitted under the ASBA process to a member of the Syndicate, the list of branches of the SCSBs at the Specified Locations named by the respective SCSBs to receive deposits of Bid cum Application Forms from the members of the Syndicate is available on the website of the SEBI ([www.sebi.gov.in/sebiweb/other/OtherAction.do?doRecognised=yes&intmId=35](http://www.sebi.gov.in/sebiweb/other/OtherAction.do?doRecognised=yes&intmId=35)) and updated from time to time or any such other website as may be prescribed by SEBI from time to time.

**Registered Brokers**

The list of the Registered Brokers eligible to accept ASBA Forms, including details such as postal address, telephone number and e-mail address, is provided on the websites of the BSE and the NSE at [www.bseindia.com](http://www.bseindia.com) and [www.nseindia.com](http://www.nseindia.com), respectively, as updated from time to time.

## **RTAs**

The list of the RTAs eligible to accept ASBA Forms at the Designated RTA Locations, including details such as address, telephone number and e-mail address, is provided on the websites of Stock Exchanges at [www.bseindia.com/Static/Markets/PublicIssues/RtaDp.aspx?](http://www.bseindia.com/Static/Markets/PublicIssues/RtaDp.aspx?) and [www.nseindia.com/products-services/initial-public-offerings-asba-procedures](http://www.nseindia.com/products-services/initial-public-offerings-asba-procedures), respectively, as updated from time to time.

## **Collecting Depository Participants**

The list of the CDPs eligible to accept ASBA Forms at the Designated CDP Locations, including details such as name and contact details, is provided on the websites of BSE at [www.bseindia.com/Static/Markets/PublicIssues/RtaDp.aspx?](http://www.bseindia.com/Static/Markets/PublicIssues/RtaDp.aspx?) and on the website of NSE at <https://www.nseindia.com/products-services/initial-public-offerings-asba-procedures>, as updated from time to time.

## **Credit Rating**

As the Offer is an initial public offering of Equity Shares, the appointment of a credit rating agency is not required.

## **IPO Grading**

No credit rating agency registered with the SEBI has been appointed in respect of obtaining grading for the Offer.

## **Debenture Trustees**

As the Offer is an initial public offering of Equity Shares, the appointment of debenture trustees is not required.

## **Monitoring Agency**

As the Offer is an offer for sale of Equity Shares by the Promoter Selling Shareholder, our Company is not required to appoint a monitoring agency in relation to the Offer.

## **Appraising Agency**

As the Offer is an offer for sale of Equity Shares, our Company will not receive any proceeds from the Offer. Accordingly, no appraising agency has been appointed for the Offer.

## **Green Shoe Option**

No green shoe option is contemplated under the Offer.

## **Experts**

Our Company has not obtained any expert opinions other than as disclosed below.

Our Company has received written consent dated December 9, 2025, from Nag & Associates, Chartered Accountants, the Statutory Auditors to include their name as required under Section 26(5) of the Companies Act in this Red Herring Prospectus and as an “expert” as defined under Section 2(38) of the Companies Act in respect of their (i) examination report dated December 8, 2025, on the Restated Financial Information; (ii) the statement of possible special tax benefits dated December 9, 2025; included in this Red Herring Prospectus and such consent has not been withdrawn as of the date of this Red Herring Prospectus. However, the term “expert” shall not be construed to mean an “expert” as defined under the U.S. Securities Act.

Our Company has received written consent dated December 2, 2025, from SRK Consulting to include their name as required under Section 26(5) of the Companies Act in this Red Herring Prospectus and as an “expert” as defined under Section 2(38) of the Companies Act in respect of their SRK Report dated December 2, 2025 and such consent has not been withdrawn as of the date of this Red Herring Prospectus. However, the terms “expert” shall not be construed to mean “expert” as defined under the U.S. Securities Act.

Our Company has received written consent dated December 9, 2025 from Mehta and Mehta, practicing company

secretary, to include their name in this Red Herring Prospectus and be named as an “expert” as defined under Section 2(38) of the Companies Act, 2013 in respect of the certificate issued by them in their capacity as a practicing company secretary to our Company and such consent has not been withdrawn as of the date of this Red Herring Prospectus. However, the terms “expert” shall not be construed to mean “expert” as defined under the U.S. Securities Act.

### **Book Building Process**

Book building process, in the context of the Offer, refers to the process of collection of Bids from Bidders on the basis of this Red Herring Prospectus and the Bid cum Application Forms and the Revision Forms within the Price Band and minimum Bid Lot. The Price Band and the minimum Bid Lot size will be decided by our Company in consultation with the BRLMs, and shall be advertised in (i) all editions of Financial Express, a widely circulated English national daily newspaper; (ii) all editions of Jansatta, a Hindi national daily newspaper; and (iii) Dhanbad edition of Bihar Observer a widely circulated Hindi newspaper, Hindi being the regional language of Jharkhand, where our Registered and Corporate Office is located), each with wide circulation, and advertised at least two Working Days prior to the Bid/Offer Opening Date and shall be made available to the Stock Exchanges to upload on their respective websites. The Offer Price shall be determined by our Company, in consultation with the BRLMs, after the Bid/Offer Closing Date.

**All Bidders, except Anchor Investors, are mandatorily required to use the ASBA process for participating in the Offer by providing details of their respective ASBA Account in which the corresponding Bid Amount will be blocked by SCSBs. In addition to this, the UPI Bidders may participate through the ASBA process by either (a) providing the details of their respective ASBA Account in which the corresponding Bid Amount will be blocked by the SCSBs; or (b) through the UPI Mechanism. Anchor Investors are not permitted to participate in the Anchor Investor Portion through the ASBA process.**

**In accordance with the SEBI ICDR Regulations, QIBs Bidding in the QIB Portion and Non-Institutional Bidders bidding in the Non-Institutional Portion are not allowed to withdraw or lower the size of their Bids (in terms of the quantity of the Equity Shares or the Bid Amount) at any stage. Retail Individual Bidders, Eligible Employees Bidding in the Employee Reservation Portion and Eligible Shareholders Bidding in the Shareholder Reservation Portion can revise their Bids during the Bid/Offer Period and can withdraw their Bids on or before the Bid/Offer Closing Date. Further, Anchor Investors cannot withdraw their Bids after the Anchor Investor Bid/Offer Period. Allocation to the Anchor Investors will be on a discretionary basis. See “Offer Structure” and “Offer Procedure” beginning on pages 505 and 511, respectively.**

Except for allocation to RIBs, NIBs and Anchor Investors, allocation in the Offer will be on a proportionate basis. Allocation to the Anchor Investors will be on a discretionary basis. For allocation to the Non-Institutional Bidders, the following shall be followed:

- a) One-third of the portion available to Non-Institutional Bidders shall be reserved for Bidders with application size of more than ₹0.20 million and up to ₹1.00 million;
- b) Two-thirds of the portion available to Non-Institutional Bidders shall be reserved for Bidders with application size of more than ₹1.00 million.

Provided that the unsubscribed portion in either of the sub-categories specified under clauses (a) or (b), may be allocated to Bidders in the other sub-category of Non-Institutional Bidders.

Each Bidder by submitting a Bid in the Offer, will be deemed to have acknowledged the above restrictions and the terms of the Offer.

**The Book Building Process is in accordance with guidelines, rules, regulations prescribed by SEBI, which are subject to change from time to time. Bidders are advised to make their own judgment about an investment through this process prior to submitting a Bid.**

**Bidders should note that the Offer is also subject to obtaining the final listing and trading approvals of the Stock Exchanges, which our Company shall apply for after Allotment; and filing of the Prospectus with the RoC.**

For further details on the method and procedure for Bidding, see “Offer Structure” and “Offer Procedure” beginning on pages 505 and 511, respectively.



## Illustration of Book Building and Price Discovery Process

For an illustration of the Book Building Process and the price discovery process, see “Offer Procedure” on page 511.

### Underwriting Agreement

The Underwriting Agreement has not been executed as on the date of this Red Herring Prospectus and will be executed after the determination of the Offer Price and allocation of Equity Shares, but prior to the filing of the Prospectus with the RoC. Our Company and the Promoter Selling Shareholder intend to enter into an Underwriting Agreement with the Underwriters, who shall be merchant bankers or stockbrokers registered with SEBI, for the Equity Shares proposed to be offered through the Offer. The Underwriting Agreement is dated [●]. The extent of underwriting obligations and the Bids to be underwritten by each Underwriter shall be in accordance with the Underwriting Agreement. It is proposed that pursuant to the terms of the Underwriting Agreement, the obligations of the Underwriters will be several and will be subject to conditions specified therein.

The Underwriters have indicated their intention to underwrite such number of Equity Shares as disclosed below:

*(This portion has been intentionally left blank and will be filled in before filing the Prospectus with the RoC.)*

Name, Address, Telephone Number and E-mail Address of the Underwriters	Indicative Number of Equity Shares to be Underwritten	Amount Underwritten (in ₹ million)
[●]	[●]	[●]

The abovementioned underwriting commitments are indicative and will be finalized after determination of the Offer Price and Basis of Allotment and the allocation of Equity Shares, subject to and in accordance with the provisions of the SEBI ICDR Regulations.

In the opinion of our Board of Directors (based on representations made to our Company by the Underwriters), the resources of each of the abovementioned Underwriters are sufficient to enable them to discharge their respective underwriting obligations in full. The abovementioned Underwriters are registered with the SEBI under Section 12(1) of the SEBI Act or registered as brokers with the Stock Exchange(s). Our Board of Directors, at its meeting held on [●], has accepted and entered into the Underwriting Agreement mentioned above on behalf of our Company.

Notwithstanding the above table, the Underwriters will be severally responsible for ensuring payment with respect to Equity shares allocated to Bidders procured by them in accordance with the Underwriting Agreement.

Allocation among the Underwriters may not necessarily be in proportion to their underwriting commitment disclosed in the table above.

## CAPITAL STRUCTURE

The share capital of our Company, as on the date of this Red Herring Prospectus, is set forth below:

(in ₹, except share data)

		Aggregate value at face value	Aggregate value at Offer Price*
<b>A</b>	<b>AUTHORIZED SHARE CAPITAL<sup>(1)</sup></b>		
	5,100,000,000 Equity Shares bearing face value of ₹ 10 each	51,000,000,000	-
<b>B</b>	<b>ISSUED, SUBSCRIBED AND PAID-UP SHARE CAPITAL BEFORE THE OFFER</b>		
	4,657,000,000 Equity Shares bearing face value of ₹ 10 each	46,570,000,000	-
<b>D</b>	<b>PRESENT OFFER IN TERMS OF THIS RED HERRING PROSPECTUS</b>		
	Offer for Sale of up to 465,700,000 Equity Shares of face value of ₹ 10 each aggregating up to ₹ [●] million <sup>(2)(3)</sup>		
	<i>Which includes:</i>		
	- Offer for Sale of up to 465,700,000 Equity Shares of face value of ₹ 10 each aggregating up to ₹ [●] million <sup>(2)(3)</sup>	[●]	[●]
	<i>The Offer includes</i>		
	- Employee Reservation Portion of up to 23,285,000 Equity Shares of face value of ₹ 10 each aggregating up to ₹ [●] million <sup>(4)</sup>	[●]	[●]
	- Shareholder Reservation Portion of up to 46,570,000 Equity Shares of face value of ₹ 10 each aggregating up to ₹ [●] million <sup>(5)</sup>	[●]	[●]
	Net Offer of up to 395,845,000 Equity Shares of face value of ₹ 10 each aggregating up to ₹ [●] million	[●]	[●]
<b>E</b>	<b>ISSUED, SUBSCRIBED AND PAID-UP SHARE CAPITAL AFTER THE OFFER</b>		
	4,657,000,000 Equity Shares bearing face value of ₹ 10 each*#	46,570,000,000	-
<b>F</b>	<b>SECURITIES PREMIUM ACCOUNT</b>		
	Before the Offer		Nil
	After the Offer*		[●]

\* To be included upon finalization of the Offer Price

# Assuming full subscription in the Offer

- (1) For details in relation to the changes in the authorized share capital of our Company since incorporation, please refer to the section titled "History and Certain Corporate Matters – Amendments to the Memorandum of Association in the last 10 years" on page 263.
- (2) The Offer has been authorized by a resolution of our Board of Directors dated May 27, 2025.
- (3) The Promoter Selling Shareholder confirm that the Equity Shares being offered by them in the Offer for Sale have been held by them for a period of at least one year prior to the date of filing off the Draft Red Herring Prospectus in accordance with Regulation 8 of the SEBI ICDR Regulations and are accordingly, eligible for being offered in the Offer for Sale.
- (4) The Employee Reservation Portion shall not exceed 5% of our post-Offer paid-up Equity Share capital. In the event of under-subscription in the Employee Reservation Portion, the unsubscribed portion will be available for allocation and Allotment, proportionately to all Eligible Employees who have Bid in excess of ₹ 0.20 million (net of Employee Discount), subject to the maximum value of Allotment made to such Eligible Employee not exceeding ₹ 0.50 million (net of Employee Discount). Further, undersubscription, if any, in the Employee Reservation Portion or the Shareholders Reservation Portion, may be added to other reserved category and the unsubscribed portion, if any, after such inter-se adjustments among such reserved categories shall be added to the Net Offer. Our Company, in consultation with the BRLMs, may offer a discount of up to [●] % on the Offer Price (equivalent of ₹ [●] per Equity Share) to Eligible Employees bidding in the Employee Reservation Portion which shall be announced two Working Days prior to the Bid/ Offer Opening Date. For further details, see the sections titled "Offer Procedure" and "Offer Structure" on pages 511 and 505, respectively.
- (5) The Shareholder Reservation Portion shall not exceed 10% of the Offer size. Undersubscription, if any, in the Shareholders Reservation Portion or the Employee Reservation Portion, may be added to other reserved category and the unsubscribed portion, if any, after such inter-se adjustments among such reserved categories shall be added to the Net Offer. Bids by Eligible Shareholders in the Shareholder Reservation Portion, the Net Offer portion and the Employee Reservation Portion (if eligible) shall not be treated as multiple Bids subject to applicable limits. If an Eligible Shareholder is Bidding in the Shareholder Reservation Portion up to ₹ 0.20 million, application by such Eligible Shareholders in the Retail Portion or Non-Institutional Portion and Employee Reservation Portion (if eligible and subject to applicable limits) shall not be treated as multiple Bids. Therefore, Eligible Shareholders bidding in the Shareholder Reservation Portion (subject to the Bid Amount being up to ₹ 0.20 million) can also Bid under the Net Offer and Employee Reservation Portion (if eligible and subject to applicable limits) and such Bids shall not be treated as multiple Bids. For further details, see "Offer Structure" on page 505.

## Notes to capital structure

### 1. Equity Share capital history of our Company

a. The history of the equity share capital of our Company is set out in the table below:

Date of allotment of equity shares	Number of equity shares allotted	Details of allottees	Face value per equity share (₹)	Issue price per equity share (₹)	Reason/ Nature of allotment	Nature of consideration	Cumulative number of equity shares	Cumulative paid-up equity share capital (₹)
January 01, 1972	3	1 equity share to President of India, acting through Department of Mines, Ministry of Steel and Mines and 1 equity share each to (i) T.L. Sankar and (ii) G.V.G Raman (as nominee of President of India, acting through Department of Mines, Ministry of Steel and Mines).	1,000	1,000	Initial Subscription to MOA	Cash	3	3,000
July 19, 1972	8,500	President of India	1,000	1,000	Further allotment	Cash	8,503	8,503,000
March 16, 1973	1,500	Steel Authority of India Limited	1,000	1,000	Further allotment	Cash	10,003	10,003,000
September 10, 1973	7,500	Steel Authority of India Limited	1,000	1,000	Further allotment	Cash	17,503	17,503,000
August 25, 1974	2,500	Steel Authority of India Limited	1,000	1,000	Further allotment	Cash	20,003	20,003,000
April 28, 1975	30,400	President of India	1,000	1,000	Further allotment	Cash	50,403	50,403,000
June 16, 1975	60,000	President of India	1,000	1,000	Further allotment	Cash	110,403	110,403,000
August 07, 1975	40,000	President of India	1,000	1,000	Further allotment	Cash	150,403	150,403,000
October 24, 1975	35,000	President of India	1,000	1,000	Further allotment	Cash	185,403	185,403,000
March 12, 1976	79,000	Coal India Limited	1,000	1,000	Further allotment	Cash	264,403	264,403,000
May 07, 1976	97,600	Coal India Limited	1,000	1,000	Further allotment	Cash	362,003	362,003,000
May 07, 1976	60,000	Coal India Limited	1,000	1,000	Conversion of loan into equity	Other than cash	422,003	422,003,000
August 02, 1976	30,000	Coal India Limited	1,000	1,000	Conversion of loan into equity	Other than cash	452,003	452,003,000
August 02, 1976	183,522	Coal India Limited	1,000	1,000	Allotment against takeover of Assets of Nationalised coal mines	Other than cash	635,525	635,525,000
August 02, 1976	3	1 equity share each to (i) G.S.	1,000	1,000	Further allotment	Cash	635,528	635,528,000

Date of allotment of equity shares	Number of equity shares allotted	Details of allottees	Face value per equity share (₹)	Issue price per equity share (₹)	Reason/ Nature of allotment	Nature of consideration	Cumulative number of equity shares	Cumulative paid-up equity share capital (₹)
		Sidhu; (ii) H. Srinivasan; and (iii) Asa Singh (as nominees of Coal India Limited)						
March 22, 1978	21,401	Coal India Limited	1,000	1,000	Payment of credit balances to ex owner of coking mines	Other than cash	656,929	656,929,000
March 31, 1981	1,000,000	Coal India Limited	1,000	1,000	Further allotment	Cash	1,656,929	1,656,929,000
December 30, 1982	1,843,071	Coal India Limited	1,000	1,000	Conversion of loan into equity	Other than cash	3,500,000	3,500,000,000
September 10, 1985	1,000,000	Coal India Limited	1,000	1,000	Further allotment	Cash	4,500,000	4,500,000,000
May 22, 1987	1,440,000	Coal India Limited	1,000	1,000	Further allotment	Cash	5,940,000	5,940,000,000
April 08, 1987	104,074	Coal India Limited	1,000	1,000	Further allotment	Cash	6,044,074	6,044,074,000
June 01, 1988	1,006,000	Coal India Limited	1,000	1,000	Further allotment	Cash	7,050,074	7,050,074,000
March 08, 1989	1,100,200	Coal India Limited	1,000	1,000	Further allotment	Cash	8,150,274	8,150,274,000
April 11, 1990	1,349,726	Coal India Limited	1,000	1,000	Further allotment	Cash	9,500,000	9,500,000,000
February 07, 1991	976,300	Coal India Limited	1,000	1,000	Further allotment	Cash	10,476,300	10,476,300,000
March 21, 1992	743,700	Coal India Limited	1,000	1,000	Further allotment	Cash	11,220,000	11,220,000,000
October 04, 1997	9,960,000	Coal India Limited	1,000	1,000	Conversion of loan into equity	Other than cash	21,180,000	21,180,000,000
March 24, 2020	25,390,000	Coal India Limited	1,000	1,000	Conversion of Preference Shares to equity shares in the ratio of 1:1	Other than cash	46,570,000	46,570,000,000

Pursuant to the resolutions passed by Board of Directors and Shareholders dated April 15, 2025, and April 28, 2025, respectively, the face value of the equity shares was sub-divided from ₹1,000 per equity share to ₹ 10 per equity share. Accordingly, the issued, subscribed and paid-up equity share capital of our Company being 46,570,000 equity shares of ₹1,000 each was sub-divided into 4,657,000,000 equity shares of ₹ 10 each.

*We have placed reliance on the disclosures made in the Board minutes, to ascertain the details of the issue of Equity Shares, the nature of allotment, issue price per equity share and the nature of consideration since the Form 2 for the relevant allotments are neither available in the records of our Company nor in the records of the RoC or they contain certain typographical errors, as certified by Mehta and Mehta, Company Secretaries, in the search report dated January 2, 2026. For further information, please see "Risk Factors – We do not have access to records and data pertaining to certain historical legal and secretarial information in relation to certain disclosures. Further, there are certain discrepancies in the records available with us" on page 49.*

*\*Equity Shares held by aforementioned nominee shareholders ("Original Nominee Shareholders") pursuant to subscription of MoA have been transferred from time to time. As on the date of this Red Herring Prospectus, 600 Equity Shares are held by Rajesh Kumar, Mukesh Choudhary, Polavarapu Mallikharjuna Prasad, Murli Krishna Ramaiah, Sanjay Kumar Singh and Manoj Kumar Agarwal in the capacity of nominee shareholders of Coal India Limited.*

## b. Secondary transactions of Equity Shares

Except as stated below, as on the date of this Red Herring Prospectus, there have been no secondary transaction of Equity Shares by the Promoters (other than transfer of equity shares pursuant to changes in nominee shareholders of President of India/ Coal India Limited), since incorporation of our Company.

Date of transfer of equity shares	Number of equity shares transferred	Details of transferor	Details of transferee	Face value per equity shares (₹)	Transfer price per equity shares (₹)	Nature of consideration
March 14, 1973	8,501	President of India	Steel Authority of India Limited	1,000	1,000	Other than Cash
February 15, 1975	20,001	Steel Authority of India Limited	President of India	1,000	1,000	Cash
November 01, 1975	150,402	President of India	Coal India Limited	1,000	1,000	Other than Cash
March 12, 1976	35,001	President of India	Coal India Limited	1,000	1,000	Other than Cash

*Note:*

*For the purpose disclosure of secondary transfer of shares, the transfers made between different ministries (acting through the President of India) have not been considered.*

## 2. Preference share capital history of our Company

The history of the preference share capital of our Company is set forth in the table below:

Date of allotment	Number of preference shares	Details of allottees	Face value per preference share (in ₹)	Issue price per preference share (in ₹)	Nature of consideration	Nature of allotment
March 26, 2013	25,390,000	Coal India Limited	1,000	1,000	Other than cash	Conversion of loan into equity
March 24, 2020	(25,390,000)	Coal India Limited	N.A.	N.A.	Other than cash	Conversion of preference shares to equity shares in the ratio of 1:1

Our Company does not have any preference share capital as on the date of this Red Herring Prospectus

## 3. Shares issued for consideration other than cash or byway of a bonus issue

Except as disclosed above in “*Capital Structure-Notes to Capital Structure-Equity Share capital history of our Company*” on page 107, our Company has not issued any shares for consideration other than cash or by way of a bonus issue.

## 4. Shares issued out of revaluation reserves

Our Company has not issued any shares out of revaluation reserves since its incorporation

## 5. Issue of shares pursuant to Sections 391 to 394 of the Companies Act 1956 or Sections 230 to 234 of the Companies Act, 2013

As of the date of this Red Herring Prospectus, our Company has not issued or allotted any equity shares in terms of any scheme of arrangement approved under Sections 391 to 394 of the Companies Act, 1956 or Sections 230 to 234 of the Companies Act, 2013.

**6. Issue of shares which may be at a price lower than the Offer Price in the last year**

Our Company has not issued any equity shares during a period of one year preceding the date of this Red Herring Prospectus at a price which may be lower than the Offer Price.

**7. Issue of Equity Shares under employee stock options schemes**

As on the date of this Red Herring Prospectus, our Company does not have any employee stock option scheme

**8. Compliance with Companies Act, 2013**

All the issuances of the Equity Shares by our Company since the date of inception, have been issued and allotted in compliance with the relevant provisions of the Companies Act, 1956, including Sections 67 and 81 thereof and the rules made thereunder, as applicable and Companies Act, 2013, including Sections 25, 28, 42 and 62 thereof and the rules made thereunder, as applicable. Further, except as provided in “-*Preference share capital history of our Company*” above, our Company has not issued any other securities since its incorporation.

**9. Details of Shareholding of our Promoter and members of the Promoter Group in our Company**

As on the date of this Red Herring Prospectus, one of our Promoters, Coal India Limited holds 4,657,000,000 Equity Shares of face value of ₹ 10 each (includes 600 Equity Shares held by Rajesh Kumar, Mukesh Choudhary, , Polavarapu Mallikharjuna Prasad, Murli Krishna Ramaiah, Sanjay Kumar Singh and Manoj Kumar Agarwal, jointly with Coal India Limited in the capacity of nominee shareholders of Coal India Limited) equivalent to 100.00 % of the issued, subscribed and paid-up Equity Share capital of our Company. Our other Promoter, President of India, acting through the Ministry of Coal, Government of India and members of our Promoter Group do not hold any Equity Shares in our Company.

*(the remainder of this page has been intentionally left blank)*

i. **Build-up of the shareholding of our Promoters in our Company**

The details regarding the equity shareholding of the President of India, acting through the Ministry of Coal (including its nominees) and Coal India Limited (including its nominees) since incorporation of our Company is set forth in the table below:

Date of allotment/ transfer	Number of fully paid- up equity shares	Face value (₹)	Issue/ Transfer price per equity share (₹)	Nature of consideration	Nature of acquisition/ allotment/ transfer	Percentage of pre- Issue equity share capital (%)	Percentage of post- Issue equity share capital (%)
<b>President of India, acting through the Ministry of Coal, Government of India</b>							
January 01, 1972	3	1,000	1,000	Cash	Initial subscription to the MoA	Negligible	[●]
July 19, 1972	8,500	1,000	1,000	Cash	Further Allotment	0.02	[●]
March 14, 1973	(8,501)	1,000	1,000	Other than cash	Transfer of shares from President of India to Steel Authority of India Limited	(0.02)	[●]
February 15, 1975	20,001	1,000	1,000	Cash	Transfer of shares from Steel Authority of India Limited to President of India	0.04	[●]
April 28, 1975	30,400	1,000	1,000	Cash	Further Allotment	0.07	[●]
June 16, 1975	60,000	1,000	1,000	Cash	Further Allotment	0.13	[●]
August 07, 1975	40,000	1,000	1,000	Cash	Further Allotment	0.09	[●]
October 24, 1975	35,000	1,000	1,000	Cash	Further Allotment	0.08	[●]
November 01, 1975	(150,402)	1,000	1,000	Other than cash	Transfer of shares from President of India to Coal India Limited	(0.32)	[●]
March 12, 1976	(35,001)	1,000	1,000	Other than cash	Transfer of shares from President of India to Coal India Limited	(0.08)	[●]
<b>Total (A)</b>	<b>Nil</b>					<b>Nil</b>	<b>[●]</b>
<b>Coal India Limited</b>							
November 01, 1975	150,402	1,000	1,000	Other than cash	Transfer of Shares from President of India to Coal India Limited	0.32	[●]
March 12, 1976	79,000	1,000	1,000	Cash	Further allotment	0.17	[●]
March 12, 1976	35,001	1,000	1,000	Other than cash	Transfer of Shares from President of India to Coal India Limited	0.08	[●]
May 07, 1976	97,600	1,000	1,000	Cash	Further allotment	0.21	[●]
May 07, 1976	60,000	1,000	1,000	Other than cash	Conversion of loan into equity	0.13	[●]
August 02, 1976	30,000	1,000	1,000	Other than cash	Conversion of loan into equity	0.06	[●]
August 02, 1976	183,522	1,000	1,000	Other than cash	Allotment against takeover of Assets of Nationalised coal mines	0.39	

Date of allotment/ transfer	Number of fully paid- up equity shares	Face value (₹)	Issue/ Transfer price per equity share (₹)	Nature of consideration	Nature of acquisition/ allotment/ transfer	Percentage of pre- Issue equity share capital (%)	Percentage of post- Issue equity share capital (%)
August 02, 1976	3	1,000	1,000	Cash	Further allotment	Negligible	[●]
March 22, 1978	21,401	1,000	1,000	Other than cash	Payment of credit balances to ex owner of coking mines	0.05	[●]
March 31, 1981	1,000,000	1,000	1,000	Cash	Further allotment	2.15	[●]
December 30, 1982	1,843,071	1,000	1,000	Other than cash	Conversion of Loan into Equity	3.96	[●]
September 10, 1985	1,000,000	1,000	1,000	Cash	Further allotment	2.15	[●]
May 22, 1987	1,440,000	1,000	1,000	Cash	Further allotment	3.09	[●]
April 08, 1987	104,074	1,000	1,000	Cash	Further allotment	0.22	[●]
June 01, 1988	1,006,000	1,000	1,000	Cash	Further allotment	2.16	[●]
March 08, 1989	1,100,200	1,000	1,000	Cash	Further allotment	2.36	[●]
April 11, 1990	1,349,726	1,000	1,000	Cash	Further allotment	2.90	[●]
February 07, 1991	976,300	1,000	1,000	Cash	Further allotment	2.10	[●]
March 21, 1992	743,700	1,000	1,000	Cash	Further allotment	1.60	[●]
October 04, 1997	9,960,000	1,000	1,000	Other than cash	Conversion of loan into equity	21.39	[●]
March 24, 2020	25,390,000	1,000	1,000	Other than cash	Conversion of preference shares to equity shares in the ratio of 1:1	54.52	[●]
Pursuant to the resolutions passed by Board of Directors and Shareholders dated April 15, 2025 and April 28, 2025 respectively, the face value of the equity shares was sub-divided from ₹1,000 per equity share to ₹ 10 per equity share. Accordingly, the issued, subscribed and paid-up equity share capital of our Company being 46,570,000 equity shares of ₹1,000 each was sub-divided into 4,657,000,000 equity shares of ₹ 10 each.							
<b>Total (B)</b>	<b>4,657,000,000</b>					<b>100.00</b>	<b>[●]</b>
<b>Total (A+B)</b>	<b>4,657,000,000</b>					<b>100.00</b>	<b>[●]</b>

We have placed reliance on the disclosures made in the Board minutes, to ascertain the details of the issue of Equity Shares, the nature of allotment, issue price per equity share and the nature of consideration since the Form 2 for the relevant allotments are neither available in the records of our Company nor in the records of the RoC or they contain certain typographical errors, as certified by Mehta and Mehta, Company Secretaries, in the search report dated January 2, 2026. For further information, please see "Risk Factors – We do not have access to records and data pertaining to certain historical legal and secretarial information in relation to certain disclosures. Further, there are certain discrepancies in the records available with us" on page 49.



- ii. All the Equity Shares held by one of our Promoter, Coal India Limited, were fully paid-up on the respective dates of allotment of such Equity Shares.
- iii. As on the date of this Red Herring Prospectus, none of the Equity Shares held by Coal India Limited are pledged or otherwise encumbered.
- iv. **Shareholding of our Promoters and Promoter Group**

The details of the shareholding of our Promoters and the members of the Promoter Group (to the extent applicable) as on the date of this Red Herring Prospectus are set forth in the table below:

Sr. No.	Name of the Promoter	Pre-Offer Equity Share Capital		Post-Offer Equity Share Capital*	
		No. of Equity Shares	% of total Shareholding	No. of Equity Shares	% of total Shareholding
1.	Coal India Limited	4,657,000,000 <sup>#</sup>	100.00%	[●]	[●]
2.	President of India, acting through the Ministry of Coal, Government of India	Nil	Nil	[●]	[●]
<b>Total</b>		<b>4,657,000,000<sup>#</sup></b>	<b>100.00%</b>	<b>[●]</b>	<b>[●]</b>

\* To be updated upon finalization of the Offer Price and subject to the Basis of Allotment

<sup>#</sup> Includes 600 Equity Shares held by Rajesh Kumar, Mukesh Choudhary, Polavarapu Mallikharjuna Prasad, Murli Krishna Ramaiah, Sanjay Kumar Singh and Manoj Kumar Agarwal jointly with Coal India Limited in the capacity of nominee shareholders of Coal India Limited.

Further, none of the members of our Promoter Group hold any Equity Shares in our Company.

v. **Details of minimum Promoters' contribution and applicable lock in**

Pursuant to Regulations 14 and 16 (1) of the SEBI ICDR Regulations, an aggregate of 20% of the post-Offer Equity Share capital of our Company held by one of our Promoters, Coal India Limited, shall be considered as minimum promoters' contribution and locked-in for a period of eighteen months from the date of Allotment ("Promoter's Contribution"). Coal India Limited's shareholding in excess of 20% shall be locked in for a period of six months from the date of Allotment. As on the date of this Red Herring Prospectus, Coal India Limited holds 4,657,000,000 Equity Shares, equivalent to 100.00 % of the issued, subscribed and paid-up Equity Share capital of our Company, the required portion of which are eligible for Promoters' Contribution.

One of our Promoters, Coal India Limited, has given consent to include such number of Equity Shares held by them, in aggregate, as may constitute 20% of the fully diluted post-Offer Equity Share capital of our Company as Promoter's Contribution. One of our Promoters, Coal India Limited, has agreed not to dispose, sell, transfer, charge, pledge or otherwise encumber in any manner the Promoter's Contribution from the date of this Red Herring Prospectus, until the expiry of the lock-in period specified above, or for such other time as required under SEBI ICDR Regulations, except as may be permitted, in accordance with the SEBI ICDR Regulations.

The details of Equity Shares which will be locked-in for minimum Promoter's contribution for a period of eighteen months, from the date of Allotment as Promoter's Contribution are as provided below:

Name of the Promoter	Number of Equity Shares held	Number of Equity Shares locked-in**	Date of allotment/ transfer	Face value per Equity Share (₹)	Allotment/ acquisition price per Equity Share (₹)	Nature of transaction	% of the post-Offer paid-up Equity Share capital, on a fully diluted basis	Date up to which Equity Shares locked-in
[●]	[●]	[●]	[●]	[●]	[●]	[●]	[●]	[●]
<b>Total</b>	<b>[●]</b>	<b>[●]</b>	<b>[●]</b>	<b>[●]</b>	<b>[●]</b>	<b>[●]</b>	<b>[●]</b>	<b>[●]</b>

Note: To be updated at the Prospectus stage.

\*\* Subject to finalisation of Basis of Allotment.

The Equity Shares that are being locked-in are not and will not be ineligible for computation of Promoter's Contribution under Regulation 15 of the SEBI ICDR Regulations. In particular, these Equity Shares do not and shall not consist of:

- (i) Equity Shares acquired during the three years preceding the date of this Red Herring Prospectus (a) for consideration other than cash and revaluation of assets or capitalisation of intangible assets is involved in such transaction, or (b) as a result of bonus shares issued by utilization of revaluation reserves or unrealised profits or from bonus issue against Equity Shares which are otherwise ineligible for computation of Promoter's Contribution;
- (ii) Equity Shares acquired during the one year preceding the date of this Red Herring Prospectus, at a price lower than the price at which the Equity Shares are being offered to the public in the Offer;
- (iii) Our Company has not been formed by the conversion of a partnership firm or a limited liability partnership firm into a company and hence, no Equity Shares have been issued in the one year immediately preceding the date of this Red Herring Prospectus pursuant to conversion from a partnership firm; and
- (iv) Equity Shares held by the Promoter that are subject to any pledge or any other form of encumbrance.

vi. ***Details of share capital locked-in for six months or any other period prescribed under applicable law***

In terms of Regulation 17 of the SEBI ICDR Regulations, the entire pre-Offer equity share capital of our Company, except for the Offered Shares successfully transferred by the Promoter Selling Shareholder pursuant to the Offer, will be locked-in for a period of six months from the date of Allotment in the Offer including any unsubscribed portion, except the Promoters' Contribution which shall be locked in as above

As required under Regulation 20 of the SEBI ICDR Regulations, our Company shall ensure that the details of the Equity Shares locked-in are recorded by the relevant Depository.

In terms of Regulation 22 of the SEBI ICDR Regulations, Equity Shares held by one of our Promoters, Coal India Limited which are locked-in, may be transferred to members of the Promoter Group or to any new promoters, subject to continuation of lock-in in the hands of the transferees for the remaining period and compliance with provisions of the SEBI Takeover Regulations, as applicable and such transferee shall not be eligible to transfer them till the lock-in period stipulated in SEBI ICDR Regulations has expired. The Equity Shares held by persons other than our Promoter, Coal India Limited, and locked-in for a period of six months from the date of Allotment in the Offer or any other period as may be prescribed under applicable law, may be transferred to any other person holding Equity Shares which are locked-in, subject to the continuation of the lock-in in the hands of the transferee for the remaining period and compliance with the provisions of the Takeover Regulations.

In terms of Regulation 21 of the SEBI ICDR Regulations, the Equity Shares held by one of our Promoters, Coal India Limited, which are locked-in as per Regulation 16 of the SEBI ICDR Regulations, may be pledged only with scheduled commercial banks or public financial institutions or systemically important non-banking finance companies or deposit taking housing finance companies as collateral security for loans granted by such entity, provided that such pledge of the Equity Shares is one of the terms of the sanctioned loan. However, such lock-in will continue pursuant to any invocation of the pledge and the transferee of the Equity Shares pursuant to such invocation shall not be eligible to transfer the Equity Shares until the expiry of the lock-in period stipulated above.

vii. ***Lock-in of Equity Shares Allotted to Anchor Investors***

50% of the Equity Shares allotted to Anchor Investors under the Anchor Investor Portion shall be locked-in for a period 90 days from the date of Allotment and the remaining 50% shall be locked-in for a period of 30 days from the date of Allotment.

viii. ***Recording of non-transferability of Equity Shares locked-in***

As required under Regulation 20 of the SEBI ICDR Regulations, our Company shall ensure that the

details of the Equity Shares locked-in are recorded by the relevant Depository

- ix. ***Sales or purchase of Equity Shares or other specified securities of our Company by our Promoters, members of our Promoter Group and/or our Directors or directors of our Corporate Promoter and their relatives during the six months immediately preceding the date of this Red Herring Prospectus***

None of our Promoters, the members of the Promoter Group, our Directors or directors of our Corporate Promoter or their relatives have purchased, acquired or sold any securities of our Company during the period of six months immediately preceding the date of filing of this Red Herring Prospectus.

*(the remainder of this page has been intentionally left blank)*

## 10. Shareholding pattern of our Company

The table below presents the shareholding pattern of our Company as on the date of this Red Herring Prospectus:

Category (I)	Category of shareholder (II)	Nos. of shareholders (III)	No. of fully paid-up Equity Shares held (IV)	No. of Partly paid-up Equity Shares held (V)	No. of Equity Shares underlying Depository Receipts (VI)	Total no. of Equity Shares held (VII) = (IV)+(V)+(VI)	Shareholding as a % of total no. of Equity Shares (calculated as per SCRR, 1957) (VIII) As a % of (A+B+C2)	Number of Voting Rights held in each class of securities (IX)				No. of Equity Shares Underlying Outstanding convertible securities (including Warrants) (X)	Shareholding, as a % assuming full conversion of convertible securities (as a percentage of diluted Equity Share capital) (XI)= (VII)+(X) As a % of (A+B+C2)	Number of Locked in Equity Shares (XII)		Number of Equity Shares pledged or otherwise encumbered (XIII)		Number of Equity Shares held in dematerialized form (XIV)
								No of Voting Rights						No. (a)	As a % of total Equity Shares held (b)	No. (a)	As a % of total Equity Shares held (b)	
								Class: Equity	Class: Others	Total	Total as a % of (A+B+C)							
(A)	Promoter and Promoter Group	7*	4,657,000,000	-	-	4,657,000,000	100.00	4,657,000,000	-	4,657,000,000	100.00	-	100.00	-	-	-	-	4,657,000,000
(B)	Public	-	-	-	-	-	-	-	-	-	-	-	-	-	-	-	-	-
(C)	Non Promoter-Non Public	-	-	-	-	-	-	-	-	-	-	-	-	-	-	-	-	-
(C1)	Shares underlying DRs	-	-	-	-	-	-	-	-	-	-	-	-	-	-	-	-	-
(C2)	Shares held by Employee Trusts	-	-	-	-	-	-	-	-	-	-	-	-	-	-	-	-	-
	Total	7*	4,657,000,000	-	-	4,657,000,000	100.00	4,657,000,000	-	4,657,000,000	100.00	-	100.00	-	-	-	-	4,657,000,000

\*Our Corporate Promoter, Coal India Limited, holds 4,657,000,000 Equity Shares, equivalent to 100.00% of the issued, subscribed and paid-up Equity Share capital of our Company out of which 600 Equity Shares are held by Rajesh Kumar, Mukesh Choudhary, Polavarapu Mallikharjuna Prasad, Murli Krishna Ramaiah, Sanjay Kumar Singh and Manoj Kumar Agarwal, jointly with Coal India Limited in the capacity of nominee shareholders of Coal India Limited

11. As of the date of the filing of this Red Herring Prospectus, our Company has seven (7) shareholders, which is our Corporate Promoter, Coal India Limited, along with six (6) nominee shareholders.

**12. Shareholding of our Directors, Key Managerial Personnel and members of Senior Management Personnel in our Company**

Except as stated below, none of our Directors or Key Managerial Personnel or members of Senior Management Personnel hold any Equity Shares.

Name of Director/ Key Managerial Personnel/ Member of Senior Management Personnel	Number of equity shares of face value ₹10 each on fully diluted basis	Percentage of pre- Offer Equity Share capital (%)	Percentage of post- Offer Equity Share capital (%)
<b>Directors</b>			
Mukesh Choudhary	100*	Negligible	[●]
Murli Krishna Ramaiah	100*	Negligible	[●]
Sanjay Kumar Singh	100*	Negligible	[●]
Manoj Kumar Agarwal	100*	Negligible	[●]

\*The shares are held jointly with Coal India Limited, as nominee shareholders of Coal India Limited

**13. Details of shareholding of the major shareholders of our Company**

- (a) Set forth below is a list of Shareholders holding 1% or more of the issued and paid-up share capital of our Company and the number of shares held by them, as on the date of this Red Herring Prospectus:

Sr. No.	Name of the Shareholder	Number of Equity Shares of face value ₹10 each on fully diluted basis	Percentage of the Equity Share Capital on fully diluted basis (%)
1.	Coal India Limited	4,657,000,000*	100.00

\*Includes 600 Equity Shares held by Rajesh Kumar, Mukesh Choudhary, Polavarapu Mallikharjuna Prasad, Murli Krishna Ramaiah, Sanjay Kumar Singh and Manoj Kumar Agarwal jointly with Coal India Limited in the capacity of nominee shareholders of Coal India Limited.

- (b) Set forth below is a list of Shareholders holding 1% or more of the Equity Share capital of our Company and the number of Equity Shares held by them, as of 10 days prior to the date of this Red Herring Prospectus:

Sr. No.	Name of the Shareholder	Number of Equity Shares of face value ₹10 each on fully diluted basis	Percentage of the Equity Share Capital on fully diluted basis (%)
1.	Coal India Limited	4,657,000,000*	100.00

\* Includes 600 Equity Shares held by Rajesh Kumar, Mukesh Choudhary, Polavarapu Mallikharjuna Prasad, Murli Krishna Ramaiah, Sanjay Kumar Singh and Manoj Kumar Agarwal jointly with Coal India Limited in the capacity of nominee shareholders of Coal India Limited.

- (c) Set forth below is a list of Shareholders holding 1% or more of the Equity Share capital of our Company and the number of Equity Shares held by them, as of one year prior to the date of this Red Herring Prospectus:

Sr. No.	Name of the Shareholder	Number of Equity Shares of face value ₹1,000 each on fully diluted basis	Percentage of the Equity Share Capital on fully diluted basis (%)
1.	Coal India Limited	46,570,000*	100.00

\*Includes 3 equity shares held by Samiran Dutta, Debasish Nanda and Polavarapu Mallikharjuna Prasad jointly with Coal India Limited in the capacity of nominee shareholders of Coal India Limited.

- (d) Set forth below is a list of Shareholders holding 1% or more of the Equity Share capital of our Company and the number of Equity Shares held by them, as of two years prior to the date of this Red Herring Prospectus:

<b>Sr. No.</b>	<b>Name of the Shareholder</b>	<b>Number of Equity Shares of face value ₹1,000 each on fully diluted basis</b>	<b>Percentage of the Equity Share Capital on fully diluted basis (%)</b>
1.	Coal India Limited	46,570,000*	100.00

*\*Includes 3 equity shares held by Coal India Limited jointly with Samiran Dutta, Debasish Nanda and Polavarapu Mallikharjuna Prasad in the capacity of nominee shareholders of Coal India Limited.*

14. There have been no financing arrangements whereby our Promoters, members of our Promoter Group, our Directors, directors of our Corporate Promoter or any of their relatives have purchased or sold or financed the purchase by any other person of securities of our Company during the six months immediately preceding the date of filing of this Red Herring Prospectus.
15. There will be no further issue of specified securities whether by way of issue of bonus shares, preferential allotment, rights issue or in any other manner during the period commencing from the date of filing of this Red Herring Prospectus with SEBI until the Equity Shares have been listed on the Stock Exchanges or all application monies have been refunded, as the case may be.
16. Our Company has not made any public issue since its incorporation and has not made any rights issue of any kind or class of securities since its incorporation.
17. Our Company has been in compliance with the Companies Act, 2013, to the extent applicable, with respect to issuance of securities from the date of incorporation of our Company till the date of filing of this Red Herring Prospectus.
18. All the Equity Shares held by our Promoters are in dematerialised form as on the date of this Red Herring Prospectus.
19. There is no proposal or intention, negotiations or consideration by our Company to alter its capital structure by way of split or consolidation of the Equity Shares or issue of Equity Shares or convertible securities on a preferential basis or issue of bonus or rights or further public offer of such securities, within a period of six months from the Bid/Offer Opening Date.
20. No person connected with the Offer, including, but not limited to, our Company, the members of the Syndicate, our Promoters, Selling Shareholder, the members of our Promoter Group or our Directors, shall offer any incentive, whether direct or indirect, in any manner, whether in cash or kind or services or otherwise to any Bidder for making a Bid, except for fees or commission for services rendered in relation to the Offer.
21. None of the members of our Promoter Group will participate in the Offer.
22. Neither the (i) BRLMs or any associates of the BRLMs (except Mutual Funds sponsored by entities which are associates of the BRLMs or insurance companies promoted by entities which are associates of the BRLMs or AIFs sponsored by entities which are associates of the BRLMs or FPIs other than individuals, corporate bodies and family offices which are associates of the BRLMs or pension funds sponsored by entities which are associates of the BRLMs); nor (ii) any person related to the Corporate Promoter or Promoter Group shall apply in the Offer under the Anchor Investor Portion. Further, an Anchor Investor shall be deemed to be an associate of the BRLMs, if: (a) either of them controls, directly or indirectly through its subsidiary or holding company, not less than 15% of the voting rights in the other; or (b) either of them, directly or indirectly, by itself or in combination with other persons, exercises control over the other; or (c) there is a common director, excluding a nominee director, amongst the Anchor Investor and the BRLMs.
23. There are no outstanding warrants, options or rights to convert debentures, loans or other instruments into, or which would entitle any person any option to receive Equity Shares of our Company, as on the date of this Red Herring Prospectus.
24. The BRLMs and their affiliates may engage in the transactions with and perform services for our Company and/ or the Promoter Selling Shareholder in the ordinary course of business or may in the future engage in commercial banking and investment banking transactions with our Company and/ or the Promoter Selling Shareholder, for which they may in the future receive customary compensation.
25. We confirm that the BRLMs are not associates of our Company as per Regulation 21A of the Securities and Exchange Board of India (Merchant Bankers) Regulations, 1992.

26. At any given time, there shall be only one denomination of the Equity Shares of our Company, unless otherwise permitted by law.
27. Our Company shall comply with such disclosure and accounting norms as may be specified by SEBI from time to time.
28. Our Company shall ensure that any transactions in Equity Shares by our Promoters and members of our Promoter Group between the date of filing of this Red Herring Prospectus and the date of closing of the Offer shall be reported to the Stock Exchanges within 24 hours of such transactions.
29. Our Company, our Directors and the BRLMs have not entered into buy-back arrangements and / or any other similar arrangements for the purchase of Equity Shares being offered through the Offer.
30. All Equity Shares transferred pursuant to the Offer shall be fully paid-up at the time of Allotment and there are no partly paid-up Equity Shares as on the date of this Red Herring Prospectus.
31. None of our Promoters and the members of the Promoter Group will submit Bids or otherwise participate in the Offer other than to the extent of their participation in the Offer for Sale, as applicable.
32. None of the investors of our Company are directly or indirectly related with the BRLMs and their associates.
33. None of the BRLMs and their respective associates (as defined under the SEBI (Merchant Bankers) Regulations, 1992) hold any Equity Shares in our Company as on the date of this Red Herring Prospectus.
34. As on the date of filing of this Red Herring Prospectus, our Company does not have stock appreciation rights scheme.

## OBJECTS OF THE OFFER

The objects of the Offer are to (i) to carry out the Offer for Sale of up to 465,700,000 Equity Shares of face value of ₹10 each of our Company by the Promoter Selling Shareholder aggregating up to ₹ [●] million; and (ii) achieve the benefits of listing the Equity Shares on the Stock Exchanges. For further details of the Offer, see “*The Offer*” beginning on page 85.

Further, our Company expects that listing of the Equity Shares will enhance our visibility and brand image and provide liquidity and a public market for the Equity Shares in India.

### Utilization of the Offer Proceeds by the Promoter Selling Shareholder

Our Company will not receive any proceeds from the Offer (the “**Offer Proceeds**”) and all the Offer Proceeds will be received by the Promoter Selling Shareholder after deduction of Offer related expenses and relevant taxes thereon, to be borne by the Promoter Selling Shareholder. For details of the Offered Shares, see “*Other Regulatory and Statutory Disclosure—Authority for the Offer*” beginning on page 482.

### Offer expenses

The Offer expenses are estimated to be approximately ₹[●] million.

The Offer expenses comprises of, among other things, listing fee, underwriting fee, selling commission and brokerage, fee payable to the Book Running Lead Managers, legal counsels, Registrar to the Offer, Escrow Collection Bank, processing fee to the SCSBs for processing ASBA Forms submitted by ASBA Bidders procured by the Syndicate and submitted to SCSBs, brokerage and selling commission payable to Registered Brokers, RTAs and CDPs, fees payable to the Sponsor Banks for Bids made by UPI Bidders and all other incidental and miscellaneous expenses for listing the Equity Shares on the Stock Exchanges.

Other than the listing fees, audit fees of the statutory auditors (other than to the extent attributable to the Offer), corporate or product advertisements expenses in the ordinary course of business by our Company (not in connection with the Offer), all costs, charges, fees and expenses that are associated with and incurred solely in connection with the Offer, including, *inter alia*, filing fees, book building fees and other charges, fees and expenses of the SEBI, the Stock Exchanges, the Registrar of Companies, road show expenses, accommodation and travel expenses, fees and expenses of the legal counsel to our Company and the Promoter Selling Shareholder, fees and expenses of the statutory auditors (to the extent related to the Offer), registrar fees and broker fees (including fees for procuring of applications), bank charges, fees and expenses of the BRLMs, Syndicate Members, Self-Certified Syndicate Banks, other Designated Intermediaries and any other consultant, advisor or third party in connection with the Offer shall be borne by the Promoter Selling Shareholder, subject to compliance with the applicable law and as agreed among parties.

The cost for (i) necessary advertising and marketing expenses (ii) printing and stationery expenses and (iii) BRLMs Legal Counsel shall be borne by the Book Running Lead Managers.

Payments, if any, made by our Company in relation to the Offer shall be on behalf of the Selling Shareholder and such payments will be reimbursed to our Company.

In the event the Offer is withdrawn or unsuccessful or the listing and trading approvals from the Stock Exchanges are not received, subject to applicable laws, all costs and expenses (including all applicable taxes) with respect to the Offer shall be exclusively borne by the Promoter Selling Shareholder. Promoter Selling Shareholder shall also pay the fees and expenses of the BRLMs as agreed to among the parties.

The break-down for the estimated Offer expenses are as follows:

Activity	Estimated expenses <sup>(1)</sup> (in ₹ million)	As a % of total estimated Offer related expenses <sup>(1)</sup>	As a % of Offer size <sup>(1)</sup>
BRLMs’ fees and commissions (including underwriting commission)	[●]	[●]	[●]
Brokerage and selling commission and bidding/uploading charges payable to members of the Syndicate (including their Sub-Syndicate Members), RTAs, CDPs and Registered Brokers <sup>(2)(3)(4)(5)(6)</sup>	[●]	[●]	[●]



Activity	Estimated expenses <sup>(1)</sup> (in ₹ million)	As a % of total estimated Offer related expenses <sup>(1)</sup>	As a % of Offer size <sup>(1)</sup>
Fees payable to Registrar of the Offer	[●]	[●]	[●]
Fees payable to other parties, including but not limited to Statutory Auditors, Practicing Company Secretary and industry expert.	[●]	[●]	[●]
Other expenses			
Listing fees, SEBI fees, upload fees, BSE and NSE processing fees, book-building software fees	[●]	[●]	[●]
Fees payable to legal counsels	[●]	[●]	[●]
Miscellaneous (comprising fees payable to strategic advisors and additional intermediaries, if any, chartered accountant(s) and company secretary that may be appointed in the course of Offer)	[●]	[●]	[●]
<b>Total estimated Offer expenses</b>	[●]	[●]	[●]

<sup>(1)</sup> The Offer expenses will be incorporated in the Prospectus on finalization of the Offer Price.

- <sup>(2)</sup> Selling commission payable to the SCSBs on the portion for RIBs, Eligible Employees, Eligible Shareholders and Non-Institutional Bidders which are directly procured and uploaded by the SCSBs, would be as follows:

<b>Portion for RIBs*</b>	0.35% of the Amount Allotted (plus applicable taxes)
<b>Portion for Non-Institutional Bidders*</b>	0.15% of the Amount Allotted (plus applicable taxes)
<b>Portion for Eligible Employees*</b>	0.25% of the Amount Allotted (plus applicable taxes)
<b>Portion for Eligible Shareholders*</b>	0.15% of the Amount Allotted (plus applicable taxes)

\* Amount Allotted is the product of the number of Equity Shares Allotted and the Offer Price. Selling commission payable to the SCSBs will be determined on the basis of the bidding terminal ID as captured in the bid book of BSE or NSE.

No processing fees shall be payable by the Promoter Selling Shareholder to the SCSBs on the applications directly procured by them.

- <sup>(3)</sup> Processing / uploading fees payable to the SCSBs on the portion for RIBs, Eligible Employees, Eligible Shareholders and Non-Institutional Bidders which are procured by the members of the Syndicate / sub-Syndicate / Registered Broker / RTAs / CDPs and submitted to SCSB for blocking, would be as follows:

<b>Portion for RIBs*</b>	₹ 10 per valid Bid cum application (plus applicable taxes)
<b>Portion for Non-Institutional Bidders*</b>	₹ 10 per valid Bid cum application (plus applicable taxes)
<b>Portion for Eligible Employees*</b>	₹ 10 per valid Bid cum application (plus applicable taxes)
<b>Portion for Eligible Shareholders*</b>	₹ 10 per valid Bid cum application (plus applicable taxes)

\* Based on valid applications

The total processing/uploading charges payable to SCSBs as mentioned above will be subject to a maximum cap of ₹ 0.50 million (plus applicable taxes). In case the ASBA processing/uploading charges payable to SCSBs exceeds ₹ 0.50 million (plus applicable taxes), then the amount payable to SCSBs, would be proportionately distributed based on the number of valid applications such that the total Processing/Uploading charges payable does not exceed ₹ 0.50 million (plus applicable taxes)

- <sup>(4)</sup> Brokerage, Selling commission on the portion for RIBs, Non-Institutional Bidders, Eligible Employees, Eligible Shareholders procured by members of the Syndicate (including their sub-Syndicate Members), RTAs and CDPs or for using 3-in-1 type accounts- linked online trading, demat & bank account provided by some of the brokers which are members of Syndicate (including their Sub-Syndicate Members) would be as follows:

<b>Portion for RIBs</b>	0.35% of the Amount Allotted* (plus applicable taxes)
<b>Portion for Non-Institutional Bidders</b>	0.15% of the Amount Allotted* (plus applicable taxes)
<b>Portion for Eligible Employees</b>	0.25% of the Amount Allotted* (plus applicable taxes)
<b>Portion for Eligible Shareholders</b>	0.15% of the Amount Allotted* (plus applicable taxes)

\*Amount Allotted is the product of the number of Equity Shares Allotted and the Offer Price.

The selling commission payable to the Syndicate / Sub-Syndicate Members will be determined:

- a) For RIBs, Eligible Employees, Eligible Shareholders, and Non-Institutional Bidders (up to ₹0.50 million) on the basis of the application form number / series, provided that the application is also bid by the respective Syndicate / Sub-Syndicate Member. For clarification, if a Syndicate ASBA application on the application form number / series of a Syndicate / Sub-Syndicate Member, is bid by an SCSB, the Selling Commission will be payable to the SCSB and not the Syndicate / Sub-Syndicate Member.
- b) For Non-Institutional Bidders (Bids above ₹0.50 million) on the basis of the Syndicate ASBA Form bearing SM Code & Sub-Syndicate Code of the application form submitted to SCSBs for Blocking of the Fund and processing/uploading on the Exchanges platform by SCSBs. For clarification, if a Syndicate ASBA application on the application form number / series of a Syndicate / Sub-Syndicate Member, is bid by an SCSB, the Selling Commission will be payable to the Syndicate / Sub Syndicate members and not the SCSB. The payment of selling commission payable to the sub-brokers / agents of sub-syndicate members are to be handled directly by the respective sub-syndicate member.
- <sup>(5)</sup> Selling commission/ uploading charges payable to the Registered Brokers on the portion for RIBs, Eligible Employees, Eligible Shareholders and Non-Institutional Bidders which are directly procured by the Registered Broker and submitted to SCSB for processing, would be as follows:

<b>Portion for RIBs*</b>	<b>₹ 10 per valid Bid cum application (plus applicable taxes)</b>
<b>Portion for Non-Institutional Bidders*</b>	<b>₹ 10 per valid Bid cum application (plus applicable taxes)</b>
<b>Portion for Eligible Employees*</b>	<b>₹ 10 per valid Bid cum application (plus applicable taxes)</b>
<b>Portion for Eligible Shareholders*</b>	<b>₹ 10 per valid Bid cum application (plus applicable taxes)</b>

\* Based on valid applications

The total processing/uploading charges payable to Registered Brokers will be subject to a maximum cap of ₹0.50 million (plus applicable taxes). In case the total processing/uploading charges payable to Registered Brokers exceeds ₹0.50 million, then the amount payable to Registered Brokers would be proportionately distributed based on the number of valid applications such that the total selling commission payable does not exceed ₹0.50 million.

(6) Uploading charges/ Processing fees for applications made by UPI Bidders would be as under:

<b>Payable to members of the Syndicate (including their sub-Syndicate Members)/ RTAs / CDPs</b>	<b>NIL per valid application</b>
<b>Payable to Sponsor Banks</b>	<p>Axis Bank Limited - NIL per valid application HDFC Bank Limited – NIL per valid application</p> <p>The Sponsor Banks shall be responsible for making payments to the third parties such as remitter bank, NPCI and such other parties as required in connection with the performance of its duties under applicable SEBI circulars, agreements and other Applicable Laws</p>

All such commissions and processing fees set out above shall be paid as per the timelines in terms of the Syndicate Agreement and Cash Escrow and Sponsor Bank Agreement.

The processing fees for applications made by UPI Bidders using the UPI Mechanism, where made available, may be released to the remitter banks (SCSBs) only after such banks provide a written confirmation on compliance with SEBI RTA Master Circular, in a format as prescribed by SEBI, from time to time and in accordance with SEBI circular no. SEBI/HO/CFD/DIL2/CIR/P/2022/51 dated April 20, 2022 and SEBI Circular No. SEBI/HO/CFD/DIL2/P/CIR/2022/75 dated May 30, 2022.

The processing fees for applications made by UPI Bidders may be released to the remitter banks (SCSBs) only after such banks provide a written confirmation in compliance with the UPI Circulars

### Bridge financing facilities

We have not availed bridge financing from any bank or financial institution as on the date of this Red Herring Prospectus.

### Monitoring utilization of funds from the Offer

Since the Offer is an Offer for Sale and our Company will not receive any proceeds from the Offer, our Company is not required to appoint a monitoring agency for the Offer.

### Other confirmations

The Offer proceeds will be received by the Promoter Selling Shareholder. None of our Directors, Key Managerial Personnel and Senior Management will receive any portion of the Offer Proceeds.

Except in the ordinary course of business, there are no material existing or anticipated transactions in relation to utilisation of the Offer proceeds or project cost with Promoters, Promoter Group, Directors, Key Managerial Personnel and Senior Management.

## BASIS FOR OFFER PRICE

The Price Band and the Offer Price will be determined by our Company, in consultation with the BRLMs, on the basis of assessment of market demand for the Equity Shares offered through the Book Building Process and the quantitative and qualitative factors as described below and justified in view of the relevant parameters. The face value of the Equity Shares is ₹ 10 each and the Floor Price is [●] times the face value of the Equity Shares and the Cap Price is [●] times the face value of the Equity Shares.

Investors should also refer to “Risk Factors”, “Our Business”, “Restated Financial Information”, “Other Financial Information” and “Management’s Discussion and Analysis of Financial Condition and Results of Operations” beginning on pages 33, 215, 299, 421 and 422, respectively, to have an informed view before making an investment decision.

### Qualitative factors

Some of the qualitative factors which form the basis for computing the Offer Price are:

- Largest coking coal producer in India with access to large reserves
- Strategically located mines with large washeries
- Well positioned to capitalize on demand for coking coal in India
- Strong parentage of Coal India Limited
- Consistent track record of growth and financial performance
- Experienced management team supported by committed employee base

### Quantitative factors

Certain information presented below relating to our Company is derived from the Restated Financial Information.

Some of the quantitative factors which may form the basis for calculating the Offer Price are as follows:

#### 1. Basic and diluted Earnings per Share (“EPS”) at face value of ₹ 10 each:

Based on / derived from the Restated Financial Information:

Fiscal	Basic EPS (in ₹)	Diluted EPS (in ₹)	Weight
2025	2.66	2.66	3
2024	3.36	3.36	2
2023	1.43	1.43	1
<b>Weighted Average</b>	2.69	2.69	-
Six months period ended September 30, 2025*	0.27	0.27	
Six months period ended September 30, 2024*	1.61	1.61	

\*Not Annualised

As certified by Nag & Associates, Chartered Accountants, pursuant to the certificate dated January 2, 2026.

#### Note:

- i) Pursuant to resolutions passed by the Board of Directors of our Company at its meeting held on April 15, 2025, the existing authorised share capital of the Company was sub-divided from 51,000,000 equity shares of ₹ 1,000 each into 5,100,000,000 equity shares of ₹ 10 each and also approved the sub division of the existing paid up shares of our Company from 46,570,000 equity shares of ₹ 1,000 each into 4,657,000,000 equity shares of ₹ 10 each, which was approved by the shareholders in the Extra-ordinary General Meeting held on April 28, 2025. The disclosure of Basic EPS and Diluted EPS for all the period/ years presented has been arrived at after giving effect to the sub-division.
- ii) Basic EPS is computed by dividing net profit after tax attributable to the equity shareholders for the financial year / period by the weighted average number of equity shares outstanding during the financial year / period. Diluted EPS is computed and disclosed by dividing the net profit after tax attributable to the equity shareholders for the year / period after giving impact of dilutive potential equity shares for the year / period by the weighted average number of equity shares and dilutive potential equity shares outstanding

during the year / period

- iii) *Weighted average* = Aggregate of year-wise weighted EPS divided by the aggregate of weights, i.e., (EPS x weight for each year / total of weights).

## 2. Price/Earnings Ratio in relation to Price Band of ₹[●] to ₹[●] per Equity Share:

Particulars	P/E at the lower end of Price Band (no. of times) <sup>#</sup>	P/E at the higher end of Price band (no. of times) <sup>#</sup>
P/E ratio based on basic EPS for Financial Year 2025	[●]	[●]
P/E ratio based on diluted EPS for Financial Year 2025	[●]	[●]

<sup>#</sup>To be updated on finalisation of the Price Band.

## 3. Industry Peer Group Price / Earnings (P/E) ratio

Based on the peer group information (excluding our Company) given below are the highest, lowest and industry average P/E ratio:

Particulars	P/E Ratio
Highest	19.44
Lowest	14.87
Average	17.16

Source: The highest and lowest industry P/E shown above is based on the peer set provided below. For further details, see “Comparison with listed industry peers” below on page 125.

## 4. Return on Net Worth (“RoNW”)

As per the Restated Financial Information:

Financial Year	RoNW (%)	Weight
2025	20.83	3
2024	34.21	2
2023	19.22	1
<b>Weighted Average</b>	25.02	-
Six months period ended September 30, 2025*	2.00	
Six months period ended September 30, 2024*	13.12	

\*Not Annualised

Notes:

- Return on Net Worth is calculated as restated profit / (loss) for the period / Financial year divided by average net worth. Net Worth is the total equity attributable to equity-holders of the company, as appearing in the Restated Financial Information less OCI - Re-measurement of Defined Benefits Plans (net of Tax) Reserve. Average net worth is the sum of opening and closing net worth divided by two.
- Weighted average = Aggregate of year-wise weighted Return on Net Worth divided by the aggregate of weights i.e., Return on Net Worth x Weight for each year / Total of weights

## 5. Net Asset Value (“NAV”) per Equity Share (face value of ₹ 10 each)

NAV per Equity Share	(in ₹)
As of March 31, 2025	14.07
As on September 30, 2025	12.52
After the completion of the Offer	
- At the Floor Price <sup>#</sup>	[●]
- At the Cap Price <sup>#</sup>	[●]
- At the Offer Price <sup>#</sup>	[●]

<sup>#</sup>To be included in Prospectus

Notes:

- Net asset value (NAV) per equity share refers to Net worth as at the end of the year / period divided by number of equity shares outstanding at the end of the financial year / period. Net Worth is the total equity attributable to equity-holders of the company, as appearing in the Restated Financial Information less OCI - Re-measurement of Defined Benefits Plans (net of Tax) Reserve.

<sup>(2)</sup> Pursuant to resolutions passed by the Board of Directors of the Company at its meeting held on April 15, 2025, the existing authorised share capital of our Company was sub-divided from 51,000,000 equity shares of ₹ 1,000 each into 5,100,000,000 equity shares of ₹ 10 each and also approved the sub division of the existing paid up shares of our Company from 46,570,000 equity shares of ₹ 1,000 each into 4,657,000,000 equity shares of ₹ 10 each, which was approved by the shareholders in the Extra-ordinary General Meeting held on April 28, 2025. The disclosure of NAV presented has been arrived at after giving effect to the sub-division.

## 6. Comparison of key accounting ratios with listed industry peers (as of or for the period ended March 31, 2025, as applicable)

As there are no Indian listed industry peers of comparable size and similar line of business of the Company, Warrior Met Coal, Inc. and Alpha Metallurgical Resources, Inc., both listed on New York Stock Exchange (“NYSE”) have been considered as the Industry Peers (the “**Listed Industry Peers**”) considering the nature and size of business of the Companies:

Name of the Company	Revenue from Operations (in ₹ million)	Face value per equity share	Closing Price on December 30, 2025 (₹)	P/E	EPS (Basic) (₹)	EPS (Diluted) (₹)	RoNW (%)	NAV (₹ per equity share)
Bharat Coking Coal Limited*	1,38,025.50	₹10	NA	NA <sup>#</sup>	2.66	2.66	20.83	14.07
Listed Industry Peers**								
Alpha Metallurgical Resources, Inc	2,53,202.74	\$0.01	18,177.77	14.87	1,233.78	1,222.65	11.48	11,182.10
Warrior Met Coal, Inc.	1,30,589.34	\$0.01	7,974.08	19.44	410.12	410.12	12.82	3,423.71

\*Pursuant to resolutions passed by the Board of Directors of the Company at its meeting held on April 15, 2025, the existing authorised share capital of the Company was sub-divided from 51,000,000 equity shares of ₹ 1,000 each into 5,100,000,000 equity shares of ₹ 10 each and also approved the sub division of the existing paid up shares of the Company from 46,570,000 equity shares of ₹ 1,000 each into 4,657,000,000 equity shares of ₹ 10 each, which was approved by the shareholders in the Extra-ordinary General Meeting held on April 28, 2025. The disclosure of EPS (Basic and Diluted) and NAV presented has been arrived at after giving effect to the sub-division. All information provided for the Company is as of / for the financial year ended March 31, 2025.

\*\*All the financial information for listed industry peers mentioned above is on a consolidated basis and have been sourced / computed from the Annual Report of the latest completed Fiscal year of the respective Peers, i.e., Fiscal 2024 ended December 31, 2024 being the Financial Year closure of the respective Peers. The said information of Listed Industry Peers as stated above have been computed after conversion of relevant figures from US\$ into ₹. For information on exchange rate, please see “Certain conventions, Presentation of Financial, Industry and Market Data and Currency of Presentation – Exchange Rates” on page 19

<sup>#</sup>To be included in respect of the Company in the Prospectus based on the Offer Price

### Note:

1. P/E ratio for the Listed Industry Peers has been calculated as the closing share price of the respective peers as on December 30, 2025 at NYSE divided by the diluted EPS for Fiscal 2024 ended December 31, 2024 of the respective peers. Closing share price have been converted into Indian Rupee at foreign exchange rate of ₹89.94 per US\$ as on December 30, 2025 (Source RBI reference rate).
2. EPS (Basic) is computed by dividing net profit after tax attributable to the equity shareholders for the financial year by the weighted average number of equity shares outstanding during the financial year. EPS (Diluted) per equity share is computed and disclosed by dividing the net profit after tax attributable to the equity shareholders for the year after giving impact of dilutive potential equity shares for the year by the weighted average number of equity shares and dilutive potential equity shares outstanding during the financial year. In case of the Listed Industry Peers, same has been sourced from the respective Annual Reports of the peers and disclosed post conversion from US\$ to ₹
3. Return on Net Worth is calculated as restated profit / (loss) for the period / year divided by average net worth. Net Worth is the total equity attributable to equity-holders of the company less OCI - Re-measurement of Defined Benefits Plans (net of Tax) Reserve. Average net worth is the sum of opening and closing net worth divided by two.
4. Net asset value (NAV) per equity share refers to Net worth as at the end of the year / period divided by the number of equity shares outstanding at the end of the financial year.

## 7. Key Performance Indicators

The table below sets forth the details of KPIs that our Company considers have a bearing for arriving at the basis for Offer Price. All the KPIs comprising the GAAP financial measures, Non-GAAP financial measures and operational measures disclosed below have been approved by a resolution of our Audit Committee dated January 2, 2026 and certified by the management of our Company by way of certificate dated January 2, 2026. Further, the Audit Committee has noted that no KPIs have been disclosed to any new investors in the last three years preceding the date of this Red Herring Prospectus. Further, the KPIs herein have been certified by Nag & Associates, Chartered Accountants pursuant to certificate dated January 2, 2026. The KPIs disclosed below have been used historically by our Company to understand and analyze the business performance, which in result, help it in analyzing the growth of various verticals in comparison to its peers.

For details of other business and operating metrics disclosed elsewhere in this Red Herring Prospectus, see “Our Business” and “Management’s Discussion and Analysis of Financial Condition and Results of Operations” beginning on pages 215 and 422, respectively

Our Company confirms that it shall continue to disclose all the KPIs included in this section on a periodic basis, at least once a year (or any lesser period as may be determined by the Board of our Company) for a duration of one year after the date of listing of the Equity Shares on the Stock Exchanges, or for such other duration as required under the SEBI ICDR Regulations.

**A. Financial Indicators**

S. No.	Key performance indicators	Unit	Type (GAAP / Non GAAP)	As of, and for the period ended				
				September 30, 2025	September 30, 2024	March 31, 2025	March 31, 2024	March 31, 2023
1.	Revenue from operations <sup>(1)</sup>	in ₹ million	GAAP	56,590.20	68,461.90	1,38,025.50	1,42,458.60	1,26,240.60
2.	Revenue CAGR <sup>(2)</sup>	%	Non-GAAP	-		4.56		
3.	EBITDA <sup>(3)</sup>	in ₹ million	Non-GAAP	4,599.30	13,734.70	23,560.60	24,938.90	8,913.10
4.	EBITDA CAGR <sup>(4)</sup>	%	Non-GAAP	-		62.58		
5.	EBITDA Margin (% of total income) <sup>(5)</sup>	%	Non-GAAP	7.29	19.37	16.36	17.02	6.85
6.	Profit after tax (PAT) <sup>(6)</sup>	in ₹ million	GAAP	1,238.80	7,487.00	12,401.90	15,644.60	6,647.80
7.	PAT CAGR <sup>(7)</sup>	%	Non-GAAP	-		36.59		
8.	PAT Margin (% of total income) <sup>(8)</sup>	%	Non-GAAP	1.96	10.56	8.61	10.68	5.11
9.	Return on Average Capital Employed (ROCE) <sup>(9)</sup>	%	Non-GAAP	4.28*	20.72*	30.13	47.20	16.56
10.	Return on Net Worth <sup>(10)</sup>	%	Non-GAAP	2.00*	13.12*	20.83	34.21	19.22
11.	Capital Expenditure (Capex) <sup>(11)</sup>	in ₹ million	Non-GAAP	3,435.70	4,724.36	18,149.40	12,375.30	9,865.30
12.	Trade receivables as number of days of Revenue from operations <sup>(12)</sup>	Days	Non-GAAP	60	28	40	25	36
13.	Current Ratio <sup>(13)</sup>	Number/In Times	Non-GAAP	1.00	1.19	1.19	1.21	0.96

S. No.	Key performance indicators	Unit	Type (GAAP / Non GAAP)	As of, and for the period ended				
				September 30, 2025	September 30, 2024	March 31, 2025	March 31, 2024	March 31, 2023
14.	Net Asset Value (NAV) per equity share <sup>(14)</sup>	in ₹	Non-GAAP	12.52	13.01	14.07	11.50	8.14
15.	Earning per shares (EPS-Basic and Diluted) <sup>(15)</sup>	in ₹	GAAP	0.27*	1.61*	2.66	3.36	1.43

\*Not Annualised

As certified by Nag & Associates, Chartered Accountants pursuant to their certificate dated January 2, 2026.

Note:

- <sup>1)</sup> Revenue from operations means the revenue from operations as appearing in the Restated Financial Information.
- <sup>2)</sup> Revenue CAGR for the period FY 2023 to FY 2025 is calculated by dividing the Revenue from operation for the FY 2025 by the Revenue from operation for the FY 2023, raising it to the power of one divided by the number of compounding periods i.e. 2 years, and subtracting by one.
- <sup>3)</sup> EBITDA is calculated as restated profit / (loss) for the period / year, plus finance costs, total taxes, and depreciation and amortisation expense.
- <sup>4)</sup> EBITDA CAGR for the period FY 2023 to FY 2025 is calculated by dividing the EBITDA from operation for the FY 2025 by the EBITDA from operation for the FY 2023, raising it to the power of one divided by the number of compounding periods i.e. 2 years, and subtracting by one.
- <sup>5)</sup> EBITDA Margin (as a percentage of Total Income) refers to the percentage derived by dividing EBITDA by total income.
- <sup>6)</sup> Profit after tax (PAT) means restated profit / (loss) for the period/financial year as appearing in the Restated Financial Information.
- <sup>7)</sup> PAT CAGR for the period FY 2023 to FY 2025 is calculated by dividing the PAT for the FY 2025 by the PAT for the FY 2023, raising it to the power of one divided by the number of compounding periods i.e. 2 years, and subtracting by one.
- <sup>8)</sup> PAT Margin (as a percentage of Total Income) refers to the percentage derived by dividing profit after tax for the period/ financial year by total income for the period/ financial year.
- <sup>9)</sup> Return on average capital employed (ROCE) refers to the EBIT divided by average capital employed for the year/period. EBIT means restated profit / (loss) for the period / year, plus finance costs and total taxes. Capital employed is the total equity attributable to equity-holders of the company, as appearing in the Restated Financial Information plus non-current borrowings. Average capital employed is the sum of opening and closing capital employed divided by two.
- <sup>10)</sup> Return on Net Worth is calculated as restated profit / (loss) for the period / year divided by average net worth. Net Worth is the total equity attributable to equity-holders of the company, as appearing in the Restated Financial Information less OCI - Re-measurement of Defined Benefits Plans (net of Tax) Reserve. Average net worth is the sum of opening and closing net worth divided by two.
- <sup>11)</sup> Capex refers to the total Capital Expenditure for the respective financial years / period.
- <sup>12)</sup> Trade receivables as number of days of Revenue from operations refers to Trade Receivables on the reporting date (excluding unbilled receivables) as appearing in the Restated Financial Information divided by Revenue from operations multiplied by number of days in the financial year / period.
- <sup>13)</sup> Current ratio has been calculated as current assets divided by current liabilities as at the end of the financial year / period.
- <sup>14)</sup> Net asset value (NAV) per equity share refers to Net worth as at the end of the year / period divided by number of equity shares outstanding at the end of the financial year / period. Net Worth is the total equity attributable to equity-holders of the company, as appearing in the Restated Financial Information less OCI - Re-measurement of Defined Benefits Plans (net of Tax) Reserve.
- <sup>15)</sup> Earnings per share (EPS) equals profit for the year / period attributable to the shareholders of the company divided by the Weighted average number of Equity Shares outstanding during the year / period. Since there is no dilutive capital, Basic and Diluted EPS would be same.
- <sup>16)</sup> Pursuant to resolutions passed by the Board of Directors of the Company at its meeting held on April 15, 2025, the existing authorised share capital of the Company was sub-divided from 51,000,000 equity shares of ₹ 1,000 each into 5,100,000,000 equity shares of ₹ 10 each and also approved the sub division of the existing paid up shares of the Company from 46,570,000 equity shares of ₹ 1,000 each into 4,657,000,000 equity shares of ₹ 10 each, which was approved by the shareholders in the Extra-ordinary General Meeting held on April 28, 2025. The disclosure of EPS (Basic and Diluted) and NAV presented has been arrived at after giving effect to the sub-division.

## B. Operational Indicators

S. No.	Key performance indicators	Unit	As of, and for the period ended				
			September 30, 2025	September 30, 2024	March 31, 2025	March 31, 2024	March 31, 2023
1.	Production of Raw Coal <sup>(1)</sup>	Million Tonnes	15.75	19.09	40.50	41.10	36.18
2.	Raw Coal Production - According to type of coal						
2(a)	Coking Coal <sup>(2)</sup>	Million Tonnes	15.05	18.39	38.89	39.11	33.72

S. No.	Key performance indicators	Unit	As of, and for the period ended				
			September 30, 2025	September 30, 2024	March 31, 2025	March 31, 2024	March 31, 2023
2(b)	Non Coking Coal <sup>(3)</sup>	Million Tonnes	0.70	0.70	1.61	1.99	2.46
3.	Raw coal production - According to type of Mine						
3(a)	Underground Mines <sup>(4)</sup>	Million Tonnes	0.33	0.56	1.14	0.77	0.69
3(b)	Opencast Mines <sup>(5)</sup>	Million Tonnes	15.41	18.54	39.36	40.33	35.49
4.	Production of Washed Coking Coal <sup>(6)</sup>	Million tonnes	0.72	0.84	1.65	1.46	1.43
5.	Overburden Removal <sup>(7)</sup>	Million Cu m (MCuM)	81.43	87.35	182.35	149.28	114.47
6.	Offtake (Raw Coal) <sup>(8)</sup>	Million tonnes	17.07	18.60	38.26	39.27	35.53
7.	Output per Manshift <sup>(9)</sup>	Tonnes	5.19	5.91	6.46	5.89	3.78

As certified by Nag & Associates, Chartered Accountants pursuant to their certificate dated January 2, 2026.

Note:

<sup>1)</sup> Production of raw coal refers to total raw coal produced by the Company during the period / financial year

<sup>2)</sup> Refers to production of raw coking coal produced by the Company during the period / financial year

<sup>3)</sup> Refers to production of raw non coking coal produced by the Company during the period / financial year

<sup>4)</sup> Refers to production of raw coal produced by the Company during the period / financial year from Underground mines including underground section of mixed mines

<sup>5)</sup> Refers to production of raw coal produced by the Company during the period / financial year from Opencast mines including opencast section of mixed mines

<sup>6)</sup> Refers to production of washed coking coal produced by the Company during the period / financial year.

<sup>7)</sup> Refers to overburden removed by the company during the period/financial year. Overburden refers to the layer of soil, rock, and other material that lies above coal seams and is required to be removed during opencast mining to access coal seams.

<sup>8)</sup> Refers to the total raw coal dispatched to customers plus the raw coal transferred to washeries for washing plus any internal or colliery consumption.

<sup>9)</sup> Output per manshift (OMS) in coal mining refers to the average quantity of coal produced per man per shift

#### Explanation for the key performance indicators:

S. No.	Key performance indicators	Description
<b>Financial Metrics</b>		
1.	Revenue from operations	Revenue from operations represents the scale of the business as well as provides information regarding the overall financial performance
2.	Revenue CAGR	Revenue CAGR is used to track the annualised growth rate of our revenue over a specific period, and is a measure of growth in business
3.	EBITDA	EBITDA provides information regarding the operational efficiency of our business
4.	EBITDA CAGR	EBITDA CAGR is used to track the annualised growth rate of our EBITDA over a specific period, and is a measure of growth in operational efficiency of our business
5.	EBITDA Margin (% of total income)	EBITDA as a percentage of Total Income is an indicator of the operational profitability and financial performance of our business. It's preferred over other ratios' calculations because it focuses solely on operational performance, excluding non-operating factors.
6.	Profit after tax (PAT)	It provides information regarding the overall profitability or loss of the business.
7.	PAT CAGR	PAT CAGR is used to track the annualised growth rate of our PAT over a specific period, and is a measure of growth in profitability of our business
8.	PAT Margin (% of total income)	PAT Margin is an indicator of the overall profitability and financial performance of our business as compared to our Total



S. No.	Key performance indicators	Description
		Income.
9.	Return on Average Capital Employed (ROCE)	RoACE provides how efficiently the Company generates earnings from the capital employed in the business.
10.	Return on Net Worth	Return on Net Worth provides how efficiently our Company generates earnings from the shareholders’ funds
11.	Capital Expenditure (Capex)	Capex indicates the total expenditure incurred by our Company to buy, maintain, expand, improve our fixed assets
12.	Trade receivables as number of days of Revenue from operations	Trade receivables as number of days of Revenue from operations is a financial metric that measures the average number of days it takes for a company to collect payment from its customers after a sale is made. It reflects the efficiency of a company’s accounts receivable process and its ability to manage customer credit.
13.	Current Ratio	It is a liquidity ratio that measures the current resources available to Company to meet its short-term obligations
14.	Net Asset Value (NAV) per equity share	Net Asset Value per Equity Share reflects the intrinsic value of a company's equity, helping in assessing the company's financial health
15.	Earning per shares (EPS- Basic & Diluted)	EPS indicates the company's profitability by showing how much money a business makes for each share.
Operational Metrics		
1.	Production of Raw Coal	Company is primarily in the production of Coal, especially Coking Coal. Production of Raw coal is a key metric which determines the total Coal (whether coking or non-coking) in raw form that has been extracted from the mines.
2.	Raw Coal Production – According to type of coal	
2(a)	Coking Coal	This is an essential metric used by the Company to gauge actual production of Coking Coal and Non Coking Coal. Coking coal also known as metallurgical coal possesses unique property of forming coke when heated in the absence of air at high temperatures. Coke is a hard, porous substance essential for the blast furnace process in steelmaking. This characteristic distinguishes coking coal from non-coking coal, which lacks the ability to form coke and is primarily used for energy generation
2(b)	Non Coking Coal	
3.	Raw coal production - According to type of Mine	
3(a)	Underground Mines	It is metric to determine the total coal that has been produced from the underground mines and open cast mine. As compared to underground mines, the opencast mines have high recovery rate and are more cost effective. However, underground mines can access more deep seated coal, obtain better quality of coal and is more eco-friendly.
3(b)	Opencast Mines	
4.	Washed Coking Coal	Washed coking coal refers to raw coking coal that has been processed to remove impurities through a process of coal washing. Washed coal is used for specific purposed / industries especially in Steel sector. The prices for washed coking coal is generally higher compared to other grade of coals.
5.	Overburden Removal	Overburden refers to the layer of soil, rock, and other material that lies above coal seams and is required to be removed during opencast mining to access coal seams. Removal of these impurities consumes cost and time.
6.	Offtake (Raw Coal)	This metric measures the total raw coal sold or dispatched to customers plus the raw coal transferred to washeries for washing plus any internal or colliery consumption.
7.	Output per Manshift	Output per Manshift measures how much output (i.e. tonnes of coal) is produced per man per shift, providing measure of workforce efficiency.

As certified by Nag & Associates, Chartered Accountants pursuant to their certificate dated January 2, 2026.

**Description on the historic use of KPIs by our Company to analyze, track or monitor the operational**

**and/ or financial performance of our Company:**

In evaluating the business, we consider and use certain KPIs, as stated above, as a supplemental measure to review and assess the financial and operating performance. The presentation of these KPIs is not intended to be considered in isolation or as a substitute for Restated Financial Information. The Company use these KPIs to evaluate financial and operating performance. Some of these KPIs are not defined under Ind AS and are not presented in accordance with Ind AS. These KPIs have limitations as analytical tools. Further, these KPIs may differ from the similar information used by other companies and hence their comparability may be limited. Therefore, these metrics should not be considered in isolation or construed as an alternative to Ind AS measures of performance or as an indicator of the operating performance, liquidity or results of operation. Although these KPIs are not a measure of performance calculated in accordance with applicable accounting standards, the Company's management believes that it provides an additional tool for investors to use in evaluating the ongoing operating results and trends and in comparing the financial results with other companies in the industry because it provides consistency and comparability with past financial performance, when taken collectively with financial measures prepared in accordance with Ind AS. Investors are encouraged to review the Ind AS financial measures and to not rely on any single financial or operational metric to evaluate the business.

Our Company confirms that it shall continue to disclose all the KPIs included in this section on a periodic basis, at least once in a year (or any lesser period as determined by our Board), until one year after the date of listing of the Equity Shares on the Stock Exchanges, or for such other duration as may be required under the SEBI ICDR Regulations.

**Comparison of KPIs over time shall be explained based on additions or dispositions to our business**

There are no material acquisitions or dispositions made by the Company during the last three fiscals, Financial Years ended March 31, 2025, March 31, 2024 and March 31, 2023. No comparison of KPIs over time based on additions or dispositions to the business are required to be provided.

## 8. Comparison of our key performance indicators with listed industry peers

There are no Indian listed industry peers of comparable size and similar line of business of the Company, Warrior Met Coal, Inc. and Alpha Metallurgical Resources, Inc., both listed on New York Stock Exchange (“NYSE”) have been considered as the Industry Peers (the “**Listed Industry Peers**”) considering the nature and size of business of the Companies.

Particulars	Unit	Bharat Coking Coal Limited					Warrior Met Coal, Inc.					Alpha Metallurgical Resources, Inc				
		As at and for Fiscal / period ended					As at and for Fiscal / period ended					As at and for Fiscal / period ended				
		Half year Septem ber 30, 2025	Half year Septem ber 30, 2024	March 31, 2025	March 31, 2024	March 31, 2023	Half year June 30, 2025	Half year June 30, 2024	Decemb er 31, 2024	Decemb er 31, 2023	Decemb er 31, 2022	Half year June 30, 2025	Half year June 30, 2024	Decemb er 31, 2024	Decemb er 31, 2023	Decem ber 31, 2022
Financial Metrics																
Revenue from operations	in ₹ million	56,590.20	68,461.90	1,38,025.50	1,42,458.60	1,26,240.60	51,107.24	75,108.00	130,589.34	139,361.07	143,950.12	92,574.04	1,39,198.02	253,202.74	288,544.18	339,570.80
Revenue CAGR	%	-		4.56			-		-4.75			-		-13.65		
EBITDA	in ₹ million	4,599.30	13,734.70	23,560.60	24,938.90	8,913.10	7,634.19	26,332.65	37,837.10	57,912.61	76,979.47	3,307.83	24,335.27	32,697.59	82,226.54	139,432.60
EBITDA CAGR	%	-		62.58			-		-29.89			-		-51.57		
EBITDA Margin (% of total income)	%	7.29	19.37	16.36	17.02	6.85	14.68	34.39	28.36	40.57	53.08	3.55%	17.40%	12.83	28.40	40.96
Profit after tax (PAT)	in ₹ million	1,238.80	7,487.00	12,401.90	15,644.60	6,647.80	-219.15	17,332.57	21,456.63	39,783.64	53,093.06	3,327.59	15,513.69	16,060.51	60,008.98	119,925.04
PAT CAGR	%	-		36.59			-		-36.43			-		-63.40		

Particulars	Unit	Bharat Coking Coal Limited					Warrior Met Coal, Inc.					Alpha Metallurgical Resources, Inc				
		As at and for Fiscal / period ended					As at and for Fiscal / period ended					As at and for Fiscal / period ended				
		Half year Septem ber 30, 2025	Half year Septem ber 30, 2024	March 31, 2025	March 31, 2024	March 31, 2023	Half year June 30, 2025	Half year June 30, 2024	Decemb er 31, 2024	Decemb er 31, 2023	Decemb er 31, 2022	Half year June 30, 2025	Half year June 30, 2024	Decemb er 31, 2024	Decemb er 31, 2023	Decem ber 31, 2022
PAT Margin (% of total income)	%	1.96	10.56	8.61	10.68	5.11	-0.42	22.64	16.08	27.87	36.61	-3.57	11.09	6.30	20.73	35.23
Return on Average Capital Employed (ROCE)	%	4.28*	20.72*	30.13	47.20	16.56	0.03*	11.25*	13.67	30.20	93.08	-3.06*	12.86*	13.44	56.46	218.85
Return on Net Worth (RoNW)	%	2.00*	13.12*	20.83	34.21	19.22	-0.12*	10.61*	12.82	28.87	88.61	-2.31*	11.27*	11.48	47.33	200.92
Capital Expenditure (Capex)	in ₹ million	3,435.70	4,724.36	18,149.40	12,375.30	9,865.30	12,272.94	17,579.91	39,147.26	40,867.94	16,991.99	6,252.29	10,407.72	17,025.37	20,395.40	13,603.14
Trade receivables as number of days of Revenue from operations	Days	60	28	40	25	36	50	37	34	21	32	49	55	45	54	44
Current Ratio	Number/In Times	1.00	1.19	1.19	1.21	0.96	4.59	6.37	5.20	7.24	7.66	4.06	3.55	4.13	3.38	2.53

Particulars	Unit	Bharat Coking Coal Limited					Warrior Met Coal, Inc.					Alpha Metallurgical Resources, Inc				
		As at and for Fiscal / period ended					As at and for Fiscal / period ended					As at and for Fiscal / period ended				
		Half year Septem ber 30, 2025	Half year Septem ber 30, 2024	March 31, 2025	March 31, 2024	March 31, 2023	Half year June 30, 2025	Half year June 30, 2024	Decemb er 31, 2024	Decemb er 31, 2023	Decemb er 31, 2022	Half year June 30, 2025	Half year June 30, 2024	Decemb er 31, 2024	Decemb er 31, 2023	Decem ber 31, 2022
Net Asset Value (NAV) per equity share	in ₹	12.52	13.01	14.07	11.50	8.14	3,387.80	3,272.04	3,423.71	2,997.79	2,321.49	10,897.68	10,854.03	11,182.10	9,513.26	6,825.06
Earning per shares (Basic)	in ₹	0.27*	1.61*	2.66	3.36	1.43	-4.28*	332.13*	410.12	765.54	1,028.25	-254.91*	1,192.50*	1,233.78	4,254.08	6,856.67
Earnings per share (Diluted)	in ₹	0.27*	1.61*	2.66	3.36	1.43	-4.28*	331.30*	410.12	764.70	1,026.60	-254.91*	1,177.48*	1,222.65	4,097.82	6,580.98
Operational Metrics																
Production of Raw Coal	Milli on tonnes	15.75	19.09	40.50	41.10	36.18	4.14	3.83	7.48	6.94	5.73	N/A	N/A	15.70	16.70	16.10
Raw Coal Production - According to type of coal																
a) Coking Coal	Milli on tonnes	15.05	18.39	38.89	39.11	33.72	4.14	3.83	7.48	6.94	5.73	N/A	N/A	14.60	14.80	13.90
b) Non Coking Coal	Milli on tonnes	0.70	0.70	1.61	1.99	2.46	Nil	Nil	Nil	Nil	Nil	N/A	N/A	1.10	1.90	2.20
Raw coal production - According to type of Mine																

Particulars	Unit	Bharat Coking Coal Limited					Warrior Met Coal, Inc.					Alpha Metallurgical Resources, Inc				
		As at and for Fiscal / period ended					As at and for Fiscal / period ended					As at and for Fiscal / period ended				
		Half year Septem ber 30, 2025	Half year Septem ber 30, 2024	March 31, 2025	March 31, 2024	March 31, 2023	Half year June 30, 2025	Half year June 30, 2024	Decemb er 31, 2024	Decemb er 31, 2023	Decemb er 31, 2022	Half year June 30, 2025	Half year June 30, 2024	Decemb er 31, 2024	Decemb er 31, 2023	Decem ber 31, 2022
a) Underg round Mines	Milli on tonn es	0.33	0.56	1.14	0.77	0.69	4.14	3.83	7.48	6.94	5.73	N/A	N/A	N/A	N/A	N/A
b) Openca st Mines	Milli on tonn es	15.41	18.54	39.36	40.33	35.49	Nil	Nil	Nil	Nil	Nil	N/A	N/A	N/A	N/A	N/A
Production of Washed Coking Coal	Milli on tonn es	0.72	0.84	1.65	1.46	1.43	N/A	N/A	N/A	N/A	N/A	N/A	N/A	N/A	N/A	N/A
Overburden Removal	Milli on Cu m (MC uM)	81.43	87.35	182.35	149.28	114.47	N/A	N/A	N/A	N/A	N/A	N/A	N/A	N/A	N/A	N/A
Offtake (Raw Coal)	Milli on tonn es	17.07	18.6	38.26	39.27	35.53	3.98	3.84	7.20	6.80	5.10	7.64	8.92	17.13	17.07	16.38
Output per Manshift	Ton nes	5.19	5.91	6.46	5.89	3.78	N/A	N/A	N/A	N/A	N/A	N/A	N/A	N/A	N/A	N/A

\*Not Annualised

Note:

- The financial year for both the Listed Industry Peers commences on January 1 and ends on December 31 of the particular year. Accordingly, the data provided for the Listed Industry Peers have been derived from the latest available last three financial year of the Peers, i.e., Fiscal 2024, Fiscal 2023 and Fiscal 2022, each ended December 31 of that particular year and half year ended June 30, 2025 and June 30, 2024

2. *The financial and operational parameters for the listed industry peers mentioned above is on a consolidated basis and is sourced/derived from the respective annual report/financial results/ quarterly results. Peer companies may calculate such KPIs differently from the Company in their financial result/annual report/Investor presentation. However, for the purpose of comparison, the financial ratios of the peers have been computed/calculated in the manner of calculation/computation carried out for the Company for purpose of KPIs disclosure, to the extent applicable.*
3. *NA refers to Not Applicable, where the financial/operational information is unavailable i.e. not reported by the listed industry peers in either their annual reports / quarterly results / investor presentations as submitted to the relevant Stock Exchanges.*
4. *Net assets value per share and earnings per shares (EPS- Basic & Diluted) for BCCL is calculated based on face value of ₹ 10 each, and for the listed industry peers have been calculated on the face value of \$0.01 each.*
5. *Since both the Listed Industry Peers present their financial information in US\$ denomination, the same have been converted into ₹ at the exchange rate for the relevant financial year. For information on exchange rate, please see “Certain conventions, Presentation of Financial, Industry and Market Data and Currency of Presentation – Exchange Rates” on page 19.*

Given below is the KPI information the Listed Industry Peers in US\$, being the currency used for presentation of their financial information:

Particulars		Warrior Met Coal, Inc.					Alpha Metallurgical Resources, Inc				
	Units	As at and for period ended					As at and for period ended				
		Half year June 30, 2025	Half year June 30, 2024	Decembe r 31, 2024	Decembe r 31, 2023	December 31, 2022	Half year June 30, 2025	Half year June 30, 2024	December 31, 2024	December 31, 2023	December 31, 2022
Financial Metrics											
Revenue from operations	\$ in million	597.47	900.04	1,525.22	1,676.63	1,738.74	1,082.23	1,668.04	2,957.29	3,471.42	4,101.59
Revenue CAGR	%	-			-6.34		-			-15.09	
EBITDA	\$ in million	89.25	315.55	441.92	696.74	929.82	38.67	291.62	381.89	989.25	1684.17
EBITDA CAGR	%	-			-31.06		-			-52.38	
EBITDA Margin (% of total income)	%	14.68	34.39	28.36	40.57	53.08	3.55	17.40	12.83	28.40	40.96
Profit after tax (PAT)	\$ in million	-2.56	207.70	250.60	478.63	641.30	-38.90	185.90	187.58	721.96	1,448.55
PAT CAGR	%	-			-37.49		-			-64.01	
PAT Margin (% of total income)	%	-0.42	22.64	16.08	27.87	36.61	-3.57	11.09	6.30	20.73	35.23
Return on Average Capital Employed (ROCE)	%	0.03*	11.23*	13.48	30.15	55.00	-3.06*	12.84*	13.25	56.36	129.43
Return on Net Worth (RoNW)	%	-0.12*	10.59*	12.64	28.82	55.30	-2.32*	11.25*	11.32	47.24	141.51



Particulars	Units	Warrior Met Coal, Inc.					Alpha Metallurgical Resources, Inc				
		As at and for period ended					As at and for period ended				
		Half year June 30, 2025	Half year June 30, 2024	December 31, 2024	December 31, 2023	December 31, 2022	Half year June 30, 2025	Half year June 30, 2024	December 31, 2024	December 31, 2023	December 31, 2022
Capital Expenditure (Capex)	\$ in million	143.48	210.66	457.22	491.67	205.24	73.09	124.72	198.85	245.37	164.31
Trade receivables as number of days of Revenue from operations	Days	50.45	36.54	34	21	32	49.24	54.51	45	54	44
Current Ratio	Number/In Times	4.59	6.37	5.20	7.24	7.66	4.06	3.55	4.13	3.38	2.53
Net Asset Value (NAV) per equity share	in \$	39.60	39.21	39.99	36.07	28.04	127.40	130.07	130.60	114.45	82.44
Earning per shares (Basic)	in \$	-0.05*	3.98*	4.79	9.21	12.42	-2.98*	14.29*	14.41	51.18	82.82
Earnings per share (Diluted)	in \$	-0.05*	3.97*	4.79	9.20	12.40	-2.98*	14.11*	14.28	49.30	79.49
Operational Metrics											
Production of Raw Coal	Million tonnes	4.14	3.83	7.48	6.94	5.73	N/A	N/A	15.70	16.70	16.10
Raw Coal Production - According to type of coal											
a) Coking Coal	Million	4.14	3.83	7.48	6.94	5.73	N/A	N/A	14.60	14.80	13.90

Particulars	Units	Warrior Met Coal, Inc.					Alpha Metallurgical Resources, Inc				
		As at and for period ended					As at and for period ended				
		Half year June 30, 2025	Half year June 30, 2024	December 31, 2024	December 31, 2023	December 31, 2022	Half year June 30, 2025	Half year June 30, 2024	December 31, 2024	December 31, 2023	December 31, 2022
	tonnes										
<b>b) Non Coking Coal</b>	Million tonnes	Nil	Nil	Nil	Nil	Nil	N/A	N/A	1.10	1.90	2.20
<b>Raw coal production - According to type of Mine</b>											
<b>a) Underground Mines</b>	Million tonnes	4.14	3.83	7.48	6.94	5.73	N/A	N/A	N/A	N/A	N/A
<b>b) Opencast Mines</b>	Million tonnes	Nil	Nil	Nil	Nil	Nil	N/A	N/A	N/A	N/A	N/A
<b>Production of Washed Coking Coal</b>	Million tonnes	N/A	N/A	N/A	N/A	N/A	N/A	N/A	N/A	N/A	N/A
<b>Overburden Removal</b>	Million Cu m (MCu M)	N/A	N/A	N/A	N/A	N/A	N/A	N/A	N/A	N/A	N/A
<b>Offtake (Raw Coal)</b>	Million tonnes	3.98	3.84	7.20	6.80	5.10	7.64	8.92	17.13	17.07	16.38
<b>Output per Manshift</b>	Tonnes	N/A	N/A	N/A	N/A	N/A	N/A	N/A	N/A	N/A	N/A

\* Not Annualised

## 9. Weighted average cost of acquisition (“WACA”) Past Primary/ Secondary Transactions

### A. The price per share of our Company based on the primary/ new issue of shares (equity/ convertible securities)

Our Company has not issued any Equity Shares or convertible securities issued during the 18 months preceding the date of this Red Herring Prospectus, where such issuance is equal to or more than 5% of the fully diluted paid-up share capital of our Company (calculated based on the pre-Offer capital before such transaction(s)), in a single transaction or multiple transactions combined together over a span of rolling 30 days (“**Primary Issue**”).

### B. The price per share of our Company based on secondary sale/ acquisitions of shares (equity/ convertible securities)

No Equity Shares or convertible securities have been transacted by the Promoter Selling Shareholder, or Shareholder(s) having the right to nominate director(s) on our Board, during the 18 months preceding the date of this Red Herring Prospectus, where either acquisition or sale is equal to or more than 5% of the fully diluted paid-up share capital of our Company (calculated based on the pre-Offer capital before such transactions), in a single transaction or multiple transactions combined together over a span of rolling 30 days (“**Secondary Transaction**”).

### C. Since there are no such transactions to report to under points (A) and (B) above, therefore, information of price per share of the last five primary or secondary transactions (where the Promoters, Promoter Group, the Promoter Selling Shareholder or Shareholder(s) having the right to nominate Director(s) on our Board were a party to the transaction), not older than three years prior to the date of this Red Herring Prospectus irrespective of the size of transactions, is set forth below:

There have been no primary or secondary transactions (secondary transactions where Promoters, members of the Promoter Group, Promoter Selling Shareholder or Shareholder(s) having the right to nominate Director(s) on our Board, are a party to the transaction), not older than three years prior to the date of this Red Herring Prospectus:

### D. Weighted average cost of acquisition, floor price and cap price

Types of transactions	Weighted average cost of acquisition (₹. per Equity Share)	Floor price* (i.e. ₹ [●])	Cap price* (i.e. ₹ [●])
Weighted average cost of acquisition for last 18 months for primary / new issue of shares (equity/ convertible securities), excluding shares issued under an employee stock option plan/employee stock option scheme and issuance of bonus shares, during the 18 months preceding the date of this Red Herring Prospectus, where such issuance is equal to or more than five per cent of the fully diluted paid-up share capital of the Company (calculated based on the pre-Offer capital before such transaction/s and excluding employee stock options granted but not vested), in a single transaction or multiple transactions combined together over a span of rolling 30 days	NA	[●] times	[●] times
Weighted average cost of acquisition for last 18 months for secondary sale / acquisition of shares equity/convertible securities), where promoter / promoter group entities or shareholder(s) having the right to nominate director(s) in the Board are	NA	[●] times	[●] times

a party to the transaction (excluding gifts), during the 18 months preceding the date of this Red Herring Prospectus, where either acquisition or sale is equal to or more than five per cent of the fully diluted paid-up share capital of the Company (calculated based on the pre-issue capital before such transaction/s and excluding employee stock options granted but not vested), in a single transaction or multiple transactions combined together over a span of rolling 30 days			
Since there were no primary or secondary transactions of equity shares of the Company during the 18 months preceding the date of filing of this Red Herring Prospectus, the information has been disclosed for price per share of the Company based on the last five primary or secondary transactions where promoter /promoter group entities or shareholder(s) having the right to nominate director(s) on the Board, are a party to the transaction, not older than three years prior to the date of filing of this Red Herring Prospectus irrespective of the size of the transaction as below:			
- Based on primary issuances	NA	[●] times	[●] times
- Based on secondary transactions (where the Promoter Selling shareholder or shareholder having right to nominate the directors, are a party to the secondary transaction)	NA	[●] times	[●] times

As certified by Nag & Associates, Chartered Accountants pursuant to their certificate dated January 2, 2026.

\*To be updated at prospectus stage

#### E. Justification for Basis of Offer Price

- The following provides a detailed explanation for the Offer Price/Cap Price being [●] times of weighted average cost of acquisition of Equity Shares that were issued by our Company or acquired or sold by the Promoters, Promoter Group, the Promoter Selling Shareholder or Shareholder(s) having the right to nominate director(s) by way of primary and secondary transactions as disclosed above, in the last 18 months preceding the date of this Red Herring Prospectus compared to our Company's KPIs and financial ratios for the Financial Years 2025, 2024 and 2023.

[●] <sup>(1)</sup>

<sup>(1)</sup> This will be included on finalization of Price Band

- The following provides an explanation to the Cap Price being [●] times of weighted average cost of acquisition of Equity Shares that were issued by our Company or acquired by the Promoters, Promoter Group, the Promoter Selling Shareholder or Shareholders with rights to nominate directors by way of primary and secondary transactions as disclosed above, in the last 18 months preceding the date of this Red Herring Prospectus in view of external factors, if any

[●] <sup>(1)</sup>

<sup>(1)</sup> This will be included on finalization of Price Band

The Offer Price of ₹[●] is [●] times of the face value of the Equity Shares and is justified in view of the above qualitative and quantitative parameters. The trading price of Equity Shares could decline due to factors mentioned in "Risk Factors" beginning on page 33 and you may lose all or part of your investments.

## STATEMENT OF POSSIBLE SPECIAL TAX BENEFITS

To,

**The Board of Directors**  
**Bharat Coking Coal Limited**  
Koyla Bhawan, Koyla Nagar,  
Dhanbad, Jharkhand – 826005  
India  
(the “Company”)

**IDBI Capital Markets & Securities Limited**  
6th Floor, IDBI Tower,  
WTC Complex  
Cuffe Parade, Mumbai 400 005,  
Maharashtra, India

**ICICI Securities Limited**  
ICICI Securities,  
Appasaheb Marathe Marg,  
Prabhadevi, Mumbai- 400025,  
Maharashtra, India

*(‘IDBI Capital Markets and Securities Limited’ and ‘ICICI Securities Limited’ collectively referred to as “Book Running Lead Managers” or “BRLMs”)*

Dear Sirs / Madams,

**Re: Proposed initial public offering of equity shares of face value of ₹ 10 each (the “Equity Shares”) by Bharat Coking Coal Limited (the “Company”) by way of an offer for sale by Selling Shareholder (“Offer”).**

**Subject: Certificate on Special Tax Benefits**

---

We, Nag & Associates, Chartered Accountants, are the Statutory Auditors of the Company and we have been informed that the Company proposes to file the Red Herring Prospectus (“RHP”) and the Prospectus with Registrar of Companies, Jharkhand at Ranchi (“RoC”), the Securities and Exchange Board of India (“SEBI”), BSE Limited and National Stock Exchange of India Limited (collectively, the “Stock Exchanges”) and any other documents or materials to be issued in relation to the Offer (collectively with the RHP and Prospectus, the “Offer Documents”) in accordance with the provisions of the Companies Act, 2013, the Securities and Exchange Board of India (Issue of Capital and Disclosure Requirements) Regulations, 2018, as amended (“ICDR Regulations”) and applicable laws.

We have received a request from the Company to issue a certificate in connection with the Issue in respect of special tax benefits (under direct and indirect tax laws in India) together with the report available to the Company, its shareholders and material subsidiary.

We report that the enclosed statement in the **Annexure A**, states the possible special tax benefits under direct and indirect tax laws and Income tax Rules, 1962 including amendments made by the Finance Act, 2025 and as applicable for financial year 2025-2026 relevant to assessment year 2026-2027 (hereinafter referred to as “**Income Tax Laws**”), the Central Goods and Services Tax Act, 2017, the Integrated Goods and Services Tax Act, 2017, respective State Goods and Services Tax Act, 2017, respective Union Territory Goods and Services Tax Act, 2017, Customs Act, 1962, Customs Tariff Act, 1975 as amended, the rules and regulations, circulars and notifications issued there under, Foreign Trade Policy presently in force in India, available to the Company and its shareholders. Several of these benefits are dependent on the Company, its shareholders as the case may be, fulfilling the conditions prescribed under the relevant provisions of the statute. Hence, the ability of the Company, its shareholders to derive the special tax benefits is dependent upon their fulfilling such conditions, which based on business imperatives the Company, and its shareholders faces in the future, the Company and its shareholders may or may not choose to fulfill.

The benefits discussed in the enclosed Statement cover only special tax benefits available to the Company, and to the shareholders of the Company and are not exhaustive and also do not cover any general tax benefits available

to the Company. Further, any benefits available under any other laws within or outside India have not been examined and covered by this Statement.

This statement of possible special tax benefits is required as per Schedule VI (Part A)(9)(L) of the SEBI ICDR Regulations. The benefits discussed in the enclosed **Annexure A** are not exhaustive. This statement is only intended to provide general information to the investors and is neither designed nor intended to be a substitute for professional tax advice. In view of the individual nature of the tax consequences and the changing tax laws, each investor is advised to consult his or her own tax consultant with respect to the specific tax implications arising out of their participation in the Offer. Neither are we suggesting nor advising the investor to invest in the Offer based on this statement.

We do not express any opinion or provide any assurance as to whether:

- (i) the Company, or its shareholders will continue to obtain these benefits in future; or
- (ii) the conditions prescribed for availing the benefits have been/would be met with.

The contents of the enclosed statement are based on information, explanations and representations obtained from the Company and on the basis of our understanding of the business activities and operations of the Company.

We also consent to the references to us as “experts” as defined under Section 2(38) of the Companies Act, 2013, read with Section 26(5) of the Companies Act, 2013 to the extent of the certification provided hereunder and included in the draft red herring prospectus, red herring prospectus and prospectus of the Company or in any other material used in connection with the Offer.

We hereby give consent to include this statement of special tax benefits in the RHP, the Prospectus and in any other material used in connection with the Offer.

We also authorize you to deliver a copy of this certificate pursuant to the provisions of the Companies Act, 2013 to SEBI, RoC, the Stock Exchanges or any other regulatory authorities in India as required by law. We also consent to the inclusion of this certificate as a part of “*Material Contracts and Documents for Inspection*” which will be available for public for inspection from date of the filing of the RHP until the Bid/ Offer Closing Date and upload the same with the repository maintained by the relevant authorities in connection with this Offer. We further consent to include our reports/ certificates/ letters, in full or in parts, in the Offer Documents or such other documents to be issued by the Company in relation to the Offer.

We, the Statutory Auditors, assume full responsibility for the veracity and adequacy of the information contained in this certificate and confirm that, to the best of our knowledge and belief, this certificate has been prepared in accordance with the applicable laws as amended and the rules made thereunder, as well as the regulations and guidelines issued by SEBI and other regulatory authorities.

This certificate (including annexure) is for information and for inclusion (in part or full) in the RHP, the Prospectus and any other document filed in relation to the Offer (collectively, the “**Offer Documents**”) or any other Offer-related material, and may be relied upon by the Company, the Book Running Lead Managers and their affiliates and the legal advisors appointed by the Company and the Book Running Lead Managers in relation to the Offer.

We hereby consent to the submission of this certificate as may be necessary to SEBI, the RoC, the relevant stock exchanges, repositories of Stock Exchanges and any other regulatory authority and/or for the records to be maintained by the Book Running Lead Managers and their affiliates and in accordance with applicable law.

We hereby consent to this certificate being disclosed by the Book Running Lead Managers, if required (i) by reason of any law, regulation or order of a court or by any governmental or competent regulatory authority, or (ii) in seeking to establish a defence in connection with, or to avoid, any actual, potential or threatened legal, arbitral or regulatory proceeding or investigation.

We undertake to inform the Book Running Lead Managers promptly, in writing of any changes, intimated to us by the management of the Company in writing, to the above information until the Equity Shares commence trading on the relevant stock exchanges, pursuant to the Offer. In the absence of any such communication from us, the above information should be considered as updated information until the Equity Shares commence trading on the stock exchanges, pursuant to the Offer.

All capitalized terms used herein and not specifically defined shall have the same meaning as ascribed to them in the Offer Documents.

**For Nag & Associates**  
**Chartered Accountants**  
**Firm Registration No. 312063E**  
**CA Indranath Nag**  
**Partner**  
**Membership No.: 050531**  
**UDIN:25050531BBIKRF4047**  
**Place: Dhanbad**  
**Date: December 9, 2025**  
**Cc:**

**Legal Counsel to the Company as to Indian Law**

**J. Sagar Associates**  
One Lodha Place, 27th Floor,  
Senapati Bapat Marg,  
Lower Parel, Mumbai - 400013,  
Maharashtra, India

**Legal Counsel to the Book Running Lead Managers as to Indian Law**

**Dentons Link Legal**  
5 Link Road, Block M,  
Jangpura Extension – 110014,  
New Delhi, India

**Legal Counsel as to International Laws**

**Hogan Lovells Lee & Lee**  
50 Collyer Quay  
#10-01 OUE Bayfront  
Singapore 049 321

## ANNEXURE A

### STATEMENT OF POSSIBLE SPECIAL TAX BENEFITS AVAILABLE TO BHARAT COKING COAL LIMITED (THE “COMPANY”) AND ITS SHAREHOLDERS UNDER THE APPLICABLE DIRECT AND INDIRECT TAXATION LAWS IN INDIA

Outlined below are the possible special tax benefits available to the Company and its shareholders under the taxation laws. These possible special tax benefits are dependent on the Company and its shareholders fulfilling the conditions prescribed under the taxation laws. Hence, the ability of the Company and its shareholders to derive the possible special tax benefits is dependent upon fulfilling such conditions, which are based on business imperatives it faces in the future, it may or may not choose to fulfil.

#### **A. STATEMENT OF POSSIBLE DIRECT TAX BENEFITS**

##### **1. Direct tax benefits available to the Company**

The Income Tax Act, 1961 (the “Act”), including the amendments introduced by the Finance Act, 2025. One such provision is under Section 115BAA, which offers a concessional tax rate of 22% (plus surcharge and cess), available as an option for companies that choose not to claim any exemptions or deductions. Additionally, the Act incorporates provisions related to Double Taxation Avoidance Agreements (DTAA), which provide reduced withholding tax rates for cross-border transactions. This is particularly advantageous for government companies engaged in global projects, as it allows them to benefit from these reduced tax rates in international operations.

##### **2. Direct tax benefits available to the shareholders of the Company**

There are no special tax benefits available to the shareholders of the Company for investing in the equity shares of the Company.

#### **B. STATEMENT OF POSSIBLE INDIRECT TAX BENEFIT**

##### **1. Indirect tax benefits available to the Company**

The **Central Goods and Services Tax (CGST) Act, 2017** contains various provisions that provide exemptions and benefits. **Section 11** empowers the government to exempt goods or services from tax, either absolutely or subject to conditions, through notifications. Specifically, **Notification No. 12/2017-Central Tax (Rate)** exempts certain services from CGST, including pure services (excluding works contract services or other composite supplies involving goods) provided to the government or local authorities. Additionally, income earned from extending deposits, loans, or advances, represented by way of interest or discount, is exempted from GST. This means that interest income earned by a company is not subject to GST. **Section 16** allows companies to claim **Input Tax Credit (ITC)** on goods or services used in the course or furtherance of business, subject to conditions. Furthermore, **Section 54** provides for a refund of tax on inputs or input services used in making zero-rated supplies, including exports.

The **Integrated Goods and Services Tax (IGST) Act, 2017** also includes important provisions. **Section 16** treats supplies of goods or services for export or to Special Economic Zones (SEZs) as zero-rated supplies, making them eligible for a refund of input taxes. Additionally, **Section 20** ensures that provisions from the CGST Act, such as those related to input tax credit, refunds, and exemptions, are applicable to IGST as well.

The **Customs Act, 1962** and **Customs Tariff Act, 1975** provide further benefits and exemptions. **Section 25** of the Customs Act grants the government the power to exempt goods from customs duty by notification, either absolutely or subject to conditions. The **Project Imports Regulations, 1986** allow for the import of capital goods at a concessional customs duty rate for specific projects, including infrastructure and power projects. The **Export Promotion Capital Goods (EPCG) Scheme** enables the import of capital goods at zero customs duty for pre-production, production, and post-production activities, provided there is an export obligation. Additionally, **Customs Notification No. 50/2017-Customs** offers exemptions or concessional customs duty rates for specified goods, subject to conditions.

##### **2. Indirect tax benefits available to the shareholders of the Company**

There are no special tax benefits available to the shareholders of the Company for investing in the equity shares of the Company.

#### **Notes:**

a) The above is as per the current taxation laws in force in India.



- b) The above Statement of possible special tax benefits sets out the provisions of Taxation Laws in a summary manner only and is not a complete analysis or listing of all the existing and potential tax consequences of the purchase, ownership and disposal of equity shares of the Company.*
- c) The possible special tax benefits are subject to conditions and eligibility which need to be examined for tax implications.*
- d) This Statement does not discuss any tax consequences in any country outside India of an investment in the equity shares of the Company. The shareholders / investors in any country outside India are advised to consult their own professional advisors regarding possible income tax consequences that apply to them.*

## SECTION IV: ABOUT OUR COMPANY

### INDUSTRY OVERVIEW

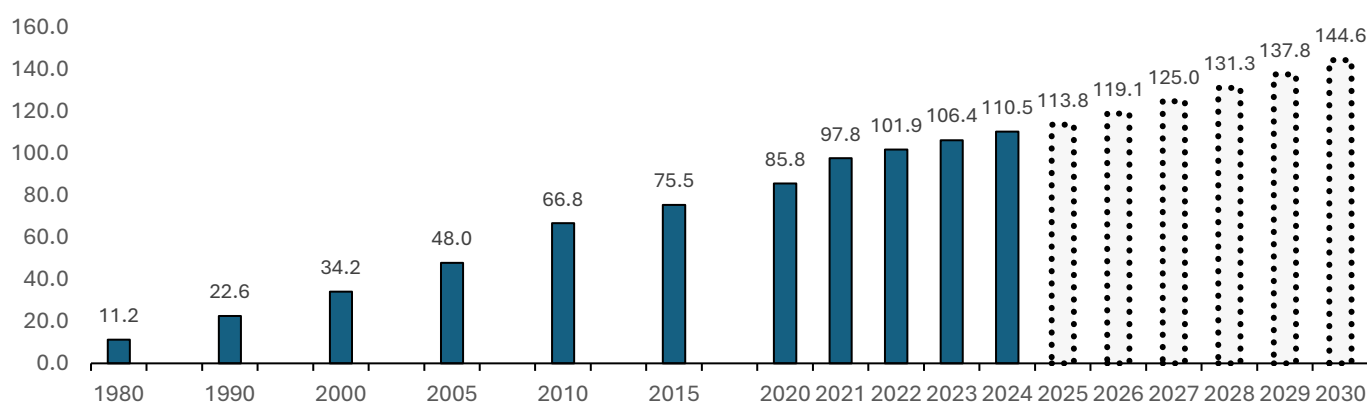
Unless otherwise indicated, industry and market data used in this section has been derived from industry publications, in particular, the report titled “Report on Coking Coal Industry” dated November, 2025 (the “**CRISIL Report**”) prepared and issued by CRISIL Limited pursuant to an engagement letter dated January 19, 2025. The CRISIL Report has been exclusively commissioned and paid for in connection with the Offer to enable the investors to understand the industry in which we operate in connection with the Offer. Unless otherwise indicated, financial, operational, industry and other related information derived from the CRISIL Report and included herein with respect to any particular year/ Fiscal refers to such information for the relevant calendar year/ Fiscal. A copy of the CRISIL Report is available on the website of our Company at [www.bcclweb.in](http://www.bcclweb.in). Industry sources and publications are also prepared based on information as of specific dates and may no longer be current or reflect current trends. The recipient should not construe any of the contents of the CRISIL Report as advice relating to business, financial, legal, taxation or investment matters and are advised to consult their own business, financial, legal, taxation, and other advisors concerning the transaction. For further information, see “Risk Factors – Certain sections of this Red Herring Prospectus disclose information from the CRISIL Report which is a paid report and commissioned and paid for exclusively in connection with the Offer and any reliance on such information for making an investment decision in the Offer is subject to inherent risks.” on page 73. Also see, “Certain Conventions, Presentation of Financial, Industry and Market Data and Currency of Presentation – Industry and Market Data” on page 18.

#### Indian Macro-economic Overview

##### World economy and Indian economy snapshot

India is the world’s fifth-largest economy, behind United States (US), China, Germany and Japan, and the fastest-growing major economy. Its growth rate (6.5% in CY24) is much higher than that of the world economy (3.3% in CY24)<sup>1</sup>. The global economy is driven by production and consumption of goods and services which are heavily reliant on the extraction and processing of natural resources. The mining industry provides the basic raw materials necessary for energy generation, manufacturing of steel, aluminum, cement and other essential products thereby playing a critical role in supporting the economic growth and development of the world as well as India. The global economy, as measured by the *International Monetary Fund (IMF)*, has reached a significant milestone, crossing the \$100 trillion mark (nominal) in 2022, representing a significant increase from \$25 trillion mark in 1992 and \$50 trillion mark in 2006 which is approximately doubling in every 15 years. As per the IMF’s *World Economic Outlook (October 2025)*, the global GDP is forecasted to grow from \$117 trillion in 2025 to \$150 trillion by 2030, at a CAGR of 5.00% underscoring the optimistic outlook for the world economy over the medium term.

##### World Nominal GDP from 1980 to 2024 and forecast from 2025 to 2030 in trillion US dollars



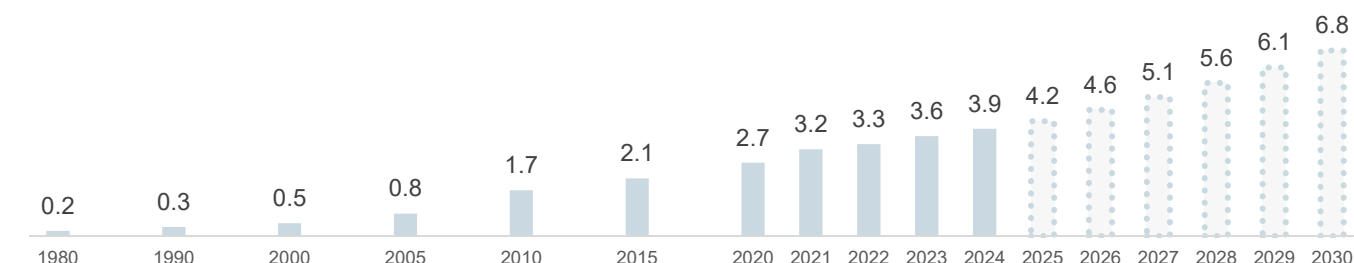
Source: International Monetary Fund (IMF) – World Economic Outlook (October 2025), IMF has forecasted till calendar year 2030

India's economy has undergone a transformative journey since the liberalization reforms of 1991, which have unleashed a period of rapid growth. Given the historical growth trajectory of India's economy, which has seen a

<sup>1</sup> As per: International Monetary Fund (IMF) – World Economic Outlook (October 2025)

significant expansion from about \$0.2 trillion in 1980, \$0.3 trillion in 1990, \$0.5 trillion in 2000, \$1 trillion in 2006, \$2 trillion in 2014 and thereafter to \$3.9 trillion in 2024 (nominal), driven by the country's rapid liberalization and integration into the global economy. India's GDP has doubled (approximately) in the last 9-10 years. The International Monetary Fund's (IMF) latest World Economic Outlook (October 2025) projects a steady expansion of the Indian economy, with the country's GDP anticipated to rise from \$4.13 trillion in 2025 to \$6.63 trillion by 2030, at 9.95% CAGR over the five-year period.

#### Indian Nominal GDP (Current Prices) from 1980 to 2030 in trillion US dollars



Source: International Monetary Fund (IMF) – World Economic Outlook (October 2025), IMF has forecasted till calendar year 2030 only

#### Real & Nominal GDP growth in India vs world's major economies

##### Nominal GDP

Nominal GDP measures the total economic output of a country at current market prices, reflecting the value of goods and services produced within a given period without adjusting for inflation. In contrast, Real GDP adjusts Nominal GDP for changes in price levels, providing a more accurate depiction of an economy's growth by accounting for inflation or deflation.

##### Country-wise nominal GDP data (annual percent change)

Nominal GDP		CY 19	CY20	CY21	CY22	CY23	CY24	5Y-CAGR
World		1.4%	-2.6%	14.1%	4.2%	4.4%	3.9%	4.7%
US		4.3%	-0.9%	10.9%	9.8%	6.6%	5.3%	6.3%
China*		3.3%	3.6%	20.4%	0.6%	-0.2%	2.6%	5.2%
Euro area		-2.1%	-2.5%	12.6%	-3.1%	9.2%	3.8%	3.8%
Japan		1.5%	-1.2%	-0.3%	-15.4%	-1.1%	-4.4%	-4.7%
United Kingdom (UK)		-0.8%	-5.4%	16.5%	-0.6%	7.9%	8.1%	5.0%
India*		4.9%	-5.7%	18.4%	5.6%	8.7%	7.4%	6.6%

Note: CY- Calendar Year, \*Emerging Economies

Source: IMF – World Economic Outlook (October 2025)

##### Real GDP

As per the IMF's World Economic Outlook (October 2025), real world GDP grew 3.3% in CY24, 3.5% in CY23, 3.6% in CY22 and 6.6% in CY21, after contracting 2.7% in pandemic year CY20. IMF forecasts world real GDP growth at 2.8% in CY25 and 3.0% in CY26 on account of greater-than-expected resilience in the US and several large emerging markets and developing economies, as well as fiscal support in China. The IMF believes India

will remain the fastest-growing major economy over the next five years, with a growth rate of ~6.6% in CY25 and at a CAGR of 6.4% from CY25-CY30.

#### Country-wise real GDP data (annual percent change)

Real GDP	CY 19	CY20	CY21	CY22	CY23	CY24	5Y-CAGR
World	2.9%	-2.7%	6.6%	3.6%	3.5%	3.3%	<b>2.8%</b>
US	2.6%	-2.2%	6.1%	2.5%	2.9%	2.8%	<b>2.4%</b>
China*	6.1%	2.3%	8.6%	3.1%	5.4%	5.0%	<b>4.9%</b>
Euro area	1.6%	-6.0%	6.3%	3.5%	0.4%	0.9%	<b>0.9%</b>
Japan	-0.4%	-4.2%	2.7%	0.9%	1.5%	0.1%	<b>0.2%</b>
United Kingdom (UK)	1.6%	-10.3%	8.6%	4.8%	0.4%	1.1%	<b>0.7%</b>
India*	3.9%	-5.8%	9.7%	7.6%	9.2%	6.5%	<b>5.3%</b>

Note: CY- Calendar Year, \*Emerging Economies

Source: IMF – World Economic Outlook (October 2025)

#### Nominal & Real GDP forecast for world's major economies

##### Nominal GDP

As per the IMF's World Economic Outlook (October 2025), the nominal GDP forecast for various regions and countries is as follows: the world's nominal GDP is expected to grow at a rate of 2.9% in CY25, 4.7% in CY26, 4.9% in CY27, 5.1% in CY28 and 4.9% in CY29 and CY30. India's expected nominal GDP growth is 7.1% in CY25, 9.9% in CY 26, 10.2% in CY27, 10.2% in CY28, 10.1% in CY29 and 10.1% in CY30.

#### Country-wise nominal GDP data forecast (annual percent change)

Nominal GDP	CY25P	CY26P	CY27P	CY28P	CY29P	CY30P	5Y CAGR
World	2.9%	4.7%	4.9%	5.1%	4.9%	4.9%	4.9%
US	4.5%	4.0%	3.9%	4.3%	4.0%	4.0%	4.0%
China*	2.6%	5.9%	6.5%	6.4%	5.9%	5.6%	6.1%
Euro area	2.6%	3.8%	3.3%	3.3%	3.3%	3.3%	3.4%
Japan	4.0%	4.5%	3.4%	4.2%	2.5%	3.5%	3.6%
UK	5.3%	5.3%	4.9%	5.1%	5.5%	5.4%	5.2%
India*	7.1%	9.9%	10.2%	10.2%	10.1%	10.1%	10.1%

Note: CY- Calendar Year, \*Emerging Economies; P: Projected

Source: IMF – World Economic Outlook (October 2025)

## Real GDP

According to the IMF World Economic Outlook (October 2025), the global economy is projected to grow steadily over the next five years. Globally, the economy is expected to grow at a compound annual growth rate (CAGR) of 3.2% during this period. Among major economies, India is forecasted to be the fastest-growing, with a consistent annual growth rate ranging from 6.6% in CY25 to 6.4% through CY27 and remaining steady through 2030, resulting in a 5-year CAGR of 6.4%.

China is expected to follow India with a growth of 4.8% in CY25 and 4.2% CY26 and CY27, thereafter declining to 3.4% in 2030- giving it a CAGR of 4.0%. In contrast, the US economy is expected to grow modestly, with rates fluctuating between 1.8% and 2.1% between CY25 and CY30, leading to a 5-year CAGR of 2.0%. The Euro area and Japan are projected to experience slower growth, with the Euro area reaching a CAGR of just 1.2% and Japan only 0.6%. The UK is expected to grow at a moderate pace, with its CAGR estimated at 1.4%.

The below table presents country-wise real GDP growth forecasts for the period CY25 to CY30. Overall, the data indicates a steady global recovery, with emerging markets like India and China significantly outpacing the advanced economies in terms of growth over the next five year.

### Country-wise real GDP data forecast (annual percent change)

Real GDP	CY25P	CY26P	CY27P	CY28P	CY29P	CY29P	5Y CAGR
World	3.2%	3.1%	3.2%	3.2%	3.2%	3.1%	<b>3.2%</b>
US	2.0%	2.1%	2.1%	2.1%	1.9%	1.8%	<b>2.0%</b>
China*	4.8%	4.2%	4.2%	4.0%	3.7%	3.4%	<b>4.0%</b>
Euro area	1.2%	1.1%	1.4%	1.3%	1.2%	1.1%	<b>1.2%</b>
Japan	1.1%	0.6%	0.6%	0.6%	0.5%	0.5%	<b>0.6%</b>
UK	1.3%	1.3%	1.5%	1.4%	1.4%	1.4%	<b>1.4%</b>
India*	<b>6.6%</b>	<b>6.2%</b>	<b>6.4%</b>	<b>6.5%</b>	<b>6.5%</b>	<b>6.5%</b>	<b>6.4%</b>

Note: CY- Calendar Year, \*Emerging Economies; P: Projected

Source: IMF – World Economic Outlook (October 2025)

The IMF believes India will remain the fastest-growing major economy over the next five years, with a growth rate of approximately 6.4% (CAGR) from CY2025 to CY2030 and subsequent years.

### Major Structural Reforms by the Indian Government to Assist Economic and Real Estate Growth

The Indian government has been actively working towards transforming the country's economy and real estate sector through a series of structural reforms. These reforms aim to improve the business environment, increase transparency, and attract foreign investment, ultimately driving the economic growth and development.

#### Real Estate (Regulation and Development) Act, 2016 (RERA)

The Real Estate (Regulation and Development) Act, 2016 (RERA)<sup>2</sup> is a significant reform that has brought transparency and accountability to the real estate sector. The Act came into force on 1 May 2016 with 61 of 92 sections notified. The remaining provisions came into force on 1 May 2017. It seeks to protect homebuyers as well as help in boosting investments in the real estate sector by bringing efficiency and transparency in the sale/purchase of real estate. The Act establishes Real Estate Regulatory Authority (RERA) in each state for regulation of the real estate sector and also acts as an adjudicating body for speedy dispute resolution.

---

<sup>2</sup> <https://www.indiacode.nic.in/handle/123456789/2158>

### ***Insolvency and Bankruptcy Code, 2016***

The Insolvency and Bankruptcy Code (IBC), 2016 is an Indian law which creates a consolidated framework that governs insolvency and bankruptcy proceedings for companies, partnership firms, and individuals. For the real estate sector, where delays, fund diversion, and incomplete projects were common, the Insolvency and Bankruptcy Code created a structural framework for resolution, protecting the interest of homebuyers, lenders and developers alike. Homebuyers are considered financial creditors under the IBC, enabling them to initiate the Corporate Insolvency Resolution Process (CIRP) against a defaulting developer.

### ***Special Economic Zones (Fifth Amendment) Rules, 2023***

The Special Economic Zones Act, 2005, is a law that provides a framework for establishing, developing, and managing Special Economic Zones (SEZs) in India to promote exports and related activities. The Special Economic Zone (SEZ) Rules, 2006, define the framework for establishing and operating SEZs in India, which are designated areas offering incentives and streamlined regulations to attract foreign investment and boost economic growth. The SEZ Act, 2005 and the SEZ Rules, 2006 form the legal basis, specifying procedures for approval, administrative setup, and operational guidelines. These rules aim to simplify processes for developers and units, ensuring a conducive environment for businesses to thrive.

### ***Goods and Services Tax***

The Indian real estate sector, contributing about 7.3%<sup>3</sup> to GDP, has traditionally been riddled with complex taxation including VAT, service tax, excise duty, stamp duty, and registration charges. The implementation of Goods and Services Tax (GST) on 1st July 2017 replaced many indirect taxes and brought about structural changes. The GST reform aimed to improve transparency, reduce tax cascading, and improve compliance in real estate, which had often been informal and fragmented.

### ***Pradhan Mantri Awas Yojana (PMAY)***

Pradhan Mantri Awas Yojana (Urban) Mission<sup>4</sup> launched on 25<sup>th</sup> June 2015 which intends to provide housing for all in urban areas by year 2022. The Mission provides Central Assistance to the implementing agencies through States/Union Territories (UTs) and Central Nodal Agencies (CNAs) for providing houses to all eligible families/beneficiaries against the validated demand for houses for about 1.12 crore.

### ***National Infrastructure Pipeline (NIP)***

The National Infrastructure Pipeline<sup>5</sup> (NIP) for FY 2019-25 is a first-of-its-kind, whole-of-government exercise to provide world-class infrastructure to citizens and improving their quality of life. It aims to improve project preparation and attract investments into infrastructure. To draw up the NIP, a High-Level Task Force was constituted under the chairmanship of the Secretary, Department of Economic Affairs (DEA), Ministry of Finance. The NIP has been made on a best effort basis by aggregating the information provided by various stakeholders including line ministries, departments, state governments and private sector across infrastructure sub-sectors, as identified in the Harmonized Master List of Infrastructure. All projects (Greenfield or Brownfield, under conceptualization or under implementation or under Development) of project cost greater than Rs. 1,000 million per project were sought to be captured.

### ***National Logistics Policy (NLP)***

The National Logistics Policy (NLP) was launched by the Prime Minister of India on September 17, 2022, to drive economic growth and business competitiveness through an integrated, seamless, efficient, reliable, green, sustainable, and cost-effective logistics network. The policy aims to reduce logistics costs, improve the Logistics Performance Index (LPI) ranking, and create a data-driven decision-support mechanism for an efficient logistics ecosystem. The policy has set targets to reduce logistics costs, improve the Logistics Performance Index ranking, and create a data-driven decision support mechanism for an efficient logistics ecosystem.

### ***Economic survey and Union Budget analysis***

---

<sup>3</sup> <https://www.ibef.org/industry/real-estate-india>

<sup>4</sup> <https://pmaymis.gov.in>

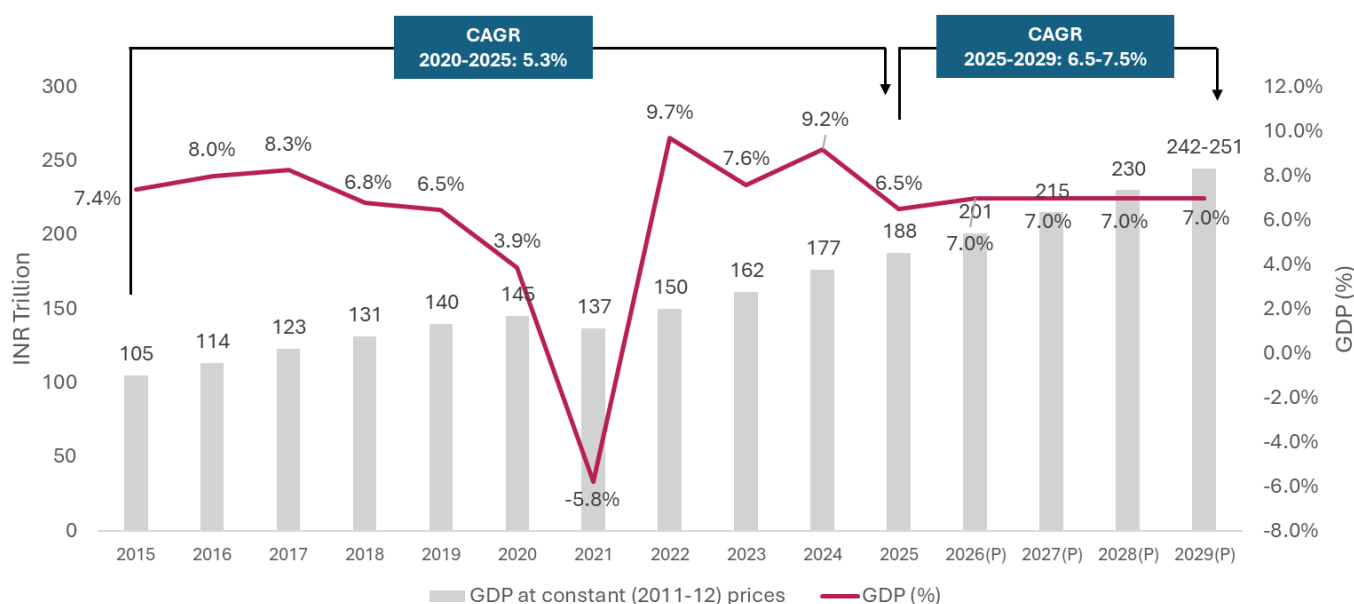
<sup>5</sup> <https://indiainvestmentgrid.gov.in/national-infrastructure-pipeline>

The Economic Survey 2024 suggested adoption of gasification technology in India which can revolutionize the coal sector. This will reduce the dependence on imports for various resources made with the help of coal, such as natural gas, methanol, ammonia and other products. This will help India in meeting its net zero carbon emissions goal. Additionally, the government has launched several coal initiatives, such as *Coal Gasification Mission*, to gasify 100 MMT of coal by 2030 through surface coal or Lignite Gasification projects. The Union Budget 2025-26 has identified mining as one of the six key domain areas thereby recognizing the mining sector's importance which is a significant development as it acknowledges the sector's potential to contribute to India's economic growth and development. The Indian government's budget for the next Fiscal year aims to support economic growth through a combination of steady capital expenditure and consumption boost, while tightening the Fiscal belt. Fiscal deficit is budgeted to reduce to 4.4% of GDP, down from 4.8% in the current Fiscal, with a focus on reducing revenue expenditure. Capital expenditure remains at 3.1% of GDP, while the effective capital expenditure, including budgetary and internal and extra-budgetary resources, increases to 5.5% of GDP to lift the domestic economy and crowd-in private capex. At Rs 11.2 lakh crore the allocation for capital expenditure in Fiscal 2026 marks a 10% increase on year. This is expected to support the growth of infrastructure sectors such as roads, railways, and urban development.

### India GDP trends

The fastest growing among major economies, India became the fourth largest economy in the world and is on track to become the third largest by fiscal 2030 with a projected \$7.3 trillion GDP. As per data published by the RBI handbook of statistics on the Indian economy, the Indian economy grew from Rs 145 trillion in fiscal 2020 to Rs 188 trillion in fiscal 2025 at 5.3% CAGR between fiscal 2020 and fiscal 2025<sup>6</sup>. According to the RBI handbook of statistics on the Indian economy, real GDP accelerated 6.5% on-year in fiscal 2025 compared to 9.2% in fiscal 2024. In absolute terms, India's GDP clocked reached Rs 188 trillion in fiscal 2025 compared with Rs 177 trillion in fiscal 2024.

### India's real GDP trend and outlook (at constant 2011-12 prices)



Source: National Statistical Office (NSO), Crisil Intelligence

According to the NSO, real GDP growth reached to 6.5% on-year in Fiscal 2025 from 9.2% in Fiscal 2024. In absolute terms, India's GDP reached Rs 188 trillion in Fiscal 2025 compared with Rs 177 trillion in Fiscal 2024.

<sup>6</sup> India follows financial year April 1 to March 31. Hence, the data published by the Indian government/ RBI/NSO is different from that of the IMF, which publishes data as per the calendar year- January 1 to December 31.

## Sector wise contribution to GVA for last 5 years from Fiscal 2020

### GVA share of sectors in India

Gross Value Added (GVA) is a measure of the total value of goods and services produced within a country or region, minus the cost of intermediate inputs. It represents the contribution of each sector to the overall economy and is a key indicator of economic growth and development.

The Indian economy is broadly classified into three sectors: Primary, Secondary, and Tertiary. The Primary Sector, which includes agriculture, animal husbandry, forestry, and mining, is the foundation of the Indian economy, contributing around 16% to the country's GDP. The Secondary Sector, comprising manufacturing, construction, and energy generation, contributes around 29% to the GDP and has been growing rapidly, with significant investments in industries such as automotive, pharmaceutical, and IT hardware. The Tertiary Sector, which includes financial services, professional services, transportation, communication etc. is the fastest-growing sector, contributing around 55% to the GDP and driving the country's economic growth.

### Gross value added (GVA) at basic prices (base year: Fiscal 2012) constant prices (Rs trillion)

Industry	2023	2024	2025	Growth in the real GVA	
				2024	2025
Primary Sector	26.26	26.97	28.16	2.73%	4.39%
<i>Agriculture, Livestock, Forestry &amp; Fishing</i>	<b>23.06</b>	<b>23.67</b>	<b>24.77</b>	2.66%	4.63%
<i>Mining &amp; Quarrying</i>	3.20	3.30	3.39	3.21%	2.69%
Secondary Sector	41.71	46.46	49.31	11.40%	6.13%
<i>Manufacturing</i>	25.16	28.26	29.54	12.30%	4.52%
<i>Electricity, Gas, Water Supply &amp; Other Utility Services</i>	3.52	3.83	4.05	8.64%	5.88%
<i>Construction</i>	13.02	14.38	15.72	10.41%	9.35%
Tertiary Sector	80.81	88.08	94.41	8.99%	7.19%
<i>Trade, Hotel, Transport, Communication &amp; Service related to Broadcasting</i>	27.86	29.95	31.77	7.50%	6.09%
<i>Financial, Real Estate &amp; Professional Services</i>	34.59	38.15	40.88	10.27%	7.17%
<i>Public Administration, Defence &amp; Other Services*</i>	18.36	19.99	21.76	8.83%	8.86%
GVA at Basic Prices	148.78	161.51	171.87	8.56%	6.41%

Source: RBI – Handbook of Statistics on the Economy 2024-25,; All years are Fiscal years

### Gross value added (GVA) at basic prices (base year: Fiscal 2012) current prices (Rs trillion)

Industry	2023	2024	2025	Growth in the real GVA	
				2024	2025
Primary Sector	49.60	54.10	59.26	9.07%	9.54%
<i>Agriculture, Livestock, Forestry &amp; Fishing</i>	<i>44.49</i>	<i>48.78</i>	<i>53.85</i>	9.64%	10.39%
<i>Mining &amp; Quarrying</i>	<i>5.11</i>	<i>5.32</i>	<i>5.41</i>	4.11%	1.69%
Secondary Sector	63.15	70.9	76.04	12.27%	7.25%
<i>Manufacturing</i>	<i>35.35</i>	<i>39.22</i>	<i>41.70</i>	10.95%	6.32%
<i>Electricity, Gas, Water Supply &amp; Other Utility Services</i>	<i>6.09</i>	<i>7.66</i>	<i>8.07</i>	25.78%	5.35%



Industry	2023	2024	2025	Growth in the real GVA	
				2024	2025
Construction	21.71	34.02	26.27	10.64%	9.37%
Tertiary Sector	133.71	149.12	164.92	11.52%	10.60%
Trade, Hotel, Transport, Communication & Service related to Broadcasting	44.12	48.28	52.57	9.43%	8.89%
Financial, Real Estate & Professional Services	56.00	62.44	68.82	11.50%	10.22%
Public Administration, Defence & Other Services*	33.59	38.40	43.53	14.32%	13.36%
GVA at Basic Prices	246.46	274.12	300.22	11.22%	9.52%

Source: RBI – Handbook of Statistics on the Economy 2024-25; All years are Fiscal years,

### Index of Eight Core Industries

The Index of eight core industries measures the combined and individual performance of production of eight core industries viz. Coal, Crude Oil, Natural Gas, Refinery Products, Fertilizers, Steel, Cement and Electricity. The growth rate of the core sector is a key indicator of a country's overall economic health, influencing industrial and economic performance. It has a multiplier effect on the entire economy, with core industries like steel, cement, and electricity being crucial for infrastructure development.

#### Summary of the growth of Index of eight core industries (%)

Sectors	2019	2020	2021	2022	2023	2024	2025
Cement	13.3%	-0.9%	-10.8%	20.7%	8.7%	8.9%	6.3%
Coal	7.4%	-0.4%	-1.9%	8.5%	14.9%	11.8%	5.1%
Crude oil	-4.2%	-5.9%	-5.2%	-2.7%	-1.7%	0.6%	-2.2%
Electricity	5.2%	1.0%	-0.5%	7.9%	8.9%	7.1%	5.1%
Fertilizers	0.4%	2.6%	1.6%	0.7%	11.3%	3.7%	2.9%
Natural gas	0.9%	-5.7%	-8.1%	19.2%	1.5%	6.1%	-1.2%
Petroleum refinery products	3.1%	0.2%	-11.2%	8.9%	4.9%	3.6%	2.8%
Steel	5.1%	3.3%	-8.7%	16.9%	9.3%	12.5%	6.8%
Combined Index (Base year 2011-2012)	4.4%	0.3%	-6.4%	10.4%	7.8%	7.6%	4.5%

Source: Ministry of Commerce & Industries, all years are Fiscal years

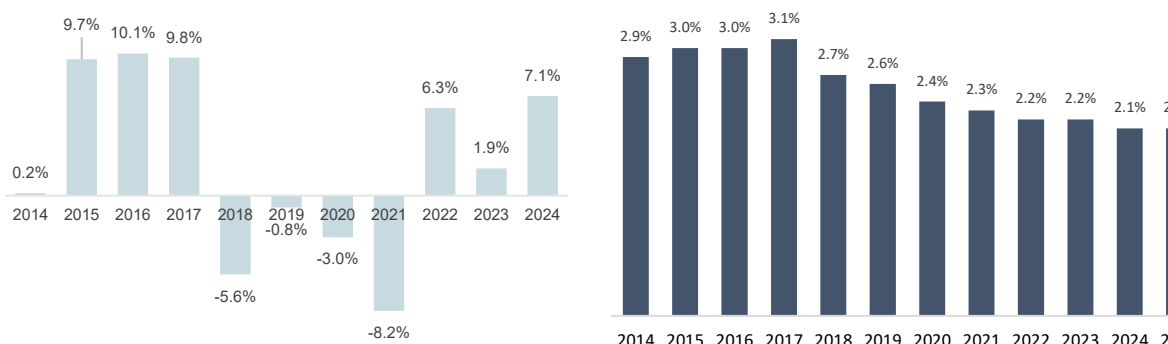
In terms of sectoral growth of the eight core industries, the coal sector grew (y-o-y) the maximum at 5.1% in Fiscal 2025 as compared with 11.8% in Fiscal 2024, among the Index of Eight Core Industries (ICI; base year 2011-12) as per Ministry of Commerce & Industries<sup>7</sup>. The combined Index of Eight Core Industries (ICI) increased 4.5% year-on-year in Fiscal 2025.

<sup>7</sup> Department for Promotion of Industry and Internal Trade, Office of Economic Advisor press release dated August 30, 2024; Office of Economic Advisor

## Mining industry contribution to % of India's GDP in last 10 years

The mining and quarrying sector accounted for approximately 2.0% of the GVA (at constant prices) in Fiscal 2025 i.e. Rs 3.39 trillion from Rs 3.17 trillion in Fiscal 2019 (2.6% of GVA) recording a growth of 2.7% in 2025 over that in the previous Fiscal. The last five-year CAGR was 1.3% (fiscal 2020-2025).

### India's mining and quarrying GVA growth rate | Share of mining and quarrying in India's GVA



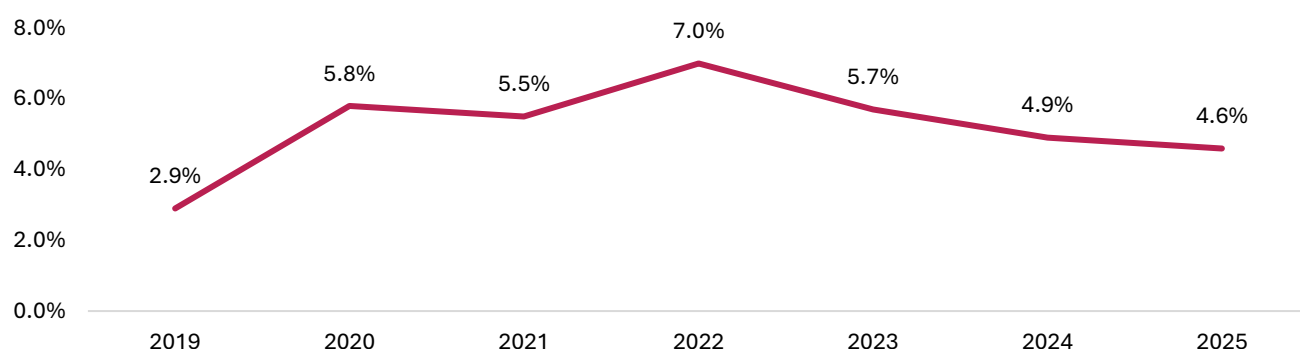
Source: RBI Handbook of Statistics on Indian Economy- 2024-25, All years are Fiscal years

## Trends of key macro-economic indicators across India

### Consumer price index

India's average consumer price index (CPI) inflation rate was on the rise reaching 6.7% from 3.4% between fiscals 2019 and 2023. However, it decreased slightly to 5.4% in fiscal 2024 and further to 4.6% in fiscal 2025. This consistent moderation highlights the combined impact of the Reserve Bank of India's calibrated monetary policy and the Government of India's focused interventions to ease supply-side constraints and stabilise prices of essential commodities. The declining trend has helped ease cost-of-living pressures and fostered a more stable environment for economic growth<sup>8</sup>.

### CPI inflation trend



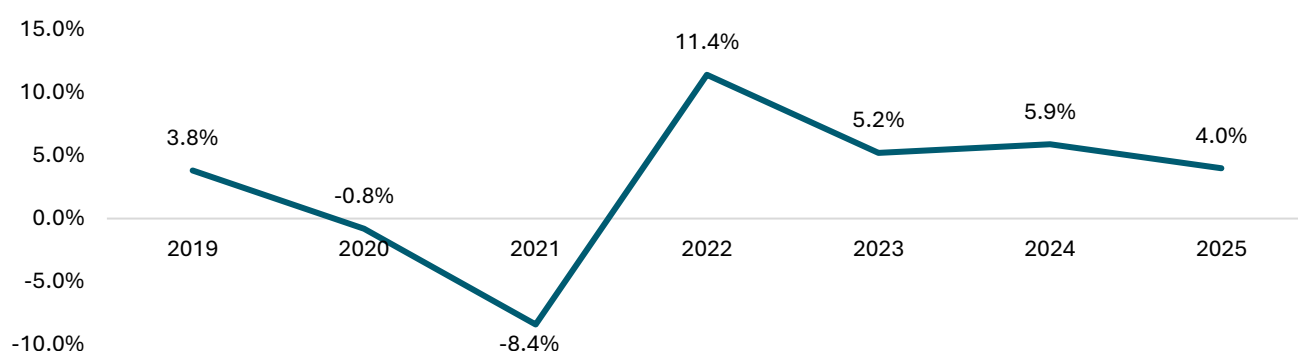
Source: RBI handbook of statistics on the Indian economy 2024-25; All years are Fiscal years

### Index of Industrial Production

The Index of Industrial Production (IIP) averaged 2.2% between Fiscal 2019 and Fiscal 2023 before surging to 4.0% in Fiscal 2025. The uptick was primarily led by a strong pick-up in sectors pertaining to the manufacturing of electrical equipment and basic metals. Further, there was an uptick in the consumer durables sector, which also supported the growth.

<sup>8</sup> Press Information Bureau issued by Ministry of Finance dated 16<sup>th</sup> April 2025.

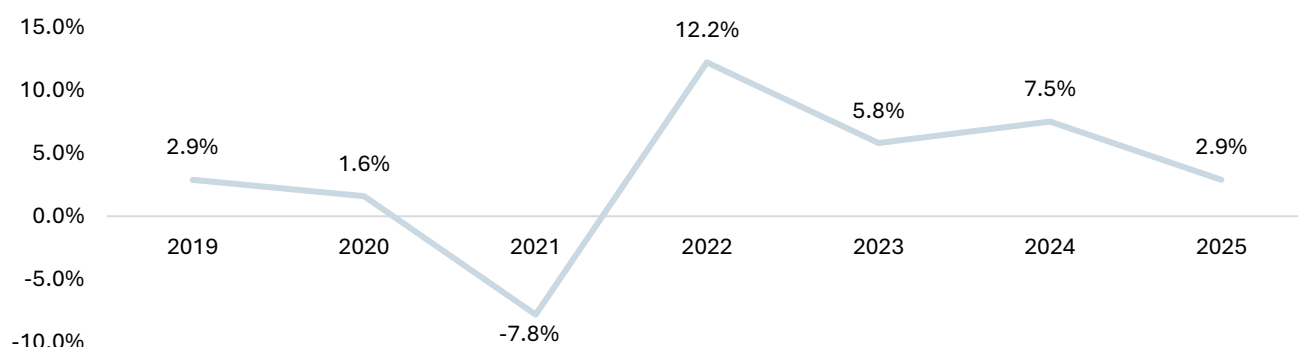
### IIP growth trend for overall industry



Source: RBI handbook of statistics on the Indian economy 2024-25; All years are Fiscal years

The mining industry in the Index of Industrial Production (IIP) has witnessed a notable resurgence since Fiscal year 2021, as it rebounded from the disruptions caused by the COVID-19 pandemic when the overall index fell by about 8.4% and mining sector index fell by 7.8% thereafter achieving a growth of 12.2% in Fiscal 2022 and then gaining further momentum to reach 7.5% in Fiscal 2024. This upward trajectory was largely fueled by a robust increase in the extraction of essential minerals, including coal, iron ore and limestone which saw a significant surge in demand from key sectors such as power, infrastructure, construction, and manufacturing.

### IIP growth trend for mining sector



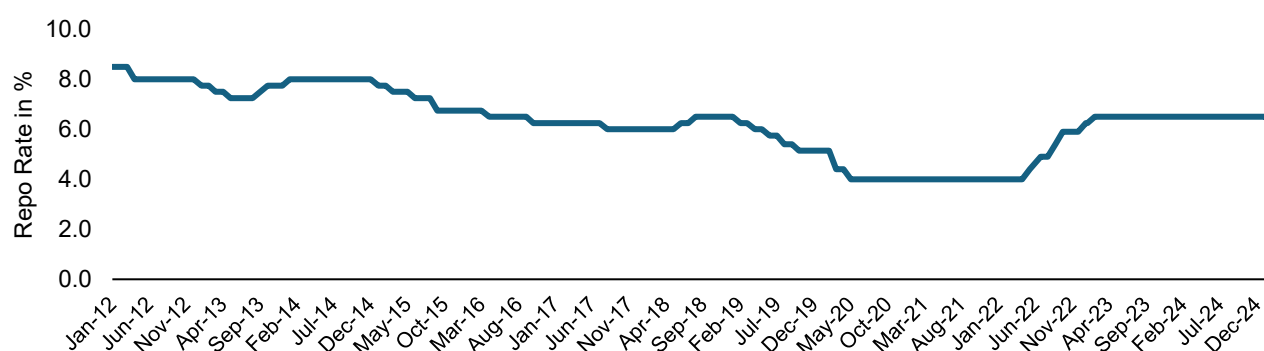
Source: Ministry of Statistics and Programme Implementation (MoSPI), Crisil Intelligence; All years are Fiscal years

### Interest Rates

Interest rates are a crucial component of a country's monetary policy, influencing borrowing costs, inflation, and economic growth. Across the world, interest rates have been trending downward in recent years with many central banks adopting accommodative monetary policies to stimulate economic growth. The United States has a federal funds rate of 4.25%-4.50%, while the European Central Bank has maintained an interest rate of 3.15% to encourage lending and investment.

In India, the Reserve Bank of India (RBI) has been actively managing interest rates to balance economic growth, inflation, and financial stability. As of December 2024, the repo rate was 6.5% thereafter it was reduced to 6.25% in February 2025. In April 2025 the repo rate was further reduced to 6.0%.

## Repo rate in India in %

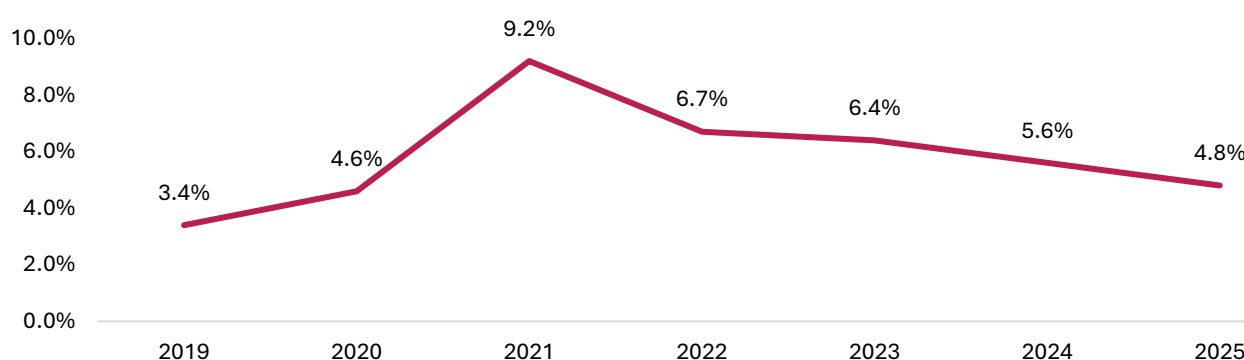


Source: Reserve Bank of India

## Fiscal deficit

A Fiscal deficit occurs when a government's total expenditure exceeds its total revenues, resulting in a shortfall that must be financed through borrowing or other means. Fiscal deficit is generally caused by higher government spending and reduced tax revenues. A large Fiscal deficit can cause excessive borrowing by the government to finance the Fiscal deficit leading to inflation. A persistent Fiscal deficit can lead to a reduction in the government's credit rating, making it more expensive to borrow in the future.

## Fiscal deficit of India as a % of GDP



Source RBI handbook of statistics on the Indian economy 2024-25; all years are Fiscal

Over the past few years, India's Fiscal deficit as a percentage of GDP has exhibited significant fluctuations, with a pre-pandemic level of 3.4% in Fiscal 2019, increasing to 4.6% in Fiscal 2020 and peaking at 9.2% in Fiscal 2021 due to the COVID-19 pandemic. However, the government has since initiated Fiscal consolidation efforts, with the deficit narrowing to 6.7% in Fiscal 2022 and further reducing to 4.7% in Fiscal 2025.

## Overview of other demographic factors in India

### Per capita Electricity Consumption

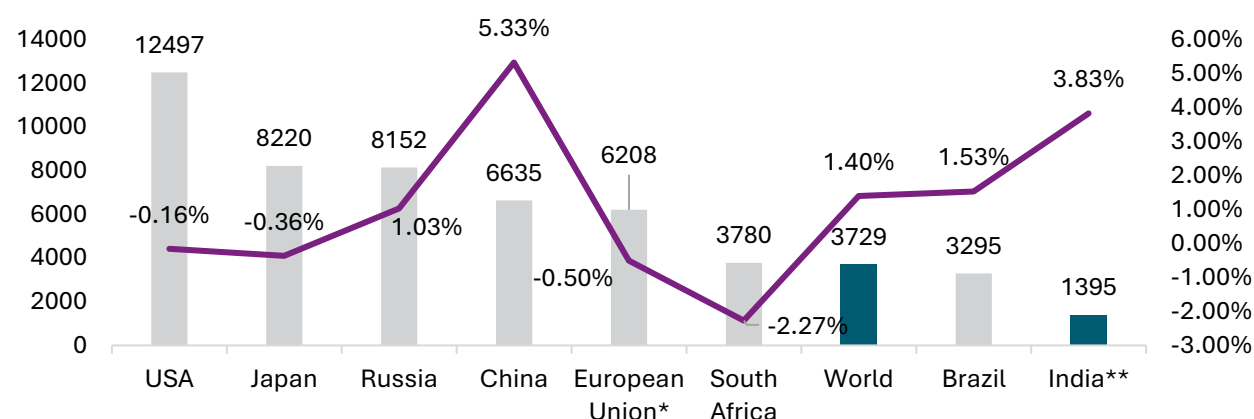
The world's electricity consumption has been steadily increasing over the years, driven by growing populations, urbanization, and industrialization. As of 2023, global electricity consumption stands at approximately 29,925<sup>9</sup> terawatt-hours (TWh). India, being the most populous country in the world, is a significant contributor to global electricity consumption. The country's electricity consumption has been growing at a rapid pace, driven by its expanding economy, increasing industrial activity, and rising household incomes. As of 2023, India's electricity consumption at 1958<sup>10</sup> TWh accounts for approximately 7% of the global total, making it the third-largest electricity consumer in the world, after China (32% of global share) and the United States (15% of global share).

<sup>9</sup> BP (2024) Statistical Review of World Energy

<sup>10</sup> BP (2024) Statistical Review of World Energy

In terms of per capita electricity consumption, India still lags behind many developed countries, with an annual consumption of 1,395<sup>11</sup> kWh per person as of Fiscal 2024 and was 1331<sup>12</sup> kWh per person for Fiscal 2023. However, this figure is expected to increase significantly in the coming years, driven by the government's efforts to electrify all households and promote economic growth. A comparison of electricity consumption patterns across major countries reveals growth potential for India. The United States, for instance, has a per capita electricity consumption of 12,497 kWh, which is almost ten times that of India's. China, on the other hand, has a per capita electricity consumption of 6635 kWh, which is five times that of India. In terms of growth percentage, India's per capita electricity consumption has increased significantly over the past decade, with a rise of 46% i.e., CAGR 3.83% from 2013 to 2023.

#### Per capita electricity consumption in CY2023 in kWh/ person and CAGR (10 year) from 2013 to 2023



Source: BP (2024) Statistical Review of World Energy, Our World in Data, Crisil Intelligence, All India Electricity Statistics (General Review) by Central Electricity Authority, \*European Union data is for 2022, \*\*India's data is for Fiscal 2024, growth rate is the rise in per capita electricity consumption from 2013 to 2023

Between Fiscals 2023 and 2026, India's per capita electricity consumption is expected to grow at approximately 6% CAGR<sup>13</sup>. Per capita electricity consumption is expected to gradually improve in the long term as well, as power demand picks up on the back of improvement in access to electricity, in terms of quality and reliability, rising per capita income, increasing EV penetration, railway electrification, on account of intensive rural electrification, resulting in realization of latent demand from the residential segment, increased penetration of consumer durables.

#### Urbanization

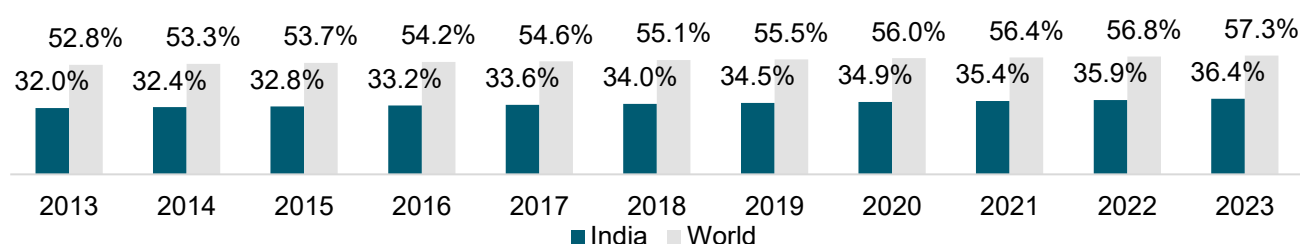
According to World Bank, India is undergoing rapid urbanization, with its towns and cities expected to be home to 400 million people, by 2030. This represents a significant increase from 32% of the total population in 2013, with urban areas projected to contribute almost 70% to GDP. The success of this urban transformation will be crucial in realizing India's ambition of becoming a developed country by 2047, the 100<sup>th</sup> year of independence. To create livable, climate-resilient, and inclusive cities that drive economic growth, it is essential to invest in necessary infrastructure. As of 2024, the urban population of India accounts for 37% of the total population, with 535 million people living in urban areas. This represents a significant increase from 32% in 2013. In comparison to the rest of the world, India's urban population is one of the largest, with only China having a larger urban population at about 923 million people, about 66% of the population.

<sup>11</sup> <https://pib.gov.in/PressReleasePage.aspx?PRID=2089243>

<sup>12</sup> All India Electricity Statistics (General Review) by Central Electricity Authority

<sup>13</sup> International Energy Agency

## Share of urban population of India and the World from 2013 to 2024



Source: World Bank Group, all years are calendar year

## Outlook on global GDP from 2023 to 2025

The ongoing US-led tariff actions are causing global trade and growth concerns, leading to uncertainty and financial market volatility. The ongoing trade war between the US and China has taken a dramatic turn, with the US announcing a 145% tax on imports, surpassing the initially stated 125% rate. China has retaliated against the US with tariffs, imposing a 125% tariff on US products, in a significant escalation of the trade war between the two countries. This move has sparked a strong response from China, which has unveiled countermeasures against the US, leading to a significant downturn in US stocks. The impact of the US government's Fiscal support for its Fiscal deficit and prospects of slower Fed cuts have also elevated 10-year US Treasury yields. Rising yield and interest rate differentials with emerging markets, and the concerns about global growth have heightened the uncertainty and financial market volatility world over.

## Growth drivers for increase in GDP in India

The Indian government's total capital expenditure was at Rs 11.21 trillion<sup>14</sup> in Fiscal 2026. Given the government's capex push (capital expenditure has tripled in past six years, from Rs 3.4 trillion in Fiscal 2020 to Rs 11.21 trillion in Fiscal 2026), India's investment prospects are optimistic. In Fiscal 2026 Government of India has allocated Rs. 11.2<sup>15</sup> trillion, which is a 10% increase from previous Fiscal year 2025 of Rs. 10.2 trillion.

## Manufacturing

Indian real GDP growth has been resilient with 4.5% growth in the manufacturing sector in fiscal 2025 with the sector's GVA growing from Rs 28.3 trillion in fiscal 2024 to Rs 29.5 trillion in fiscal 2025. The manufacturing sector has grown at a CAGR of 5.5% over the past five years, despite numerous disruptions. The main growth drivers in the sector have been chemicals, wood goods and furniture, transportation equipment, medicines, machinery and equipment. Initiatives such as the Production Linked Incentive (PLI) scheme play a pivotal role in promoting domestic manufacturing across various sectors, thereby stimulating industrial production and exports, and thereby increasing the sector's contribution to the economy.

## Infrastructure

In recent years, the funding of large-scale infrastructure projects has been aided by buoyant public sector investment. Between Fiscal 2014 and Fiscal 2025, the average daily speed of national highway construction grew nearly three times, from 11.7 km to approximately 34 km. In the past five years, capital spending on railroads has surged 77%, primarily due to large investments in new-line construction, gauge conversion and doubling. India's airport infrastructure has shown significant growth over a decade, highlighting the increase from 74 airports in 2015 to 159 in 2025<sup>16</sup>.

India rose from 54 in 2014 to 38 in 2023 in the World Bank *Logistics Performance Index*. Between 2014 and 2023, India's clean energy sector received Rs 8.5 trillion<sup>17</sup> in new investments. The *National Monetization Pipeline* included assets with a monetization potential of Rs 6 trillion during the four-year period from fiscal 2022 to 2025 against which Rs 5.3 trillion was achieved. The government has embarked on an ambitious infrastructure development program, the National Infrastructure Pipeline (NIP), with a forward-thinking

<sup>14</sup> India Budget, Government of India

<sup>15</sup> Union Budget Fiscal 2026

<sup>16</sup> Source: Ministry of Finance, notified through Press Information Bureau dated 22<sup>nd</sup> July 2024

<sup>17</sup> Ministry of Finance, notified through Press Information Bureau dated 22<sup>nd</sup> July 2024

approach, aiming to invest approximately Rs 111 lakh crore between fiscal 2020-25 to establish world-class infrastructure across the country. Key initiatives, such as the Bharatmala Pariyojana, Sagarmala Programme, Smart Cities Mission, and PM Gati Shakti, are transforming India's infrastructure landscape.

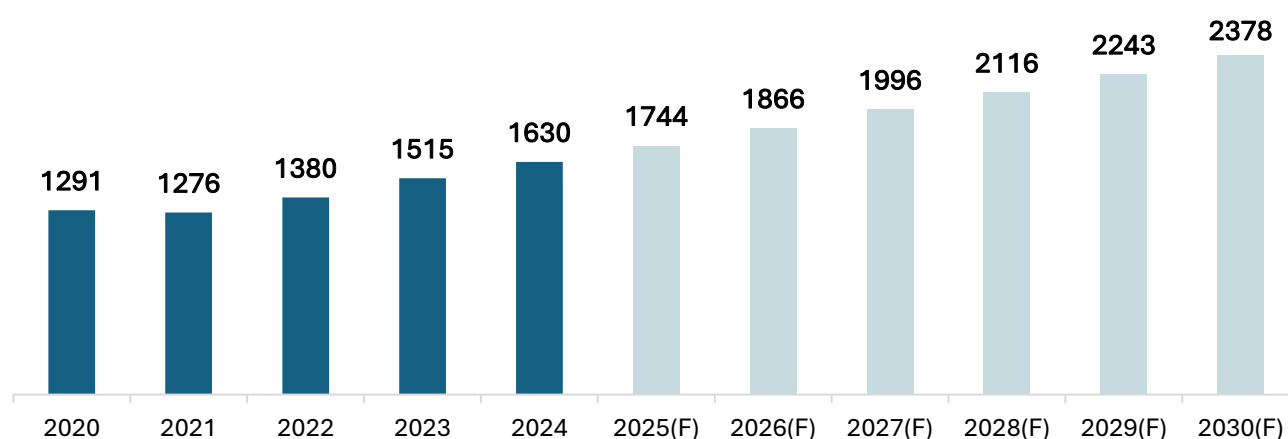
## Services

The services sector's share of the total GVA has increased to 64% (Fiscal 2025), the level observed before the epidemic. As of March 31, 2025, there were 1,850,932 active firms in India. Out of the active companies, 12,20,569 (66%) of businesses operate in the services industry. In 2023, India ranked seventh globally, representing a 4.3% share in the global services export. About 73% of India's services exports were made up of business and computer services, which increased 9.6% on-year in fiscal 2024. India's percentage of the world's exports of digitally delivered services climbed from 4.4% in 2019 to 6.0% in 2023. In 2024, the tourism industry saw over 20.57 million international tourist arrivals, indicating a 8.9% on-year rise from 18.89 million in 2023. With a 4% drop on-year, 0.46 million residential real estate units were sold in the top seven cities in India. After the enactment of the Real Estate Regulatory Authority, India ranked 31st out of 89 countries in the Global Real Estate Transparency Index in 2024.

## Energy requirements and availability of India

India's energy demand is rapidly growing, driven by economic expansion and population growth. The demand in Fiscal 2024 is expected to be 16,29,670 MU at a CAGR of 6.0% from Fiscal 2020 to Fiscal 2024, driven by continued economic growth. The demand is expected to continue growing at an accelerated rate, reaching 23,77,763 MU by 2030, with a CAGR of 6.4% from Fiscal 2025 to Fiscal 2030. The analysis of India's electricity demand from 2020 to 2030 shows a steady increase in demand, with an accelerating growth rate in the later years. The peak demand is the highest amount of electricity demanded by the grid at a given time which has been increasing steadily over the years, with a CAGR of around 6.9% from Fiscal 2020 to Fiscal 2024. The peak demand in Fiscal 2020 was 1,83,804 MW, with a slight shortfall of 1,271 MW. The peak demand in Fiscal 2021 was 1,90,198 MW, with a shortfall of 803 MW. The peak demand in Fiscal 2022 was 2,03,014 MW, with a shortfall of 2,475 MW. The peak demand in Fiscal 2023 was 2,15,888 MW, with a shortfall of 8,657 MW. The increasing peak demand highlights the need for additional power generation capacity to meet the growing demand.

### India's electricity demand in Billion Units



Source: Central Electricity Authority- Annual Report of various years, Crisil Intelligence; All years are Fiscal years, F: Forecast

### Peak Power Demand in India in MW

Fiscal Year	Peak Demand (MW)	Peak Demand (MW)	Demand not Met	
			MW	%
2020	1,83,804	1,82,533	1,271	0.7
2021	1,90,198	1,89,395	802	0.4

Fiscal Year	Peak Demand (MW)	Peak Demand (MW)	Demand not Met	
			MW	%
2022	2,03,014	2,00,539	2,475	1.2
2023	2,15,888	2,07,231	8,657	4.0
2024	2,40,174	2,39,978	196	0.1

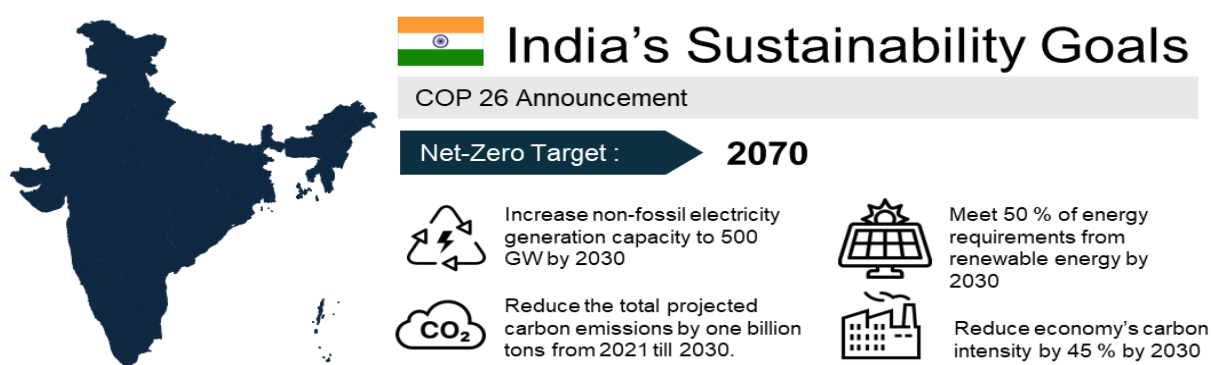
Source: Central Electricity Authority- Executive summary of various months

## Outlook on Carbon Emission Reduction

As the world transitions towards a low-carbon economy, India's mining industry is poised to undergo a significant metamorphosis driven by the country's ambitious climate goals, mounting global pressure to adopt sustainable practices and the economic imperative to optimize energy consumption. The Indian government is committed to attain carbon neutrality by 2070.

## India's Sustainability Targets

### India's COP26 Targets



Source: Crisil Intelligence

India has been an active participant in global climate action initiatives, significantly contributing to international efforts under the United Nations Framework Convention on Climate Change (UNFCCC).

## Emissions in the Power Sector

Coal is the largest source of carbon emissions from fossil fuels, accounting for approximately 41% of global CO<sub>2</sub> emissions<sup>18</sup>. The countries with the highest carbon emissions from coal in 2023<sup>19</sup> are 55.5% China (8,550 million tons CO<sub>2</sub>), 13.2% India (2,031 million tons CO<sub>2</sub>), 5.0% United States (776 million tons CO<sub>2</sub>), 2.8% Russia (428 million tons CO<sub>2</sub>), and 2.1% South Africa (330 million tons CO<sub>2</sub>). The carbon emissions from coal in these countries are primarily due to the use of coal for electricity generation, industrial processes, and heating. The emissions from coal are not only a major contributor to climate change but also have significant health impacts, particularly in terms of air pollution.

India's National Electricity Plan (NEP) outlines a trajectory where absolute carbon dioxide emissions from electricity generation are projected to increase in the coming years reaching to about 1,100 MMT in Fiscal 2032. This rise is attributed to the growing energy demands of the nation. However, a significant reduction in CO<sub>2</sub> emissions per unit of electricity generated is anticipated, reflecting improvements in generation efficiency and a shift towards cleaner energy sources owing to the ambitious renewable energy goals set by an Indian Government including achieving 50% of the nation's cumulative installed power capacity from renewable sources by 2030<sup>20</sup>.

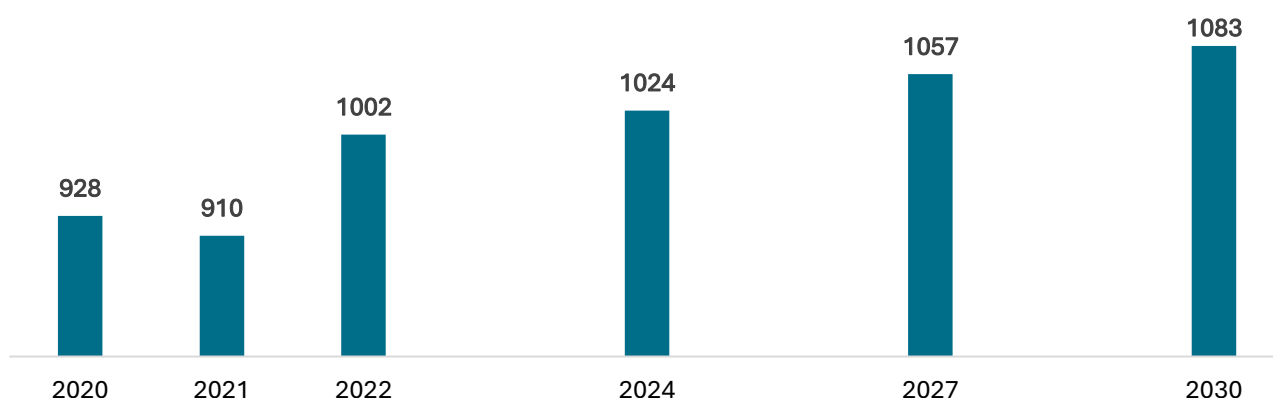
<sup>18</sup> International Energy Agency (IEA)

<sup>19</sup> ourworldindata.org

<sup>20</sup> As per NDC submitted to UNFCCC in August 2022 as highlighted in PIB 13<sup>th</sup> November 2024



### Total Projected CO<sub>2</sub> Emissions (MT) from the power sector

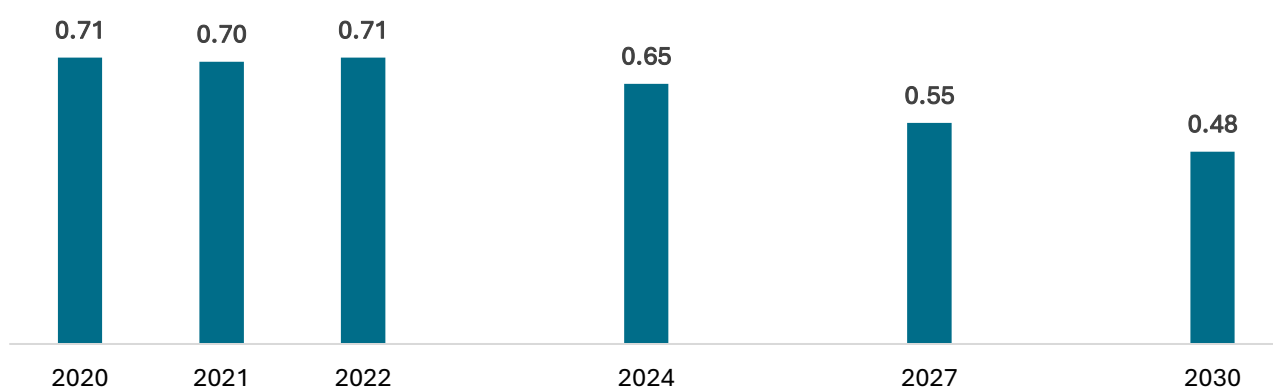


Source: National Electricity Plan 2022-32 by Central Electricity Authority, 2024 and 2030 numbers are interpolated, All years are Fiscal years

According to NEP the share of non-fossil-based installed capacity is projected to increase from approximately 42.5% in April 2023 to 57.4% by Fiscal 2027, and further to 68.4% by Fiscal 2032.

This shift towards renewable energy sources plays a crucial role in decreasing emissions per unit of electricity generated. Ongoing improvements in power generation technologies and the implementation of energy-efficient practices contribute to lower emissions per kWh. The integration of cleaner technologies, such as supercritical and ultra-supercritical coal-fired power plants, enhances the efficiency of coal usage, thereby reducing emissions intensity, which is expected to reach to 0.42 kg CO<sub>2</sub>/kWh<sub>net</sub> by Fiscal 2032.

### Weighted Average Emission Rate (kgCO<sub>2</sub>/kWh<sub>net</sub>)



Source: National Electricity Plan 2022-32 by Central Electricity Authority, 2024 and 2030 numbers are interpolated, All years are Fiscal years

### Emissions in the Steel Sector

The steel sector in India emitted around 240 million tons of CO<sub>2</sub> in 2020, which is approximately 12% of the country's total CO<sub>2</sub> emissions. The carbon emissions of the steel sector in India are expected to rise at a CAGR of 6.49% from 240 MMT of CO<sub>2</sub> emission in 2020 to 450 MMT of CO<sub>2</sub> emission in 2030. The carbon footprint of steel is significant, with the production of one ton of steel resulting in around 1.8-2.2 tons of carbon dioxide emissions. The main contributors to the carbon footprint of steel are through the DRI-EIF route of steel making in India, while the scrap based EAF has the lowest emission intensity.

### Emission Intensity by Route-India (Fiscal 2024)

S. No.	Process Route	CO <sub>2</sub> Emission Intensity(tCO <sub>2</sub> /tcs)
1	Coal based DRI-EIF	2.70-3.10
2	SynGas DRI-EAF	2.50-2.90

S. No.	Process Route	CO2 Emission Intensity(tCO2/tcs)
3	BF-BOF	2.20-2.60
4	Natural Gas based DRI-EAF	1.40-1.60
5	100% scrap-based EAF	0.55-0.65
Average emission intensity in India		2.54

*DRI- Direct Reduced Iron, EIF- Electrical Induction Furnace, EAF- Electric Arc Furnace, BF- Blast Furnace, BOF- Basic Oxygen Furnace*

*Source: Ministry of Steel*

The coal sector must balance economic imperatives with sustainability. While India's immediate energy security needs justify continued coal reliance, integrating technological advancements and policy-driven incentives can create a structured transition towards lower emissions without undermining industrial competitiveness. Addressing emissions is not about eliminating coal but about making its usage more efficient and environmentally responsible.

India plays a significant role in the global economy, driven by its diverse industrial base, growing consumer market, and strategic geopolitical position. As one of the fastest-growing major economies expecting a strong real growth of 6-7% in this decade, India's contribution to global GDP continues to rise. The mining sector remains crucial, contributing approximately 20% to India's GDP. Mining plays a vital role in India's economy, providing raw materials for various industries such as power, steel, cement, and infrastructure.

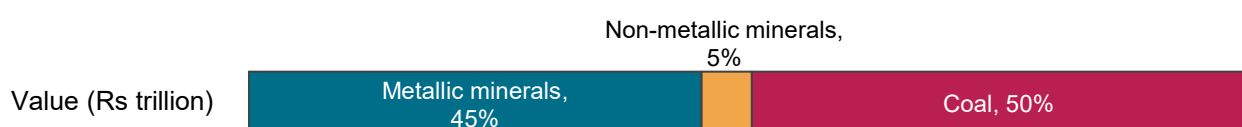
## Indian Coal Mining Industry Overview

### Minerals at the Core

#### Coal, Iron Ore, and Limestone in India's Power and Infrastructure Sectors

The main minerals mined in India are coal, iron ore, and limestone, which are intricately linked to the country's power, steel, and cement industries. Coal, the primary source of fuel for India's thermal power plants, accounts for over 75% of the country's electricity generation.<sup>21</sup> The power sector, which is heavily reliant on coal, is also closely tied to the steel and cement industries, as electricity is a critical input for the production of steel and cement.

#### Value in Rs trillion of minerals in India distribution



*Source: Ministry of Mines, Government of India, total value of mineral production is Rs 2.83 trillion for Fiscal 2025*

Coal and iron ore are the bedrock of India's mineral wealth, playing a critical role in driving the nation's industrial and economic progress. These minerals not only fuel the country's energy needs but also support the backbone of its manufacturing sector, particularly in steel production.

The value of minerals mined in India is approximately evenly split between the coal and non-coal minerals. Coal is undeniably the most crucial mineral for India, accounting for approximately 50%<sup>22</sup> of the total value of minerals mined in the country in Fiscal 2025. Given India's large population (largest country by population in

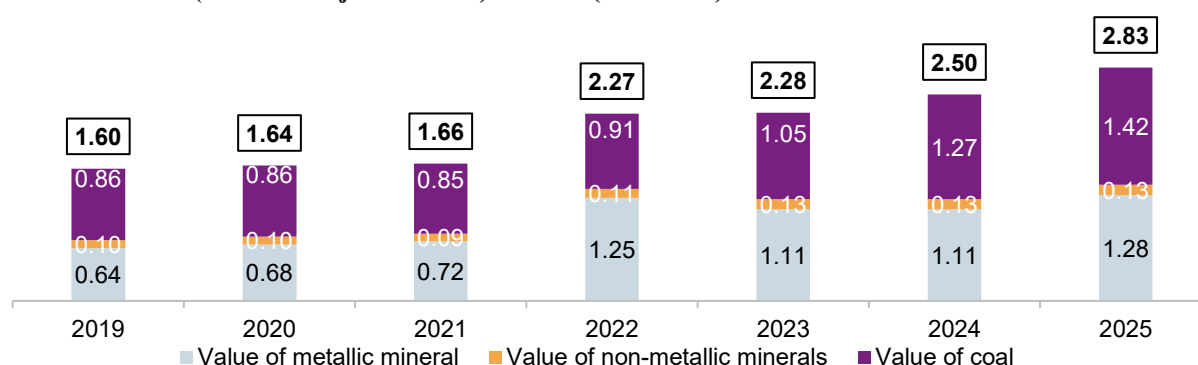
<sup>21</sup> Central Electricity Authority (General Review)

<sup>22</sup> Ministry of Mines, Government of India, total Value of Mineral production

the world with approximately 1.44 billion people in 2024 according to IMF estimates) and rapidly growing economy (6.4% real GDP growth rate expected from CY2025 to CY2030, according to the IMF<sup>23</sup>), the demand for energy is ever-increasing, making thermal coal indispensable for ensuring energy security. The importance of coal is further underscored by its widespread use in various industries<sup>24</sup>, from cement to chemicals, contributing significantly to India's industrial output.

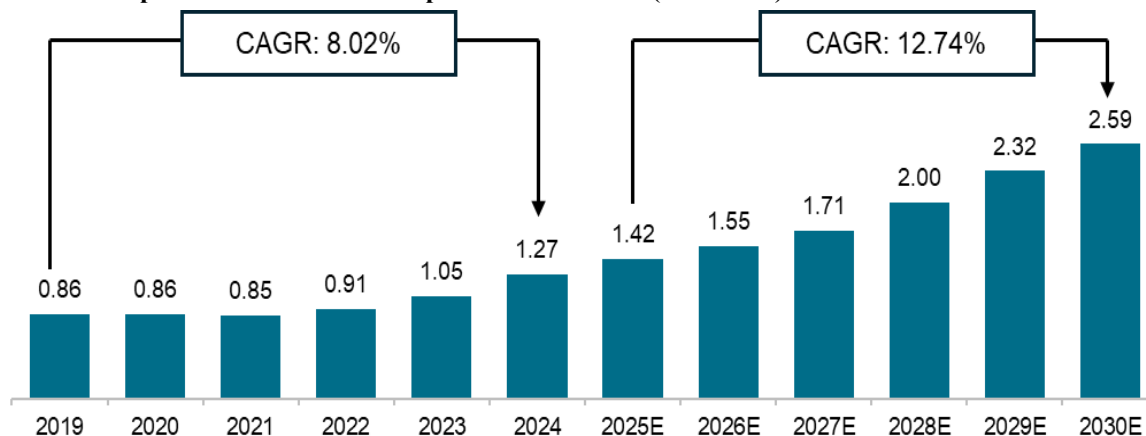
Besides coal, metallic minerals contribute to the country's mineral wealth significantly, at approximately 45%<sup>25</sup> of the value of minerals mined in Fiscal 2025. Iron ore, contributing approximately 34% to the total value of minerals mined in India, is another essential mineral that underpins India's economic framework. Approximately 76%<sup>26</sup> of the value generated by metallic minerals in India comes from iron ore, reflecting its importance. With India being the second largest producers of steel globally, the demand for high-quality iron ore is ever-growing. Given that the mining industry contributes approximately 2.1% to India's GVA, coal (50%) and iron ore (34%) contribute about 84% of the mining GVA.

#### Value of minerals (coal and major minerals) in India (Rs trillion)



Source: Ministry of Mines and Crisil Intelligence, total value Rs approximately 2.83 trillion in Fiscal 2025; All years are Fiscal years

#### Value of coal produced in India and expected future value (Rs trillion)



Source: Ministry of Mines, Crisil Intelligence analysis assuming growth rate of 7.0% in coal supply growth; All years are Fiscal years, E: Estimates

#### Mining policies and regulations

India's mining sector is a cornerstone of its economic strategy, playing a crucial role in ensuring security of energy and the critical mineral resources necessary for industrial growth. The country recognizes the importance of its vast mineral reserves in providing reliable and affordable energy essential for sustaining economic activities and driving industrialization. Additionally, with the growing geopolitical uncertainties and supply chain disruptions, India is strategically focusing on reducing its dependence of foreign sources for key minerals.

<sup>23</sup> As per International Monetary Fund (IMF)- World Economic Outlook (October 2025)

<sup>24</sup> Mentioned the share of coal demand in various sectors in detail in the coal demand & supply dynamics chapter

<sup>25</sup> Crisil Intelligence

<sup>26</sup> Ministry of Mines

By developing and safeguarding its domestic mineral resources, India aims to protect key industries, such as electronics, renewable energy and defense, from the vulnerabilities arising from global supply fluctuations.

#### **Mines and Minerals (Development and Regulation) Act, 1957**

The *MMDR Act* is the cornerstone of India's mining regulatory framework, governing all aspects of mineral development and regulation. The Act classifies minerals into major (coal being part of First Schedule, Part A of the Act) and minor, with different regulatory frameworks governing each. In 2015, the major amendments of the Act were approved with the introduction of a transparent, competitive bidding process for the allocation of mineral blocks, replacing the earlier first-come, first-serve system. In addition, the amendments made in post 2015 aimed to streamline the auction process, reduce bureaucratic delays and increase penalties for illegal mining activities.

#### **National Mineral Policy, 2019**

The *National Mineral Policy (NMP) 2019* was introduced to replace the policy of 2008, reflecting changes in the scenario of India's mineral resources. NMP is a comprehensive framework established by the government to guide the development and regulation of India's mineral resources. The policy aims to ensure the sustainable and efficient utilization of mineral resources. It promotes the adoption of modern technologies and practices that minimize environmental degradation, reduce waste and enhance resource efficiency. The policy advocates transparent and accountable governance in the mining sector and aims to attract both domestic and foreign investments in the exploration and mining sectors. The policy promotes value addition and mineral beneficiation within India, aiming to reduce the export of raw mineral and increase the export of value-added products.

#### **Mineral Conservation and Development Rules, 2017**

The Mineral Conservation and Development Rules, 2017, were established under the MMDR Act to ensure the systematic and scientific exploitation of minerals. The rules aim to conserve minerals and ensure their proper utilization, with a focus on minimizing wastage and ensuring environmentally responsible mining practices. It provides guidelines for the sustainable development of mines, including proper closure plans, restoration of mined areas and measures to mitigate environmental impact. It also consists of regulations for the health and safety of workers.

#### **Minerals (Other than Atomic and Hydro Carbons Energy Minerals) Concession Rules, 2016 (MCR)**

The "Minerals (Other than Atomic and Hydro Carbons Energy Minerals) Concession Rules" govern the regulation of mineral concessions in India, excluding those related to atomic and energy minerals. MCR 2016 is a law framed under the Mines and Minerals (Development and Regulation) Act, 1957 (MMDR Act). These rules replaced the older MCR 1960, aligning the mineral concession system with the 2015 MMDR Amendment, which introduced auction-based allocation of mining rights

#### **Mineral Auction Rules, 2015**

The Mineral (Auction) Rules, 2015 and subsequent amendments, primarily focus on establishing a fair and transparent bidding process for mineral blocks. These rules govern how mining leases (MLs) and composite licenses (CLs) are offered via auctions. They provide a transparent, fair and competitive bidding process for granting ML and CL. The Mineral Auction Rules define the auction parameters, including reserve price, bid parameter, auction process, eligibility criteria, payment terms, penalties for default, etc. to ensure transparent and competitive allocation of mineral blocks.

#### **Mines & Minerals (Contribution to District Mineral Foundation) Rules, 2015**

The District Mineral Fund (DMF) is a non-profit body that works to benefit the people and areas impacted by mining, funded by contributions from mining concession holders. Section 9B of the MMDR Act empowers State Governments to establish DMFs in districts affected by mining activities. According to the Mines & Minerals (Contribution to District Mineral Foundation) Rules, 2015, mining lease holder must pay an additional amount to the District Mineral Foundation (DMF) of the district where they operate, in addition to the royalty.

#### **National Steel Policy, 2017**

The National Steel Policy, 2017, formulated by the Ministry of Steel, aims to enhance the growth and sustainability of the Indian steel industry. It seeks to boost domestic steel production, reduce reliance on imports, and establish India as a global steel powerhouse. The policy aims to make India self-reliant in steel production by enhancing capacity to 300 MT and increasing per capita consumption to 160 kg by 2030-31.

Recommendations by Inter-Ministerial Committee:

Ministry of Coal, Govt. of India has assessed the sector-wise demand of coking coal and non-coking coal in the country by Fiscal 2030 and likewise prepared coal logistic plan for effective and efficient evacuation of coal. Taking all these into consideration and to substitute the imports of coal the committee has come to the following recommendations for reducing coking coal imports:

- i. Utilization of raw coking coal production by steel sector
- ii. Adoption of Stamp-Charging Technology for steel making
- iii. Enhancing Washing Capacity in the country
- iv. Monetization of Old Washeries
- v. Low ash thermal coal as PCI (Pulverized Coal injection) in Blast Furnace
- vi. Enhancing Coal gasification based Direct reduced Iron (DRI)

#### **Abandoned coal block auction policy<sup>27</sup>**

To promote an optimum utilization of coal resources in the national interest, the Government is eager to include the private sector in operating closed/abandoned/discontinued mines through a mechanism that would benefit both the government and the private sector.

#### **Environmental regulations**

Environmental regulations play a critical role in ensuring responsible mineral extraction. *The Environment Protection Act, 1986, the Forest Conservation Act, 1980, and the Wildlife Protection Act, 1972* are key legislative frameworks that govern environmental aspects of mining. These laws mandate environmental impact assessments (EIA) for major mining projects, clearances for mining in forested areas and stringent measures to protect wildlife habitats.

#### **Taxation on minerals**

##### **Royalty**

As per Section 9 of the MMDR Act, the holder of a mining lease granted on or after the commencement of the Act has to pay royalty on any mineral removed or consumed by him or by his agent, manager, employee, contractor or sub-lessee from the leased area at the rate specified for that mineral in the *Second Schedule* of the Act.

##### **District Mineral Fund**

The District Mineral Foundation (DMF) was established as per Section 9B of the MMDR Act, to ensure that the benefits of mining extend to communities affected by these activities. Funded by contributions from mining leaseholders, the DMF focuses on the welfare of people in mining-affected areas, particularly in the fields of health, education, and infrastructure development.

##### **National Mineral Exploration Trust Rules, 2015**

The *National Mineral Exploration Trust Rules, 2015*, were established as per Section 9C of the MMDR Act to support mineral exploration activities in India, particularly for minerals that are crucial for national development but are under-explored. Mining companies are mandated to contribute 2% of the applicable royalty in the NMET fund.

##### **State Specific Taxes**

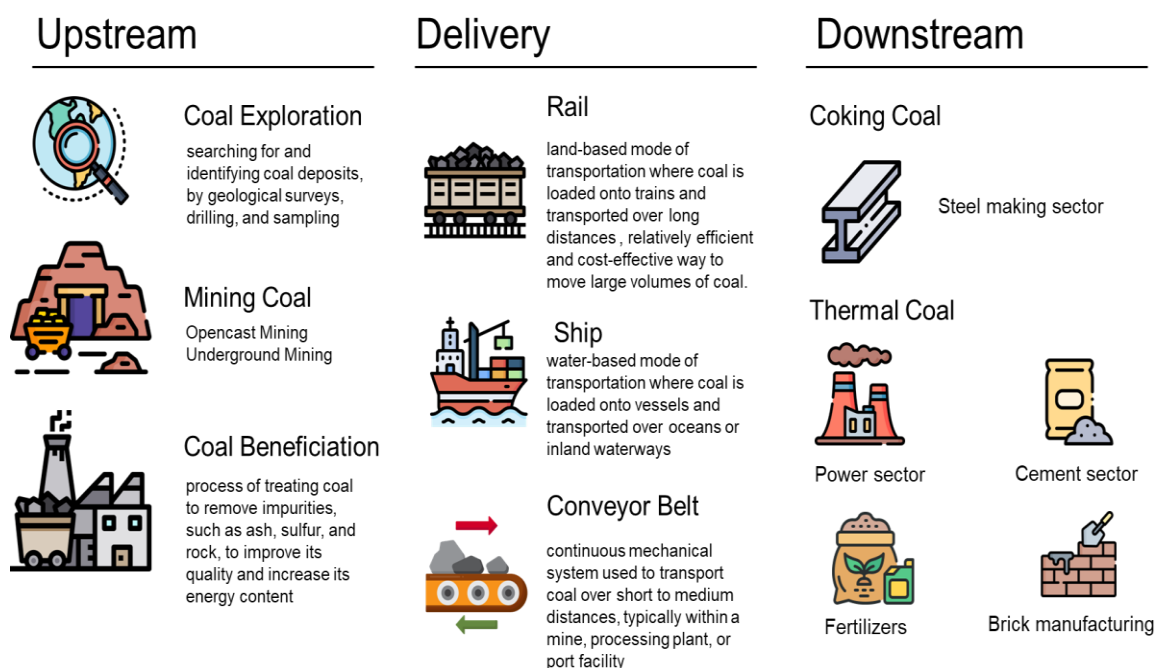
In addition to the statutory taxes such as GST and GST compensation cess, there are specific charges which are levied by states which impact on the overall price of coal. Some of the key states which levy such taxes include Chhattisgarh, Madhya Pradesh, Jharkhand, and West Bengal.

#### **Overview of the structure of Indian coal industry and major business drivers of coal industry (with specific focus on coking coal)**

---

<sup>27</sup> <https://coal.nic.in/sites/default/files/2022-02/17-02-2022.pdf>

## Coal's value chain



Source: Crisil Intelligence

### Types of coal

Coal has been a cornerstone of human civilization for centuries. At its core, coal is a combustible black or brownish-black sedimentary rock that is composed of a high amount of carbon and hydrocarbons. Its unique properties make it an ideal source of energy, and it has been used for a variety of purposes, including electricity generation, industrial processes and domestic heating. On the basis of degree of coalification, there are five main types coal namely, anthracite, bituminous, subbituminous, lignite and peat. Further, coal is broadly categorized under coking coal and non-coking coal.

#### Coking Coal

Coking coal, also known as metallurgical coal possesses unique property of forming coke when heated in the absence of air at a temperature of 1030- 1060°C. Coke is a hard, porous substance essential for the blast furnace process in steelmaking. This characteristic distinguishes coking coal from non-coking coal, which lacks the ability to form coke and is primarily used for energy generation. According to the Ministry of Coal, the classification of coking coal is based on ash content<sup>28</sup>.

#### Non-coking Coal

Thermal coal, also known as non-coking coal is primarily used for power generation and industrial applications where heat is needed. It is classified based on its energy content, ash content, sulfur content, and moisture content. In India thermal coal is classified as follows.

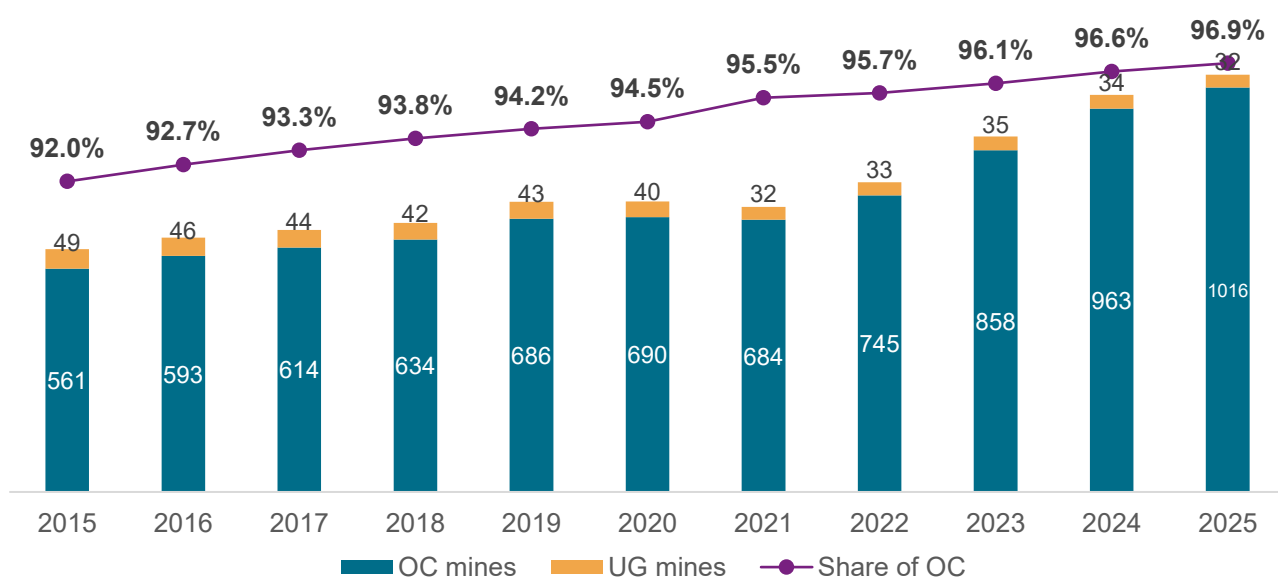
The gross calorific value (GCV) is the most critical parameter for thermal coal classification. It determines how much energy is released during combustion. Higher GCV values indicate better-quality coal for power generation. The ash content of thermal coal is a crucial parameter as it impacts the efficiency of the combustion process. Lower ash content is preferred as it results in less slag formation and higher efficiency. Coal with high moisture content has a lower effective energy yield.

#### Coal mining

Broadly, coal mining is classified into Open-Cast (OC) Mining and Underground (UG) Mining, each with distinct methodologies, advantages, and challenges. In India coal is mined using both UG and OC methods. However, the majority of the coal extracted in India is through the OC method.

<sup>28</sup> Coal Directory

### Share of coal production in OC and UG mines in India in MMT



Source: Coal Directory Fiscal 2024-25, all years are Fiscal years

The share of coal extracted from OC mines has increased over the years due to less mining cost and greater recovery. Since 2020, the total coal production has grown significantly, with the OC mining method dominating the industry. In Fiscal 2025, the production of coal in India has been largely from OC mines i.e., 1016 MMT, and 32 MMT from UG mines. The trend is expected to continue, with OC mining remaining the preferred method of coal extraction in India. Coal mined from UG mines has declined consistently from 49 MMT in Fiscal 2015 to 32 MMT in Fiscal 2025 owing to expensive mining cost and operational complexities.

#### Opencast Coal Mining

Open cast coal mining is the dominant method of coal extraction in India, accounting for around 96.6% of the country's total coal production. This method involves removing soil and rock to expose coal seams, which are then extracted using heavy machinery and transported to power plants or other industries. Open cast mining is generally more cost-effective and safer than underground mining, and India's major open cast coal mines are located in the states of Madhya Pradesh, Chhattisgarh, and Odisha. The largest open cast coal mine in India is the Gevra mine in Chhattisgarh, which has a capacity of over 80 MMT of coal per year.

#### Underground Coal Mining

Underground coal mining is the traditional method of coal extraction in India, accounting for around 3.4% of the country's total coal production. This method involves digging tunnels and shafts to access coal seams, which are then extracted using conventional or mechanized methods. Underground mining is typically used for deeper coal deposits, and India's major underground coal mines are located in the states of Jharkhand, West Bengal, and Chhattisgarh. However, underground mining is often hampered by geological challenges, safety concerns, and high production costs.

Although UG mining dominates global coal production, in India, only a small percentage of coal is extracted through this method. The majority of UG coal production in India uses the Board and Pillar's method, which involves creating pillars to support the roof while extracting coal. However, this method has a low coal recovery rate and is more suitable for shallow coal seams. The Longwall mining method, which uses advanced machinery, has a higher coal recovery rate but is not widely used in India due to its high cost and the small size of most UG mines. As a result, UG mining productivity in India is low, and production has been decreasing over the years.

#### Coal reserves and resources

As of 2023, the world's coal reserves are estimated to be 1,165.9 Billion MT<sup>29</sup>, with most of these reserves located in the Asia-Pacific region. The top 5 countries with largest coal reserve include, USA, Russia, China, Australia and India, with all of them together contributing about 72% of the global coal reserves. As of April 1st, 2024, the geological resource of Indian coal have been estimated to be 389.42<sup>30</sup> billion metric tonnes (BMT)

<sup>29</sup> US Energy Information System

<sup>30</sup> Coal Directory of India, 2023-24

at various depths. The breakdown of these reserves by depth is as follows: 0-300 meters: 206.28 BMT (53%), 300-600 meters: 127.63 BMT (33%), 0- 600 meters: 15.41 BMT (4%) & 600-1200 meters: 40.10 BMT (10%). The coal resources in India are predominantly concentrated within 4 states such as Odisha, Jharkhand, Chhattisgarh and West Bengal, has been the backbone of India's coal production, which is home to approximately 80% of the country's total coal resources.

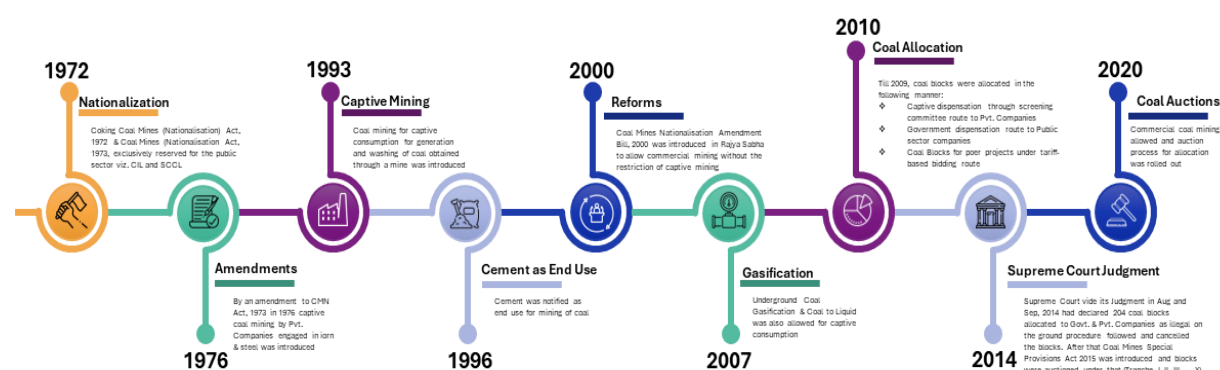
#### Total coal resource across India in Billion Metric Tonnes as on 1<sup>st</sup> April 2024

State	Resource (BT)	Resource (%)
Odisha	99.2	25%
Jharkhand	91.8	24%
Chhattisgarh	82.7	21%
West Bengal	34.0	9%
Madhya Pradesh	32.8	8%
Telangana	23.2	6%
Maharashtra	13.4	3%
Others	12.4	3%
India Total	389.4	100%

Source: Coal Directory 2023- 24

#### Analysis of regulatory frameworks and policies governing coal sector

##### Coal sector: From nationalisation to commercialisation



Source: Crisil Intelligence

Participation in coal block auctions was no longer limited to captive users but open to any player, including international ones for mining and selling coal from India. In August 2020, 100% FDI was allowed, removing the last significant vestige of regulation in the coal mining industry. Recently, existing captive allottees have been allowed to sell up to 50% of their coal production in the open market subject to meeting end use plant requirement. Subsequently, twelve rounds of commercial coal block auctions have been concluded so far, resulting in successful auctions of 134 blocks. The 13<sup>th</sup> and 14<sup>th</sup> round (Tranche XIII & Tranche XIV) were launched with Notice Inviting Tender (NIT) dated August 21, 2025 and October 29, 2025 respectively, and is underway (as of November 2025).



## Key policies influencing the coal market

National Coal Distribution Policy 2007	Guiding policy for sale and distribution of coal in India, introduced Letter of Assurance (LoA)-Fuel Supply Agreement (FSA) regime, sale via nominated agencies and e-auction of coal
CMSP Act 2015	Auctions for allocation of coal block to end-users introduced
Linkage Auction Policy 2016	Policy for allocation of linkages to non-regulated sectors via auctions, prior FSAs are not renewed after the policy
SHAKTI Policy 2017	Policy for allocation of linkages to power plants, objective of fading away of LoA-FSA regime
MMDR Amendment Act 2020	Coal block auctions opened-up to commercial players as well and up to 50% of sale allowed from captive coal blocks

Source: Crisil Intelligence, Ministry of Coal

### Mines Act 1952

The Mines Act of 1952 is a key piece of Indian legislation focused on regulating labor and safety in mines. It aims to protect the health, safety, and well-being of mine workers, and it also establishes the duties and responsibilities of mine owners. The Act covers various aspects, including working hours, leave with wages, employment of women and children, and reporting of accidents and diseases.

### Mineral Concession Rules, 1960 (MCR)

The *Mineral Concession Rules 1960* provide the procedural details for the grant of mineral concessions under the MMDR Act. This law defines the procedures for applying for reconnaissance permits, prospecting licenses and mining leases. It also outlines the rights and responsibilities of concession holders.

### National Coal Distribution Policy (NCDP), 2007

The overarching policy guiding coal distribution and sale in India is the National Coal Distribution Policy (NCDP), 2007 and the various amendments thereof. The NCDP guides the overall framework for allocation of coal linkages to different sectors, distribution to MSME sectors and e-auction schemes to be conducted by CIL subsidiaries. The NCDP seeks to facilitate supply of assured quantities of coal to various categories of consumers at predetermined prices, taking into consideration regulatory regimes governing the end-use sectors. It also envisages an enlarged role for state governments in the supply of coal to a large number of small and medium industries. Under this policy, e-auction sales of coal were re-introduced to encourage the emergence of a proper coal market in the country.

### The CMSP Act, 2015

The Coal Mines (Special Provisions) Act, 2015 brought reforms to the coal sector. The Act introduced a transparent and competitive bidding process for auctioning coal blocks. It also outlined the process for allocating coal blocks to public sector units and ultra-mega power projects. Since its implementation, the government has conducted multiple rounds of coal block auctions and allocations between January 2015 and November 2019.

### Linkage Auction Policy

The MoC vide letter No. 23011/51/2015-CPD (Pt-I) dated February 15, 2016, issued policy guidelines for auction of linkages for the non-regulated sector. It was stipulated that all allocations of linkages/LOAs for the non-regulated sector, viz. cement, steel/sponge iron, aluminum and others [excluding fertilizer (urea sector)], including their CPPs, shall henceforth be auction-based. Also, there will be no renewal of existing FSAs of non-regulated sectors [except FSAs of CPSEs and fertilizer (urea)]. CIL and SCCL have accordingly been conducting

linkage auctions for the non-regulated sector, including for steel, cement and sponge iron, and FSAs are signed with successful bidders by the subsidiary coal companies of CIL and SCCL.

### **SHAKTI Policy**

The Government of India introduced the SHAKTI (Scheme for Harnessing and Allocating Koyla (Coal) Transparently in India) policy in 2017. The policy provided a new system of coal allocation under which power plants were segregated into different categories based on existing power purchase agreements and fuel supply agreements or linkages. The participants under the scheme could participate and source coal for short- and long-term linkages. The overall objective of the scheme was to ensure supply to power plants, minimize risk to the banks exposed to non-performing assets, reduce electricity bills, and decrease imports.

### **Coal Mines Regulations 2017**

The Coal Mines Regulations, 2017 in India are a set of rules that govern the operation of coal mines, focusing on safety, health, and environmental protection. They outline the responsibilities of mine owners, agents, and managers, including safety precautions in mechanized opencast workings and ventilation requirements. The regulations also address various aspects of mine operation, including inspection, training, and the use of approved machinery.

### **Mission Coking Coal, 2021**

The Ministry of Coal has embarked on an ambitious mission "Mission Coking Coal", aimed at enhancing domestic coking coal production to reduce the country's reliance on imports. This initiative is driven by the growing demand for coking coal from the steel sector, which is expected to drive economic growth. The mission seeks to increase domestic raw coking coal production to 140 million tons (MT) by the financial year 2029-30. This mission aligns with broader initiatives like the National Steel Policy 2017, targeting reduced import dependency and securing a steady supply of coking coal through domestic exploration, beneficiation, and infrastructure development.

### **Government policies**

Government policies significantly influence the energy sector, with recent initiatives focusing on reducing import dependency on coal and advancing sustainability.

### **Energy Policies**

While India is making significant strides in renewable energy and green hydrogen, coal remains a critical component of the country's energy mix. To address the challenges and opportunities within the coal sector, the government has introduced several targeted policies. Additionally, the Integrated Coal Logistics Plan for Coal Mines/Blocks, introduced in February 2024, focuses on developing efficient and cost-effective coal logistics. This policy aims to streamline coal evacuation processes and enhance operational efficiency. The Coal Blocks Allocation (Amendment) Rules, 2023 further reflect the government's efforts to optimize the allocation, along with its plan to produce 1.5 BT (1,500 million tonne of coal) and management of coal resources, ensuring a more transparent and efficient process.

### **Coal sales channels in India**

There are four types of coal blocks in India.

**CIL / SCCL blocks** – The majority coal blocks are owned by Coal India Limited (CIL) and Singareni Collieries Company Limited (SCCL). Prior to commercialisation of coal sector in India, all commercial production of coal in the country was routed through CIL/SCCL.

**Captive coal blocks** – A handful of coal blocks are with companies having specific end-uses. These are called captive blocks. These companies use coal for their internal consumption. Prior to 2015, blocks were awarded on a nomination basis for captive use. After CMSP Act 2015 came into force, coal blocks were allocated as captive blocks (for regulated sector and non-regulated sector). Within the auctioned segment, initially (CMSP tranches VIII, IX, X) companies were allowed to sell 25% of coal commercially after meeting their end use requirement.

**Commercial coal blocks** – After the commercialisation of the coal sector in 2020, the government started auctioning coal blocks for commercial production. Till date, the auction process of a total of 134 coal blocks has been completed with an estimated annual peak capacity of approximately 357 MTPA<sup>31</sup>.

**Abandoned mines/ discontinued blocks** – In 2022, CIL started auctioning the discontinued coal mines for re-opening on revenue-sharing basis to bring them back into operation. These are classified here as abandoned/

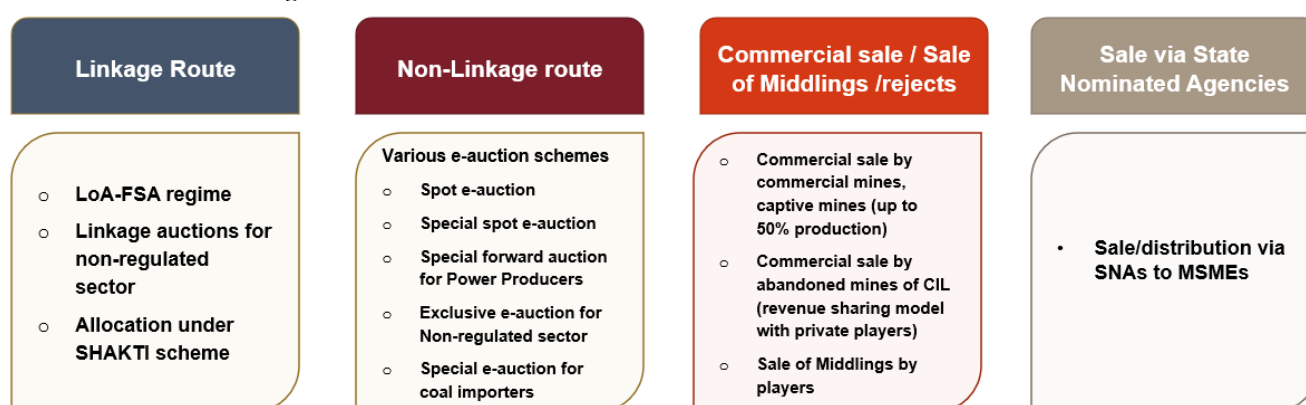
---

<sup>31</sup> As of November 2025

discontinued blocks. By Fiscal 2024, a total of 24 such mines have been awarded so far out of 34 identified mines. In Fiscal 2024, CIL<sup>32</sup> awarded 11 such mines on revenue sharing models to successful bidders with a cumulative peak rated capacity (PRC) of 17.86 MTPA, while the total extractable reserves are estimated at 267.5 MMT. The abandoned blocks offered will be operated by mine operators who will develop and operate the block and sell the coal on behalf of the owner of mine. They will be required to share the final revenue generated from the sale proceeds with the owner of the mine (e.g. CIL and its subsidiaries) as per the coal mining agreement. A total of 6 such Abandoned mines/ discontinued blocks have been successfully auctioned by BCCL having a total Peak Rated Capacity (PRC) of approximately 8.4 MMTPA till Fiscal 2025<sup>33</sup>. 4 mines namely Salanpur AGKC (1.4 MMTPA), PB Project (2.7 MMTPA), Madhuband (1.5 MMTPA) and Kharkharee (1.2 MMTPA) are expected to start coal production by Fiscal 2026, Loyabad (1.3 MMTPA) and Amlabad (0.3 MMTPA) are expected to commence production by Fiscal 2028 and Fiscal 2029 respectively. Further, 4 blocks (Amalgamated Dharmabandh Colliery, Amal. East Bhuggatdih Simlabahal, Lohapatti and Begunia) are under auction process. In India, coal is sold through various channels by CIL/ SCCL, and the price of coal depends on the channel through which it is sold. The existing sales channels can be primarily categorized as follows:

### Classification of coal sales channels

Source: Crisil Intelligence



Existing coal sales channels in the country, mostly linkage routes and non-linkage route, are aligned with the sales and marketing policies and practices of CIL/ SCCL. Under the linkage route, coal is supplied to the central and state power generation companies at the notified prices of CIL/ SCCL, and to non-regulated sectors (NRS) on forward auction basis (linkage auctions). These form bulk of the CIL coal supplies. Besides, there are other sales channels such as spot auctions, special spot e-auctions, special forward auctions for the power sector, exclusive auctions for non-regulated sector (NRS) and for imported coal substitutions (these channels have now been merged into single window channel of selling). Auction terms, premiums and the overall ex-mine price of coal differ from one sales channel to the other. Commercial coal blocks are allowed to sell coal though any mechanism. Captive coal blocks are also allowed to sell up to 50% of their produce in the open market after meeting their end use. Further the abandoned mines are allowed to sell coal through an auction platform only as mentioned in the contract agreement.

### Effect of global events on the coal sector and focus on renewal power

The coal sector has been significantly impacted by global events leading to a decline in its dominance and a shift towards renewable energy sources. Here are some key events and trends that have influenced the coal sector and the growth of renewable energy:

Global events impacting the coal sector:

1. Paris Agreement (2015): The Paris Agreement set a global goal to limit global warming to well below 2°C and pursue efforts to limit it to 1.5°C above pre-industrial levels. This agreement marked a significant shift towards reducing greenhouse gas emissions, which has led to a decline in coal demand.
2. China's energy policy shift (2017): China, the world's largest coal consumer, announced plans to reduce coal consumption and increase renewable energy capacity. This shift has had a significant impact on global coal markets.

<sup>32</sup> Source: Annual Report, CIL 2024

<sup>33</sup> BCCL

3. European Union's climate policies (2019): The EU introduced the European Green Deal, aiming to become carbon neutral by 2050. This has led to a decline in coal-fired power generation and an increase in renewable energy investments.
4. COVID-19 pandemic (2020): The pandemic led to a global economic downturn, resulting in reduced energy demand and a decline in coal prices. This accelerated the transition to renewable energy sources, as governments and companies sought to reduce costs and mitigate climate risks.
5. Russia-Ukraine war (2022): Russia's invasion of Ukraine in February 2022 and the subsequent war continues to have a profound impact on global energy markets leading to imposition of sanctions on Russian producers thereby impacting the Russian coal trade flows, which would have significant implications for the global metallurgical coal market.

Factors influencing growth of renewable energy:

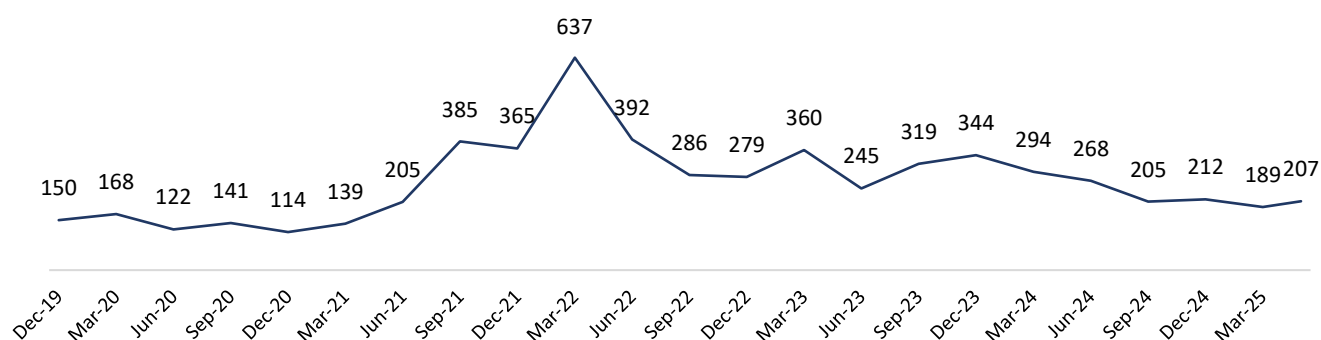
1. Cost competitiveness: The cost of renewable energy technologies, such as solar and wind power, has decreased dramatically, making them more competitive with fossil fuels. Since 2010, the cost of solar photovoltaic electricity has fallen 85%, and the costs of both onshore and offshore wind electricity have been cut by about half. Both of these renewable sources are now cost-competitive with fossil fuel electricity.
2. Government policies and targets: Policy support has been essential for the growth of renewable energy. Renewable energy tax credits and subsidies, feed-in tariffs, and competitive auctions have all helped reduce costs and spur deployment. Government investment in research and development has been essential in promoting innovation in renewable energy. China, Europe and the United States have become leaders in solar and wind through policy support, and worldwide, 165 countries have targets to increase renewable energy. India, in particular, has set ambitious targets through its Panchamrit Goals, which aim to reduce the country's carbon footprint and increase the share of non-fossil fuels in its energy mix.
3. Technological advancements: Improvements in energy storage, smart grids, and other technologies have enhanced the efficiency and reliability of renewable energy systems.
4. Attracts Incentives and Subsidies: The renewable energy sector attracts various incentives and subsidies that make it an attractive option for investors and developers. Incentives include tax credits, grants, and low-interest loans, which help to reduce the upfront costs of renewable energy projects.

The coal sector has been significantly impacted by global events, leading to a decline in its dominance and a shift towards renewable energy sources. As the world transitions to a low-carbon economy, the focus on renewable power will continue to grow, driven by declining costs, increasing investment, and government policies and targets.

### Pricing trends of Coking Coal

The international trade in coking coal is driven by the demand from the steel industry. With global crude steel production rising to 1892 million tonne in 2023 from 1433 million tonne in 2010 at a CAGR of approximately 2%, the demand for coking coal has increased significantly. Asian countries, particularly China, Russia, India, Japan and South Korea, dominate the demand side, accounting for nearly 90% of the international market share. The majority of coking coal is supplied by Australia, United States, Mongolia, Russia and Canada, with almost 90% of the volume being seaborne. The supply of coking coal is dominated by Australia with about half of global exports and the demand of coking coal is dominated by China with about two third of global consumption. The price of coking coal in international trade is often benchmarked against Premium Hard Coking Coal (PCC), a high-quality coal used to produce metallurgical coke.

#### CNF Paradip, Premium HCC, Australia Origin (US\$ per Ton)



Source: BigMint

In late 2021, Coking coal prices soar on supply disruptions and post-pandemic steel demand recovery, while in February 2022, Russian-Ukraine war sparked price surge, triggering panic buying. In 2023, steel mills reduced production due to thin margins, thus reducing coking coal demand.

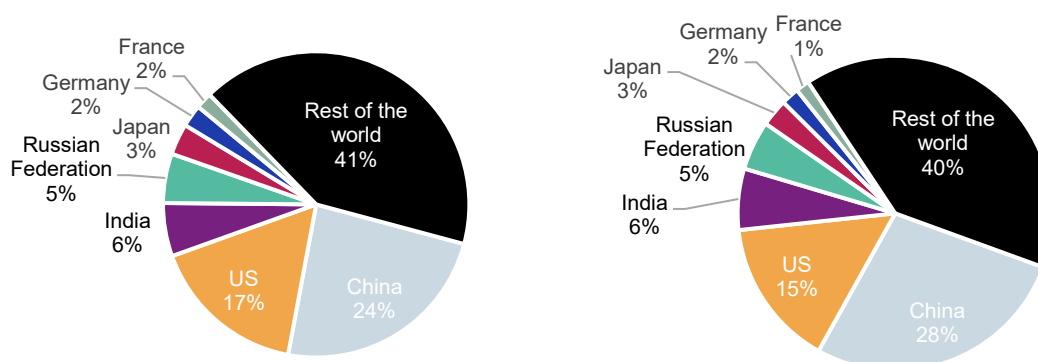
Price Outlook: Coking coal prices are on a correction trajectory as supply-side in Australia to witness some alleviation with mine expansions and new approvals, while demand-side sentiments remain steady with India being the major influencer.

### India's energy requirements

India aspires to be a developed country by 2047, when it celebrates its 100<sup>th</sup> year of Independence. This includes achieving high per capita income with improved living standards, independence from want of basic amenities, eliminating energy poverty, ensuring self-reliance and jobs for the working-age population. A rising population combined with the twin forces of urbanization and industrialization underpins growth in energy demand. Further, driven by the imperatives of self-sufficiency and ensuring resilience to external shocks, India's growth, development and rise in consumption demand may soon be led by manufacturing.

According to estimates by BP (2025) Statistical Review of World Energy, global energy consumption rose at a CAGR of 1.6% between 2010 and 2024 (from 506 exajoule or EJ to 635 EJ). The country-wise share of energy consumption with major economies are as shown below:

### World's energy consumption (EJ) by major countries in CY2018 and CY2024



Source: BP (2024) Statistical Review of World Energy, Crisil Intelligence, CY- Calendar Year

### Coal's dominance in India's energy and power sectors

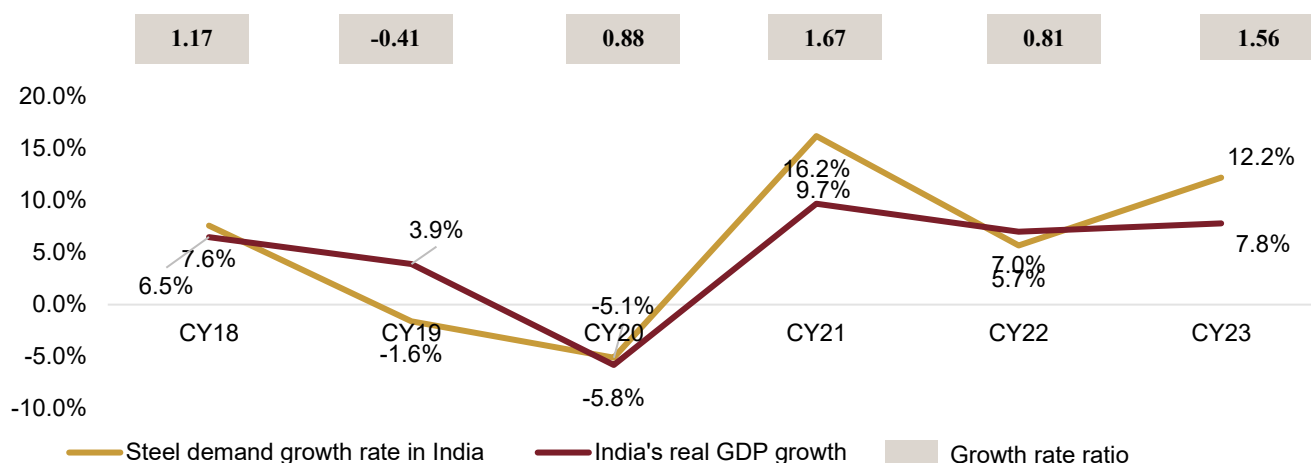
The growth in coal consumption parallels India's economic expansion over the past decade. The increased demand for energy, particularly from coal, highlights the country's industrial and infrastructural growth. As of 2024, India accounted for 14% of global coal consumption, standing as the second-largest consumer after China (which dominates with a 56% share). In terms of absolute figures, India's coal consumption, measured in EJ, has risen significantly. In 2013, India's coal consumption stood at 14.4 EJ. By 2024, this figure escalated to 23.0 EJ, underscoring a substantial increase in energy demand within the country.

### Correlation of Steel sector with GDP growth

The demand growth of steel and GDP growth is highly correlated, with both following a similar trend since 2018<sup>34</sup>. When real GDP growth is high, steel demand growth tends to be high as well. The steel demand growth rate experienced a down cycle from CY19 to CY20, with a decline of -1.6% and -5.1%, respectively, due to the pandemic. The steel demand growth rate has been in an cyclical since CY21, with growth rates of 16.2%, 5.7%, and 12.2% in CY21, CY22, and CY23, respectively.

<sup>34</sup> Note: All years in this section are calendar years unless otherwise mentioned

### Growth in steel demand vs GDP in India



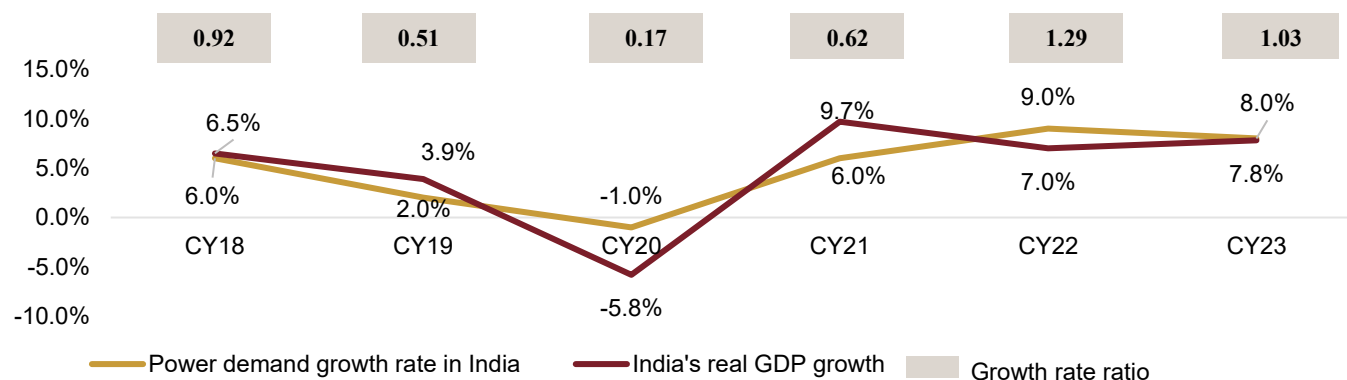
Note: All figures are adjusted to calendar year and the grey boxes represent the ratio of growth rate of India's steel demand and real GDP; the GDP growth rates are from IMF; CY- Calendar Year

Source: Crisil Intelligence, JPC report of various years, IMF

### Correlation of Power with GDP growth

The demand growth of power and GDP growth is highly correlated, with both following a similar trend since 2018<sup>35</sup>. During the pandemic, the demand for power as well as GDP declined till 2021, after which demand for power grew at 9.0% in 2022. In the subsequent year, demand for power grew by 8.0%. The growing multiple of GDP and power in the past four years is a sign of growing power demand with GDP and growing GDP with power demand. The projections of power demand for the future are also high considering growth rates of power in the past two years (year 2022 and 2023).

### Growth in power demand vs GDP in India



Note: All figures are adjusted to calendar year and the grey boxes represent the ratio of growth rate of India's power demand and real GDP; the GDP growth rates are from IMF; CY- Calendar Year

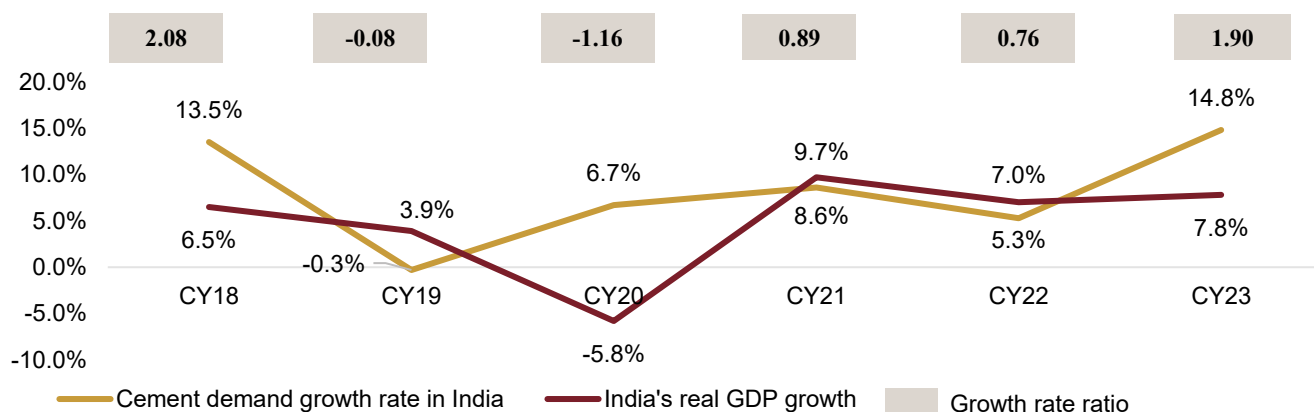
Source: Crisil Intelligence, Ministry of Power, IMF

### Correlation of Cement with GDP growth

The growth of cement demand in India has been loosely tied to the country's GDP growth, with both exhibiting a similar trend over few years. Since 2018, cement demand has followed a pattern of growth, with some fluctuations, mirroring the trajectory of India's real GDP growth. During the pandemic, cement demand declined marginally in 2019 and grew at a slower pace in 2020, before rebounding in 2021 with an 8.6% growth rate. In the subsequent years, cement demand growth has continued to accelerate, with a notable 14.8% growth rate in 2023.

<sup>35</sup> Note: All years in this section are calendar years unless otherwise mentioned

## Growth in cement demand vs GDP in India



*Note: All figures are adjusted to calendar year and the grey boxes represent the ratio of growth rate of India's cement demand and real GDP; the GDP growth rates are from IMF; CY- Calendar Year*

*Source: Crisil Intelligence, IMF*

## Indian coal market overview and assessment

### Coal market structure

India's energy landscape also heavily depends on the fossil fuel, with the country consuming about 13% of the world's coal. Coal-based thermal power plants continue to dominate electricity generation in India, accounting for approximately 73% in Fiscal 2024<sup>36</sup>.

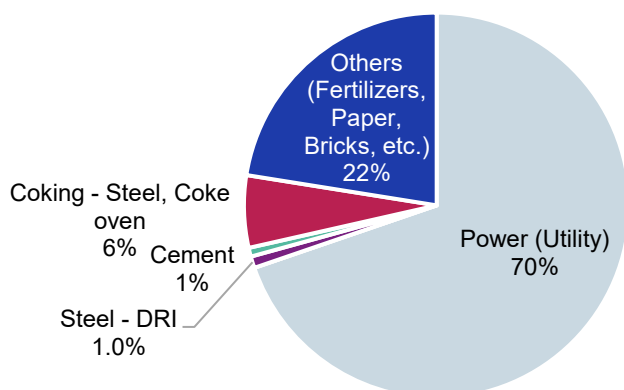
The India coal industry is highly fragmented with a presence of few large players and several medium and small players. CIL (313 operating mines) and Singareni Collieries Company Ltd (SCCL; 40 operating mines) dominates the coal production in the country with production by other captive and commercial players. In Fiscal 2025, the combined coal supply of CIL (74%) and SCCL (7%) accounted for approximately 81% of the total domestic coal supply by volume (CIL- 781 MMT, SCCL- 69 MMT), with the remaining 19% supply (198 MMT) met via captive /other commercial blocks.

The following figure maps key agencies and players involved in the Indian coal market:

### Demand of coal

Coal is a useful source of energy not only for the power sector (utilities and CPPs) but also for others such as steel, direct reduced iron (DRI), sponge, cement and bricks. The power sector comprising power utilities and captive power plants (CPPs) accounted for approximately 70% of coal consumption in Fiscal 2024<sup>37</sup> and, thus, is central to the outlook for coal in the country.

### India's coal demand by end-use sectors Fiscal 2024



<sup>36</sup> As per CEA reports

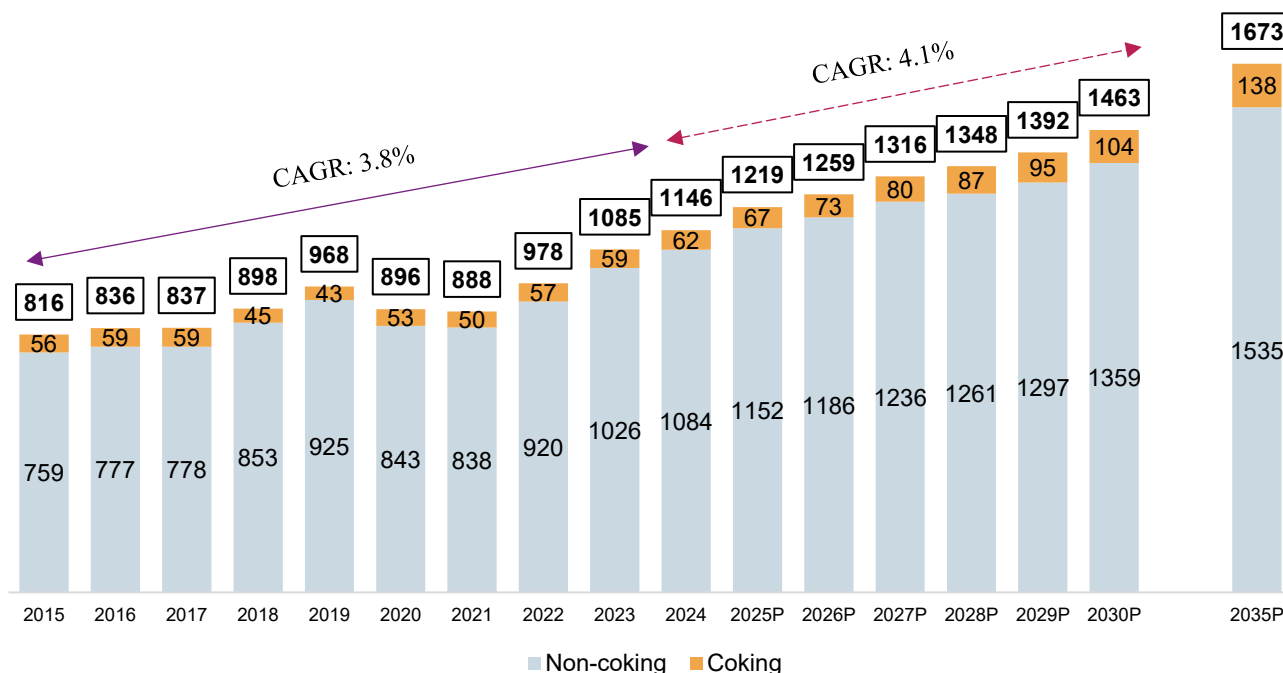
<sup>37</sup> Actual demand as per Annual Report 2024-25 of Ministry of Coal



Source: Ministry of Coal Annual Report 2024-25; Others include imports as well which are being used in Power, Power (Captive), Cement, Steel-DRI etc. and hence the actual share of these sectors will vary

Coal demand grew by 3.8%, a 9-year CAGR between Fiscal 2015 and 2024 and is expected to grow by 4.1% at 6-year CAGR between Fiscal 2024 and 2030, with more than 60% contribution from power sector (thermal and captive) by Fiscal 2030. During demand estimation, coal with levelized grade of G10 has been considered. It may be noted that the actual demand for raw coal will be higher as the average produced grade of coal is G11 and going forward the grade is expected to further reduce. Only non-coking coal has been levelized in this case and coking coal has been considered at actuals. The growth in coal demand will likely continue till Fiscal 2035.

#### Overall coal demand in India – thermal coal (non-coking) and coking coal (MMT)



Source: Crisil Intelligence; All years are Fiscal years; P: Projected; Note: demand for coal is based on the G10 grade of coal for Power and CPP sectors

The demand of coal is dynamic and is driven by different factors such as: power utilities demand increase, expansion of thermal power capacity; capital investments in steel, aluminium and cement due to infrastructure focus by the government. However, Coal will continue to play a major role in the India's energy sector at least for the next few years.

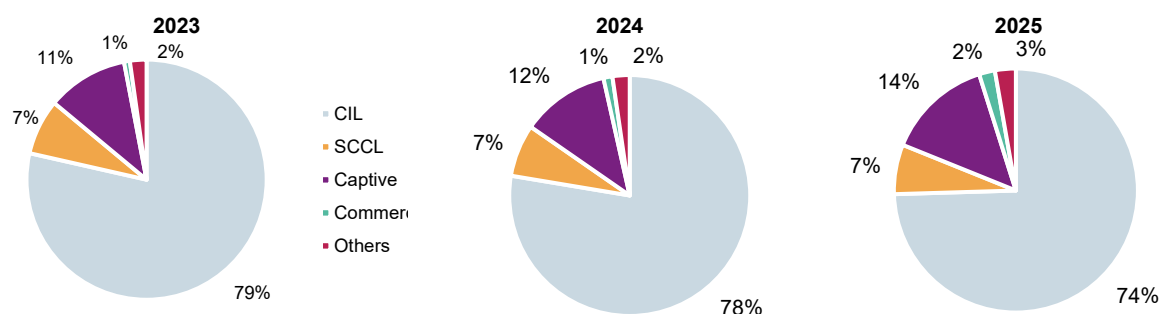
#### Supply of coal

On the supply side, a duopoly structure is present in India with two supply sources, namely domestic and imported coal sources. The total raw coal production in India in Fiscal 2025 was 1048 MMT from different sources with 5% increase from 997 MMT in Fiscal 2024. The production in Fiscal 2015 was 556 MMT, showing a 10-year CAGR growth of approximately 6.5% from Fiscal 2015 to 2025. While non-coking coal used for power generation as well as in the industrial sector constitutes the largest share, the consumption of coking coal has been increasing over the years with rising steel production:

1. Non-coking coal accounts for approximately 94% of India's coal production in Fiscal 2025.
2. Coking coal accounts for approximately 6% of total coal production, and it is used in steel making in the blast furnace - blast oxygen furnace route.



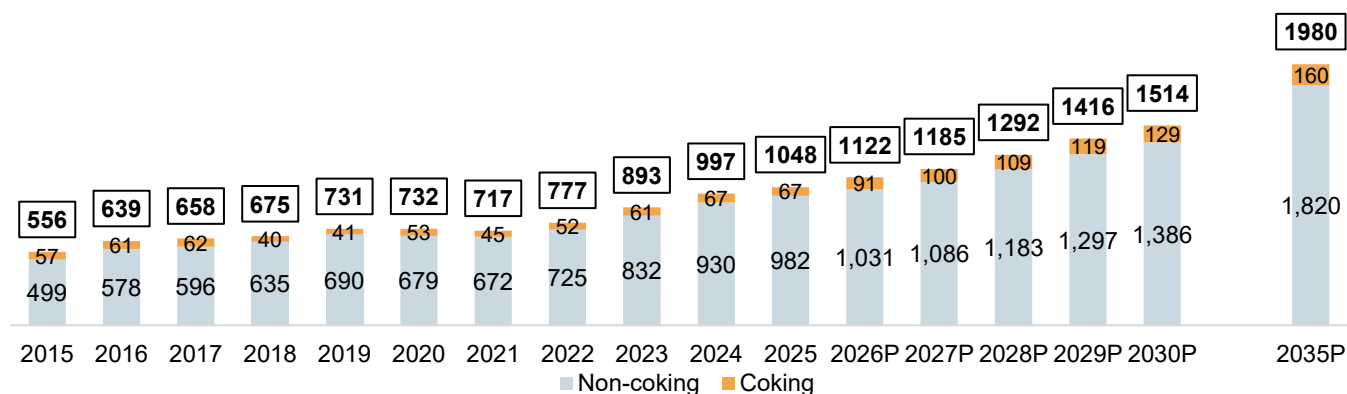
## India's raw coal supply sources



Source: Ministry of Coal-Coal Directory of India for 2022-23, 2023-24; 2024- 25, Monthly Statistics for March 25 & Crisil Intelligence; All years are Fiscal years

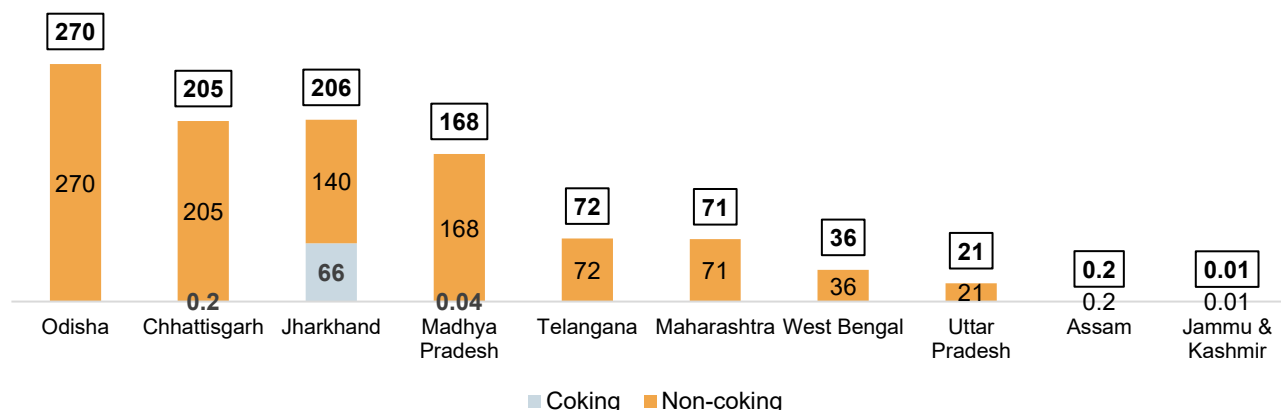
India produced 66.5 MMT of coking coal out of 1048 MMT of raw coal production in Fiscal 2025. Further, according to Crisil Intelligence estimates, raw coal production is expected to reach 1,514 MT by Fiscal 2030 growing at a 5-year CAGR of 7.6% from Fiscal 2025 to Fiscal 2030.

## India's raw coal production coal type wise – non-coking and coking (MMT)



Source: Past data as per Ministry of Coal-Coal Directory of India 2023-24, Monthly Statistical Report-March 2025, Ministry of Coal; Projections as per Crisil Intelligence; Year is Fiscal year; P: Projected

## State wise raw coal production in Fiscal 2025

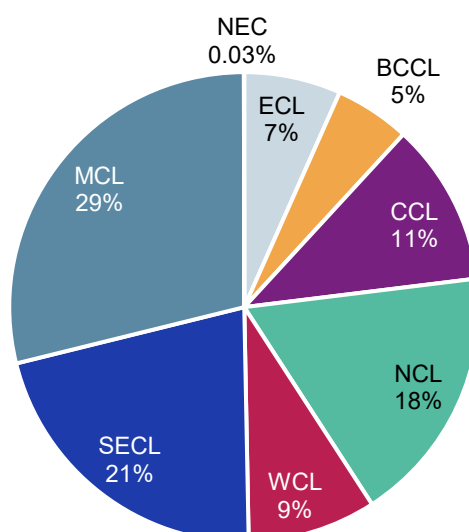


Source: Ministry of Coal- Monthly Statistical Report- March 2025

In Fiscal 2025, 26% of the raw coal production was from Odisha (270 MMT), followed by 20% from Jharkhand (206 MMT), 20% from Chhattisgarh (205 MMT), 16% from Madhya Pradesh (168 MMT), collectively contributing approximately 82% of the total raw coal production. Remaining 18% are from other states like Telangana (72 MMT), Maharashtra (71 MMT), West Bengal (36 MMT), Uttar Pradesh (21 MMT), Assam (0.2 MMT) and Jammu & Kashmir (0.01 MMT).

Within CIL the highest production is from MCL (29%), followed by SECL (21%), NCL (18%), CCL (11%), WCL (9%), ECL (7%), BCCL (5%) and lastly NEC (0.03%).

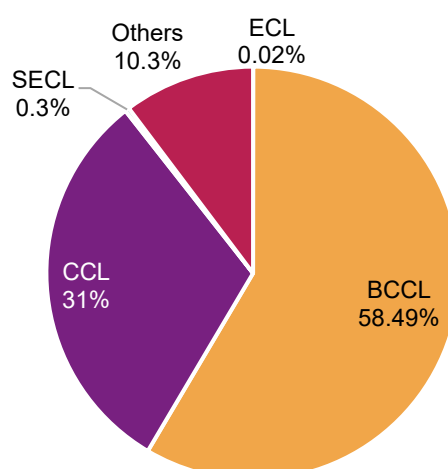
#### CIL subsidiary wise raw coal supply in Fiscal 2025



Source: Ministry of Coal- Monthly Statistical Report- March 2025

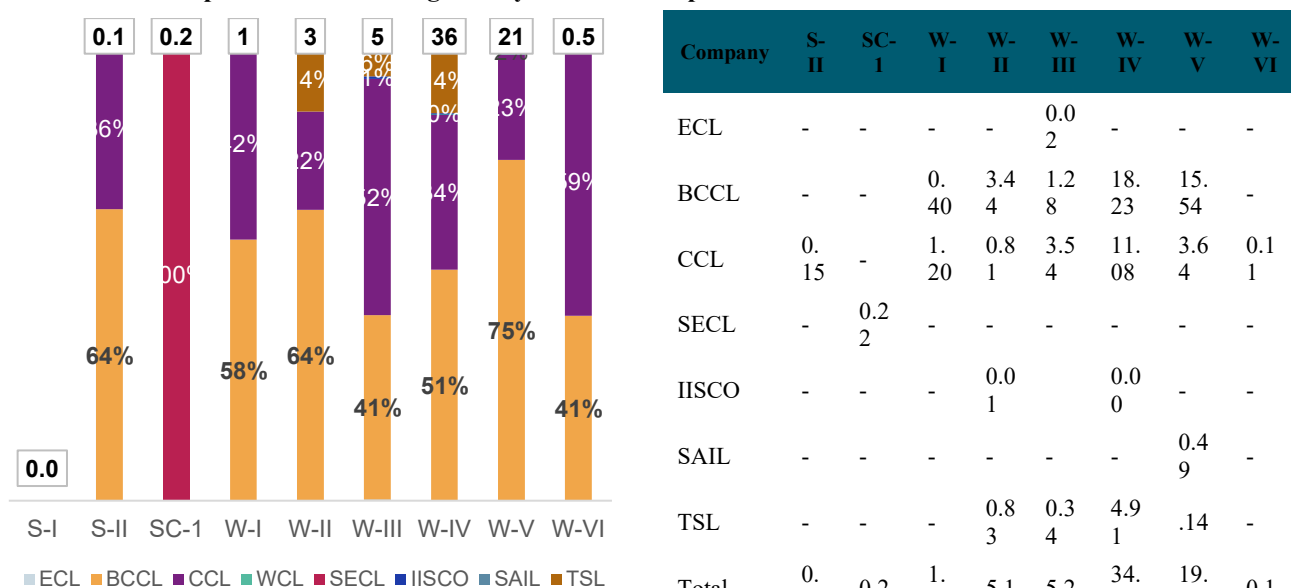
BCCL is the major contributor of coking coal production in India contributing approximately 58.50% in Fiscal 2025 (38.9 MMT), followed by CCL (31%). BCCL producing coking coal of grades varying from Steel grade-II, Washery grade-I to VI.

#### Coking coal production from different companies in Fiscal 2025



Source: Ministry of Coal- Monthly Statistical Report- March 2025

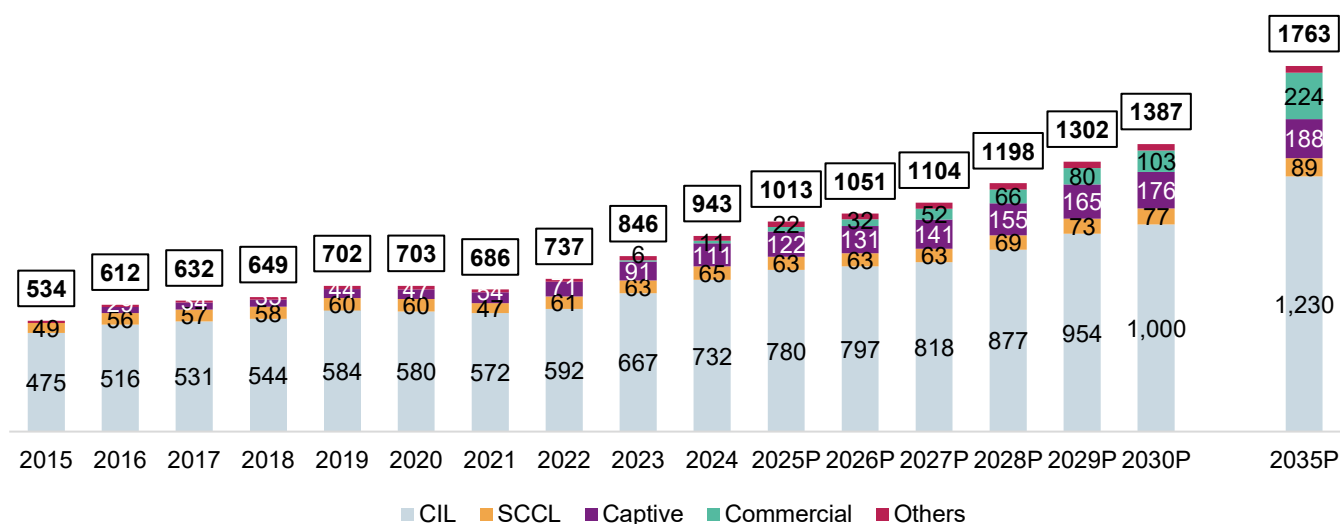
### Grade wise raw coal production of coking coal by different companies in Fiscal 2025



Source: Ministry of Coal-Coal Directory of India for 2024-25

In order to draw a parallel with the coal demand estimated in the above section, the coal production has been levelized at the same grade of G10. Therefore, the estimated production in Fiscal 2025 is 1013 MMT in comparison to the actual production of 1048 MMT. Going ahead, the projected raw coal production in Fiscal 2035 will be 1763 MMT compared to a demand of 1673 MMT. Although, it appears to be supply surplus however, it is believed that market will adjust such that there is no oversupply in the market.

### India's levelized (at G10) raw coal production scenario from different sources (MMT)

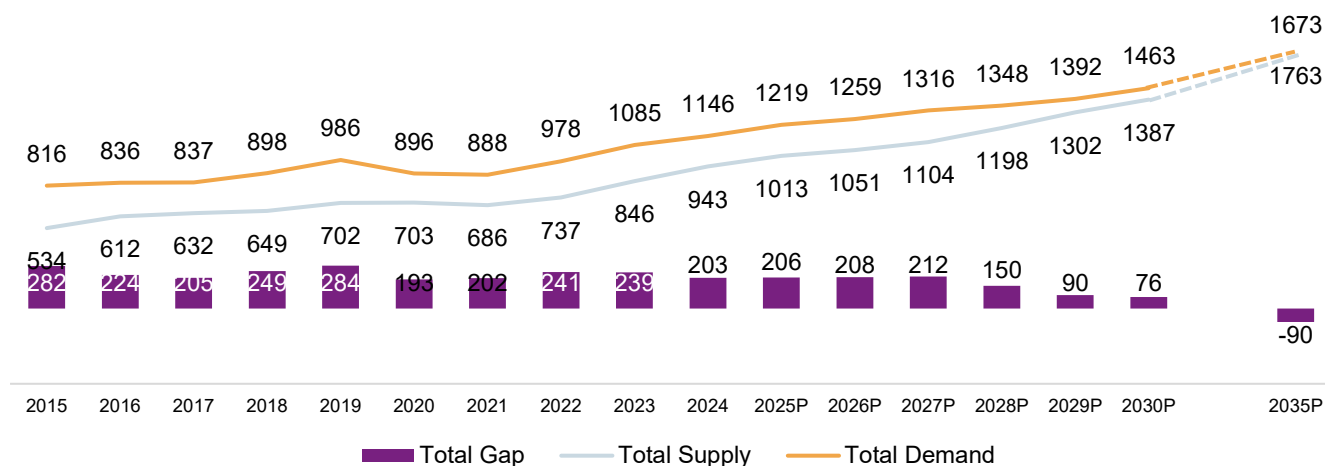


Source: Past data from Ministry of Coal-Coal Directory of India 2023-24, Projections by Crisil Intelligence; Year is Fiscal year; Levelised production at G10 grade; P: Projected

### Analysis of coal demand-supply

The total coal demand has been consistently increasing over the years, with a few minor fluctuations, while the total supply of coal has also been increasing, but at a slower rate than demand, resulting in a persistent gap. This gap is expected to narrow down to 76 MMT by Fiscal 2030 from 206 MMT in Fiscal 2025. The coal supply is expected to surpass the demand by Fiscal 2035.

#### India's demand-supply gap of coal (MMT)

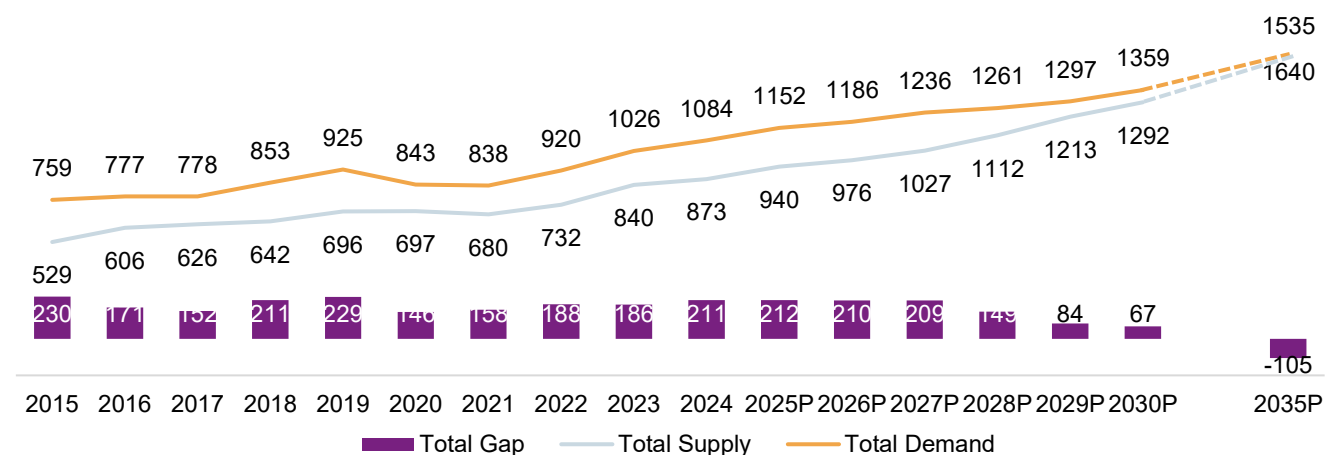


Source: Crisil Intelligence; Year is Fiscal year; Coal supply levelized at G10 grade; P: Projected

Region wise demands show a high demand-supply gaps in the northern, southern and north-eastern regions as coal production is mainly concentrated in the eastern and western parts of India with major contributing states being Odisha, Chhattisgarh, Jharkhand and Madhya Pradesh.

The total non-coking coal demand has been consistently increasing over the years, while the total supply of non-coking coal has also been increasing, but at a slower rate than demand, resulting in a persistent gap. The gap is expected to narrow down to 67 MMT by Fiscal 2030 and coal supply is expected to surpass the demand by Fiscal 2035.

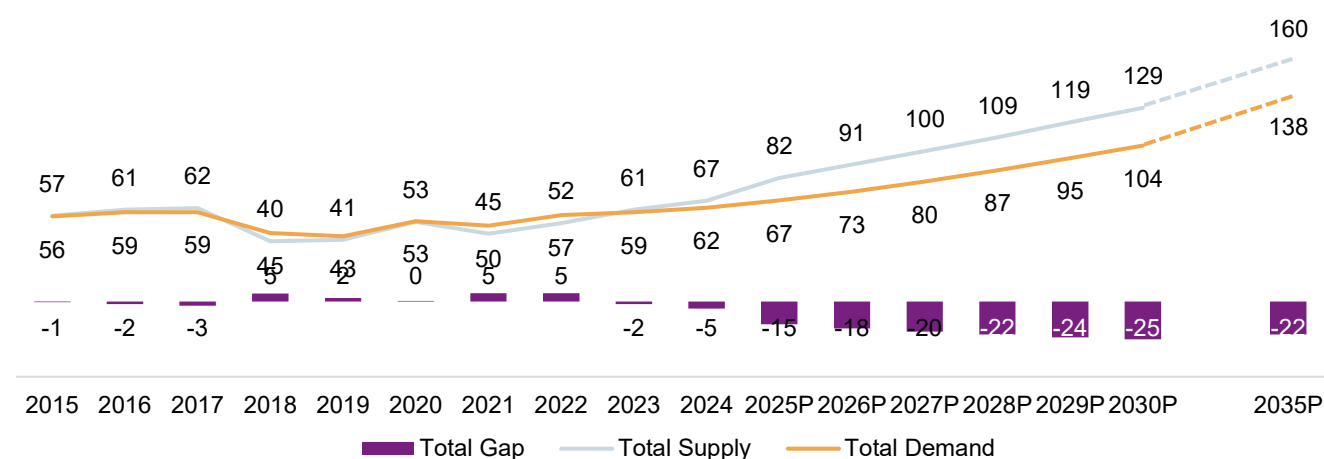
#### India's demand-supply gap of non-coking coal (MMT)



Source: Crisil Intelligence; Year is Fiscal year; Coal supply levelized at G10 grade; P: Projected

In Fiscal 2025, the coking coal demand is 67 MMT and is expected to reach 138 MMT in Fiscal 2035. The total coking coal supply shows a surplus in most years, which is not the case as very limited coking coal is directly being used in steel industry owing to the inferior quality of Indian coking coal. Going ahead, though the coking coal supply is expected to be more than the demand, demand of coking coal for steel is expected to increase.

#### India's demand-supply gap of coking coal (MMT)



Source: Crisil Intelligence; Year is Fiscal year; Coal supply levelized at G10 grade; P: Projected

The coal demand supply situation is quite dynamic in nature with following factors affecting the surplus supply of coal in India by 2030.

Factors favouring deficit to continue beyond Fiscal 2029<sup>38</sup>

- Surrender of high-premium blocks by developers, considering surplus supply and low premiums in linkage auction from CIL.
- Efforts by the government / technology improvements for coking-coal washery will affect the supply of coking coal for thermal.
- Delay in the development of bigger blocks (capacity of 10 MMTPA and more) may disturb the demand-supply balance.
- After Fiscal 2030, many of the mines of NCL and SCCL may be exhausted; further, CIL may also close its high cost/ high SR mines considering low recovery of cost.

Factors favouring surplus before Fiscal 2029<sup>39</sup>

- Thermal-coal demand from coastal-based TPPs will continue to be import-dependent (approximately 18,000 MW capacity).
- Cement-based companies will continue to import coal due to higher quality requirements.
- Washery-grade coking-coal production being used for thermal / blending purpose shall be approximately 60-80 MT.
- Fast-track of clearances for blocks can start the blocks before scheduled consideration.

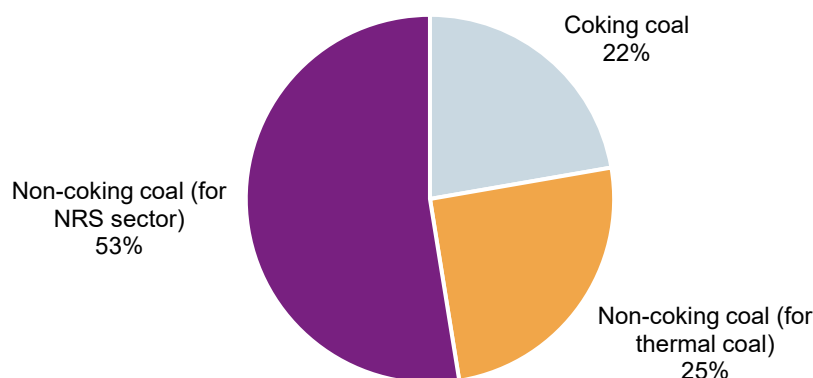
#### Historical coal imports trends

Domestic supply sources are not able to sufficiently cater to the overall demand for coal in India. As a result, India is the second largest importer of coal, accounting for about 18% of global non-coking coal imports. In Fiscal 2025, India imported approximately 244 MMT of coal. Coal is imported by both power and non-power sectors in India. There are some power plants in the coastal regions with approximately 18,000 MW cumulative capacity that cannot use domestic coal and thus are dependent on imported coal for blending purposes.

<sup>38</sup> As per estimates only as market is dynamic

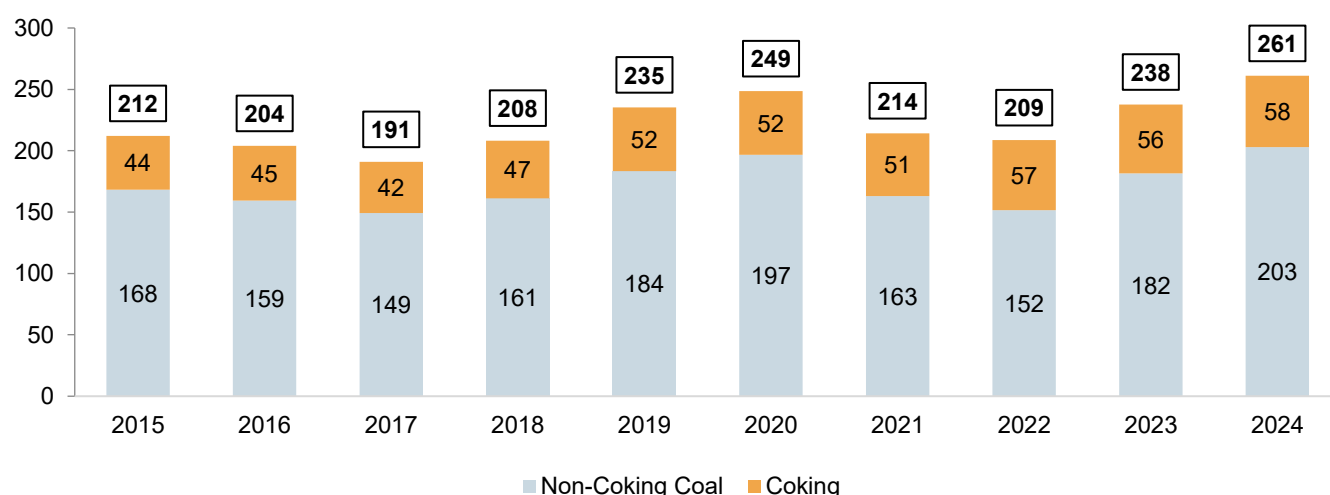
<sup>39</sup> As per estimates only as market is dynamic

### India's type-wise coal imports in Fiscal 2024



Source: Ministry of Coal Annual Report 2023-24; NRS: Non-regulated Sector (Steel, Sponge, CPP, Cement and others)

### Coal imports by India since Fiscal 2015 (MMT)



Source: Ministry of Coal-Coal Directory of India 2023-24, Ministry of Coal Annual Reports 2024-25, Year is Fiscal year; P: Projected

Towards becoming self-reliant Government is having a lot of focus on increasing coal supply which will require more exploration to identify potential resources and mines to operationalise, appointing private contractors / Mine Developer and Operator (MDO) having capabilities to enhance production, capacity augmentation of CIL mines and focus on transport and logistic arrangements to provide coal at respective end-use plants.

Domestic coal production meets approximately 76% of the country's requirements, while approximately 24% coal is imported every year (on average from 2020 to 2024).

### Coal logistics industry overview

#### Overview of India's coal logistics industry

Infrastructure is a vital cog in sustaining India's economic growth trajectory. In recent years, the government has taken several steps to accelerate infrastructure development, with focus on transportation, energy, smart cities, water, and social and digital infrastructure. The government has also made efforts to attract foreign investors through policy reforms.

In Union Budget 2024-25, the government outlined capital expenditure of Rs 11.11 trillion, i.e. equivalent to 3.4% of the GDP, towards the sector. This is an increase of 11.1% from the Rs 10.0 trillion earmarked in Union Budget 2023-24 and approximately 17% higher compared with actual expenditure of Rs 9.48 trillion in Fiscal 2024.

Within the infrastructure space, logistics is a vital component, playing a crucial role in the movement of goods and materials. The importance of logistics can be gauged from the nearly 50% of the budgetary allocation for

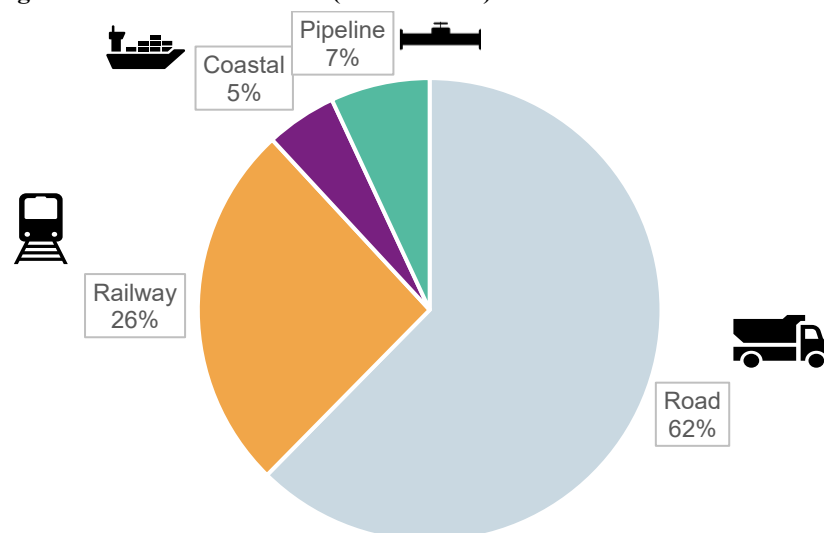
Fiscal 2025 towards the Ministry of Road Transport and Highways (Rs 2.78 trillion) and the Minister of Railways (Rs 2.56 trillion). And for the Ministry of Housing and Urban Affairs, the Centre has allocated Rs 0.28 trillion<sup>40</sup>.

To be sure, India's logistics sector has been undergoing a transformative phase, driven by technological advancements, government initiatives, and increasing demands of a burgeoning consumer base. Consequently, the sector is projected to grow 8.8% annually to approximately Rs 40.7 trillion by 2029 from approximately Rs 26.7 trillion<sup>41</sup> in 2024.

In fact, through several initiatives, the government has target to raise the country's ranking in the *Logistics Performance Index*<sup>42</sup> to 25 from the current 38.

As per *analysis*, the total modal-wise freight movement in tonne-km, roads contributed 63% share of the movement, followed rail (26%), coastal (5%) and pipeline (7%)<sup>43</sup>.

#### Mode-wise split of freight movement in tonne-km (Fiscal 2025P)



Source: Crisil Intelligence - Domestic freight transportation services - February 2025

#### Coal Logistics

Coal is used in multiple industries, including power, CPP, steel, cement, sponge iron, bricks and paper. The coal logistic chain involves extraction of coal from the mine, which is loaded onto railway wagons, trucks or conveyor belts at the dispatch points. End-users such as steel, power and cement plants utilise the coal for production of required resource. In a few cases, coal is transported to washery plants to remove impurities or upgrade the coal to a higher calorific value and reduce ash.

Transportation of coal is dependent on coal demand, which is dependent on demand from the power and steel sectors, as well as sectors such as cement, bricks, etc.

The volume of coal dispatched in Fiscal 2025 (1025 MMT) by different modes was driven by rail (51%, 1517 MMT domestic coal), followed by road (30%, 300 MMT), MGR (13%, 132 MMT), belt (5%, 52 MMT) and others including rope \*1%, 5 MMT) in Fiscal 2025. Railways contributed more than 50% of total domestic coal supplied in the country in Fiscal 2025, which is expected to further increase to 59% by Fiscal 2030, according to *Integrated Coal Logistics plan for Coal Mines/Blocks*.<sup>44</sup>

<sup>40</sup> As per Union Budget 2024-25

<sup>41</sup> According to IBEF Infrastructure Industry Report, May 2024, which estimates the market at US\$317.26 billion in 2024, and projects growth to US\$484.4 billion in 2029

<sup>42</sup> World Bank

<sup>43</sup> Crisil Intelligence research report – Domestic freight transportation services – August 2024

<sup>44</sup> Ministry of Coal, September 2023

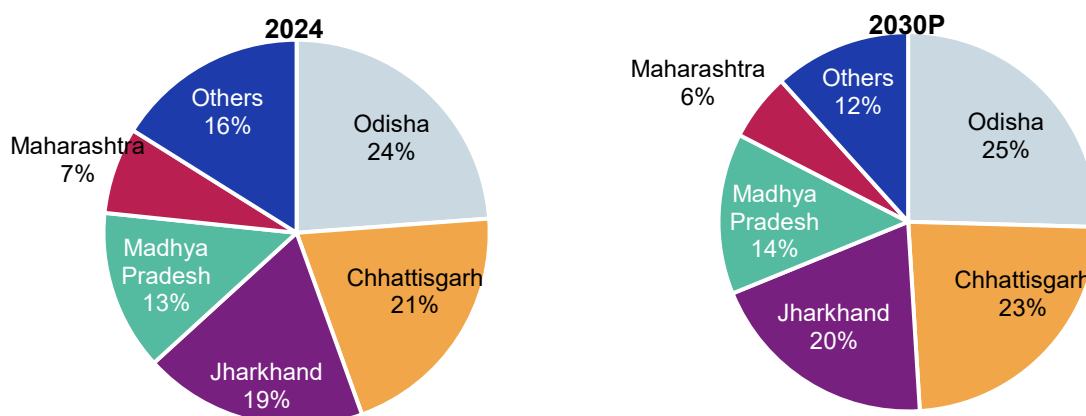
## Coal handled by volume (MMT) through various modes in Fiscals 2025 and 2030E



Source: Crisil Intelligence; Ministry of Coal-Coal Directory of India 2024-25; P: Projected

About 86% of coal supply in Fiscal 2024 came from Odisha, Chhattisgarh, Jharkhand, Madhya Pradesh and Maharashtra. However, the demand is pan India for coal.

## State-wise coal supply in Fiscals 2025 and 2030P (%)

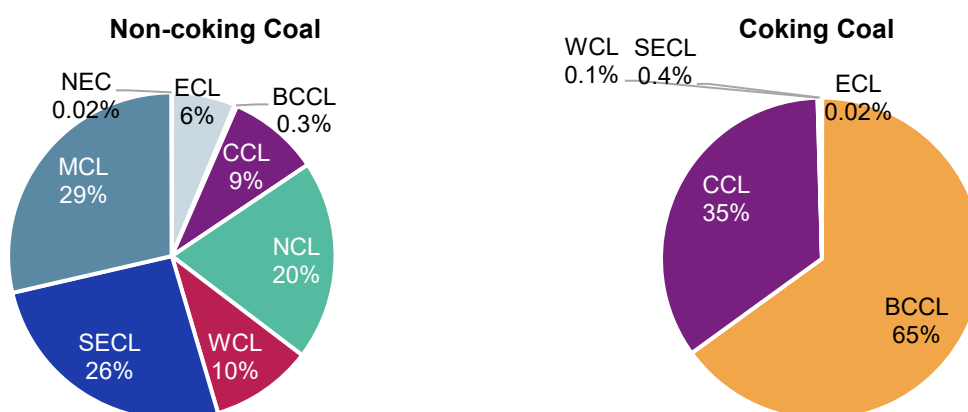


Source: Crisil Intelligence; Ministry of Coal-Coal Directory of India 2024-25; P: Projected

Odisha, Chhattisgarh, Jharkhand, Madhya Pradesh and Maharashtra dispatched 255 MMT, 208 MMT, 202 MMT, 140 MMT and 70 MMT, in Fiscal 2025.

In Fiscal 2025, CIL and its subsidiaries dispatched 763 MMT coal and SCCL dispatched 65 MMT, accounting for more than 81% of total raw coal despatch. CIL subsidiary wise coal despatch was as follows: MCL - 212 MMT, SECL - 171 MMT, NCL - 138 MMT, CCL - 86 MMT, WCL - 70 MMT, ECL - 50 MMT and BCCL - 38 MMT.

## CIL subsidiary-wise coal supply in Fiscal 2025 (%)





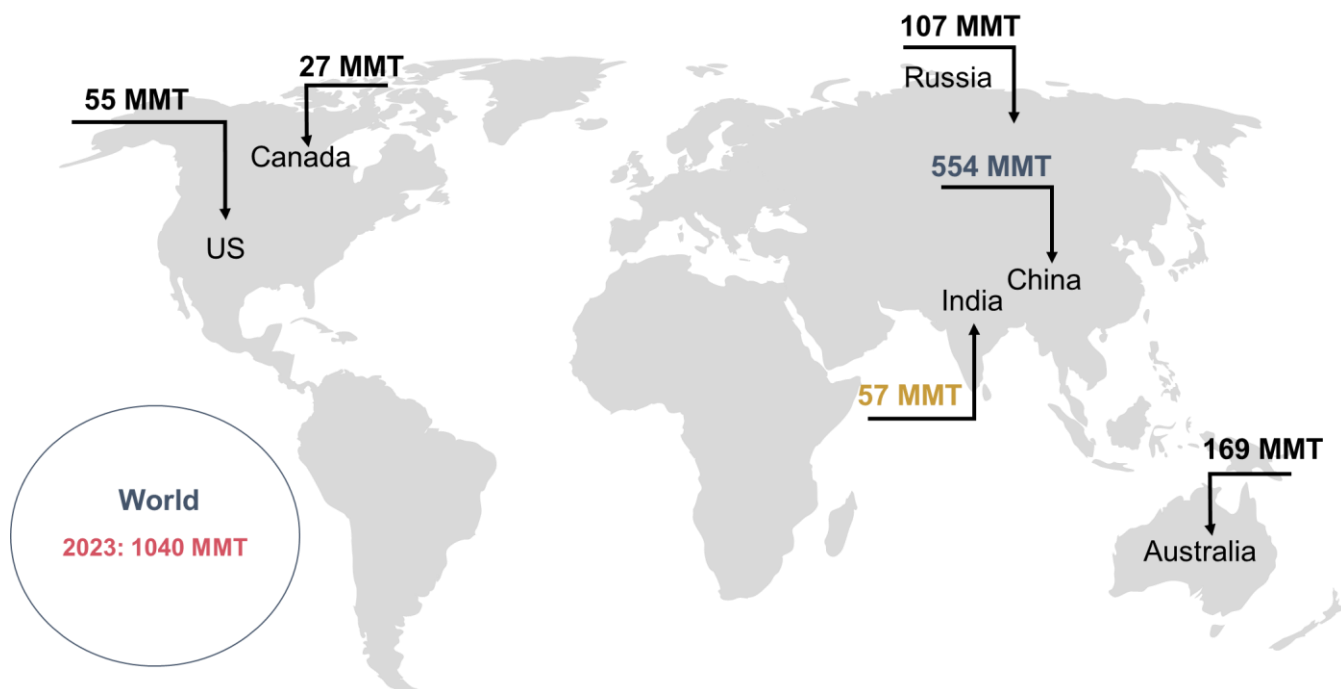
Source: Crisil Intelligence; Ministry of Coal-Coal Directory of India 2024-25

Out of 828 MMT dispatched, rail transported 463 MMT, followed by roads at 242 MMT, MGR at 109 MMT and belt at 11 MMT. Rail transported 56% of CIL's despatch, followed by road transport contributing 29%. Odisha and Jharkhand are hugely dependent on rail. Madhya Pradesh is much dependent on rail, at 43%. Chhattisgarh and Maharashtra transport over 40% of coal by roads.

### International scenario of coking coal

In 2024, the total coking coal produced in the world was approximately 1044 MMT. The largest producer was China with 50% share, followed by Australia- 13%, Russia- 10%, Mongolia - 7%, US- 6%, India- 6%, , Canada- 3% and remaining by other countries like Poland - 2%, Colombia, Mozambique & others.

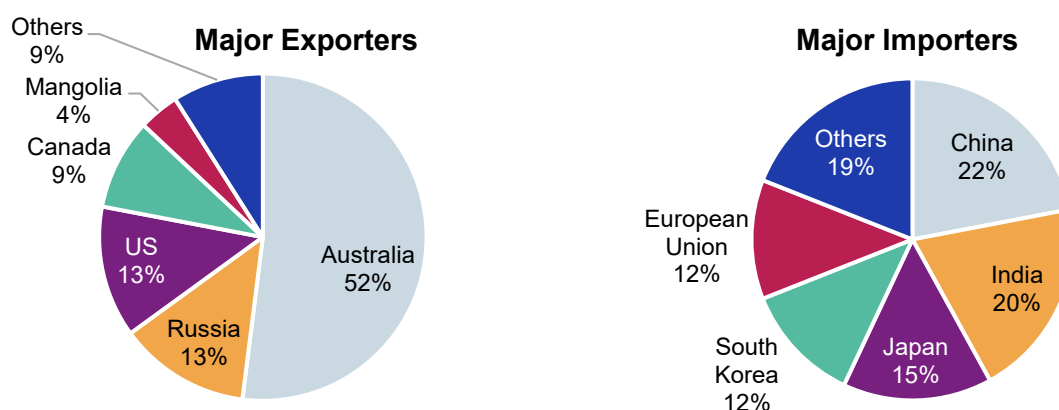
### World coking coal production in 2024



Source: Coal Directory 2024- 25

In International trade, Australia dominates as the top exporter in coking coal market with a share of 52%, followed by Russia and US at 13% each. India is emerging to be the major importer with a share of 20%, just behind China at 22%.

### Major exporters and importer of coking coal in 2022



Source: Crisil Intelligence

To reduce dependence on countries like Australia, Russia, US and Canada, major Indian steel producers are acquiring coking coal mines abroad.

### Global presence of Indian steel players with coking coal mines abroad

Company	Country	Status of Mine	Capacity (MTPA)
SAIL	Mozambique	Operational	5.3 MTPA at stage 2 20 MTPA at stage 3
JSW Steel	Australia	Acquired in 2025	NA
	Mozambique	Exploring acquisition options	NA
JSP	Australia	Operational	1.2 MTPA
	South Africa	Operational	1.2 MTPA

Source: Annual Reports, Crisil Intelligence

### Historical trend of manpower employed by CIL and its subsidiaries

The total manpower of Coal India Limited including its subsidiaries as on 1<sup>st</sup> January 2025 is 2,22,692 as compared to 2,51,978 as on 1<sup>st</sup> December 2021. The total manpower of CIL including its subsidiaries in 2025 decreased by approximately 3% as compared to 2024 and by approximately 12% as compared to 2021. The manpower strength is on a declining trend as more focus is on production of coal and OB through MDO route and contractual basis.

### CIL subsidiary wise manpower strength

SN	CIL Subsidiary	As on 1 <sup>st</sup> December 2021	As on 1 <sup>st</sup> December 2022	As on 1 <sup>st</sup> April 2023	As on 1 <sup>st</sup> April 2024	As on 1 <sup>st</sup> January 2025
1.	ECL	53,636	51,857	51,074	48,711	47,678
2.	BCCL	39,706	37,687	37,037	33,920	32,599
3.	CCL	36,194	35,317	34,975	33,990	33,420
4.	WCL	36,113	34,599	34,390	33,352	32,442
5.	SECL	45,151	42,505	41,832	39,528	37,959
6.	MCL	21,930	21,746	21,827	21,493	21,184
7.	NCL	14,468	13,939	13,753	13,770	13,466
8.	NEC	824	697	667	585	558
9.	CMPDI	3,027	2,906	2,855	2,751	2,738
10.	DCC	191	157	133	113	Included in SECL
11.	CIL (HQ)	740	684	667	648	648
	Total Manpower	2,51,978	2,42,094	2,39,210	2,28,861	2,22,692

Source: Ministry of Coal Annual Reports 2021-22, 2022-23, 2023-24, 2024-25

Within CIL subsidiaries, the highest share of manpower in 2025 is of ECL with 21% (47,678 nos.) followed by SECL with 17% (37,959 nos.), CCL with 15% (33,420 nos.) and BCCL with 15% (32,599 nos.)

### Drivers & Opportunities

Some of the major drivers and opportunity in coal sector are:

1. Increased power demand owing to economic expansion, rising population, increasing urbanisation and industrialisation: Between Fiscals 2019 and 2024, the country's gross domestic product (GDP) logged 4.3% CAGR. The per capita GNI (at current prices) increased from Rs 1.41 lakh in Fiscal 2019 to Rs 1.70 lakh in Fiscal 2023<sup>45</sup>, largely driven by increased industrialisation, rapid growth of the services sector and urbanisation. During the period, energy demand clocked 5% CAGR, making the country the third largest energy consumer globally.

<sup>45</sup> NSO 2024 reports

2. Rise in per capita consumption with increased electrification and deeper penetration of energy-intensive appliances such as air conditioning systems: The per capita electricity consumption rose from 1010 kWh in Fiscal 2015 to 1,331<sup>46</sup> kWh in the Fiscal 2023, clocking a CAGR of approximately 3.5%, owing to increased power availability, investments in the power sector, reduction in transmission and distribution losses and rising disposable income of households. Even so, the country's per capita energy consumption lags developed economies. In fact, per capita consumption is far lower than the global average of approximately 3,700<sup>47</sup> kWh. But, with consumption levels progressively converging towards those of higher income countries, demand for power will increase.
3. Growth in the manufacturing segment: Besides power generation, coal is also used directly in industry as fuel and as a reactant in the production of steel (coking coal). Sectors such as aluminium and cement, too, use large quantities of coal.
4. Infrastructure development: Coal finds application in the manufacture of steel and cement — two critical inputs for infrastructure development. Cement production in Fiscal 2023 stood at 375 MT, up from 328 MT in Fiscal 2019. Coal-based sponge-iron production also rose from approximately 28 MT to 36 MT during the period, logging a 4-year CAGR of 6.5% (from 2019 to 2023) and driving demand for non-coking coal.

### Key threats and challenges

Some of the key threats and challenges in coal sector are:

1. Mining industry's share decreasing in GVA: Gross Real GVA grew 6.4% in Fiscal 2025 compared with 8.6% in Fiscal 2024. The growth was mainly owing to a significant 9.4 % growth in construction in Fiscal 2025 (10.4% in Fiscal 2024). Overall, despite the growth, the contribution of the mining and quarrying sector in real GVA declined from 2.6% in Fiscal 2019 to 2.0 % in Fiscal 2025.
2. Capacity addition: With CIL increasing its production capacity (as per CIL's 1 BT plan, it targets 1 BT (1,000 MT) of production by Fiscal 2027), more emphasis is placed on contract mining as there are internal constraints in departmental mining. Going ahead, the additional capacity is expected to be taken up by private players, but since the private contract mining business is highly staggered with limited players, taking up additional capacity by smaller players will be a challenge.
3. Approvals and processes for starting of mines: The allocation and operationalising of coal projects in India is subject to several processes and approvals. Coal projects require input from multiple agencies across various levels of government, reflecting the complex institutional structure. The government, too, has identified streamlining of processes for coal mines as one of its key priorities, and has undertaken structural reforms over the last few years such as incorporating a single-window clearance system and appointing third-party consultants. Nonetheless, coal projects continue to face challenges.
4. Land acquisition: Land acquisition is also a major challenge for operationalising coal projects in India. This is because large coal projects often involve acquisition of large swathes of land, including forest areas and scheduled areas.
5. Logistics issues: Logistics infrastructure is yet another major constraint in India. While demand for coal comes from across the country, production is concentrated in its eastern and central regions. As a result, domestically produced coal has to travel long distances to reach the demand centres. Logistics issues are further compounded by the lack of adequate rail infrastructure and high cost of coal transportation. The railways handle approximately 50% of the coal transported in India. Hence, challenges in the railway network have a direct bearing on coal transportation. Key issues include bottlenecks such as inadequate rail lines, shortage of railcars and line congestion. In India, dedicated coal freight corridors are not yet fully developed, and passenger services are given priority over freight.

### Overview of the key end use segments of coal

Power generation is the single-largest consumer of coal and is likely to be one of the major segments shaping the coal demand in future. In addition, industries such as steel and cement, which are key constituents of infrastructure development, are also highly dependent on coal.

#### *Power (utilities)*

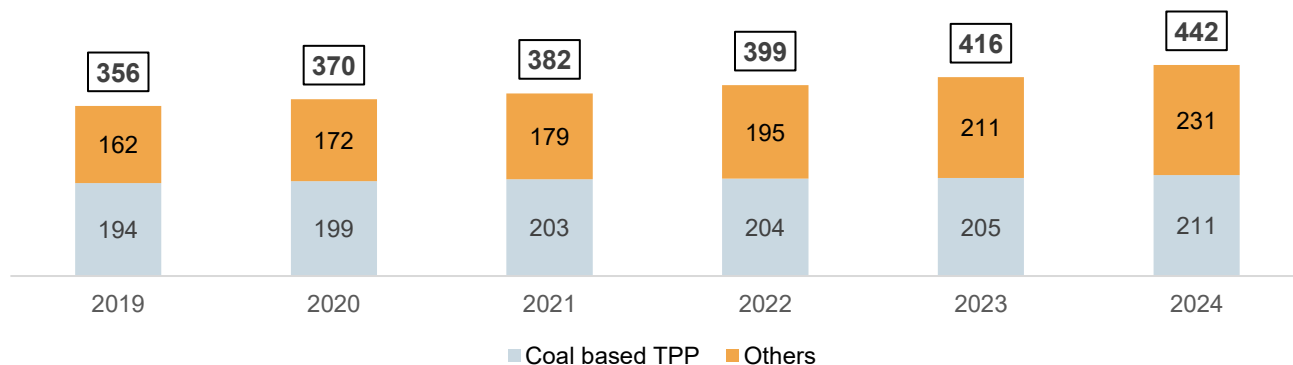
Growth in energy requirements has driven the Indian power (utilities) segment. As of March 2024, India has an installed capacity of 442 GW, comprising approximately 211 GW (48%) of thermal-based capacity, approximately 81 GW (19%) of solar capacity, approximately 46 GW (11%) of hydro-based generation capacity,

<sup>46</sup> As per General Review 2024, Central Electricity Authority

<sup>47</sup> General Electricity Review, May 2024 by Ember, Sandbag Climate Campaign CIC

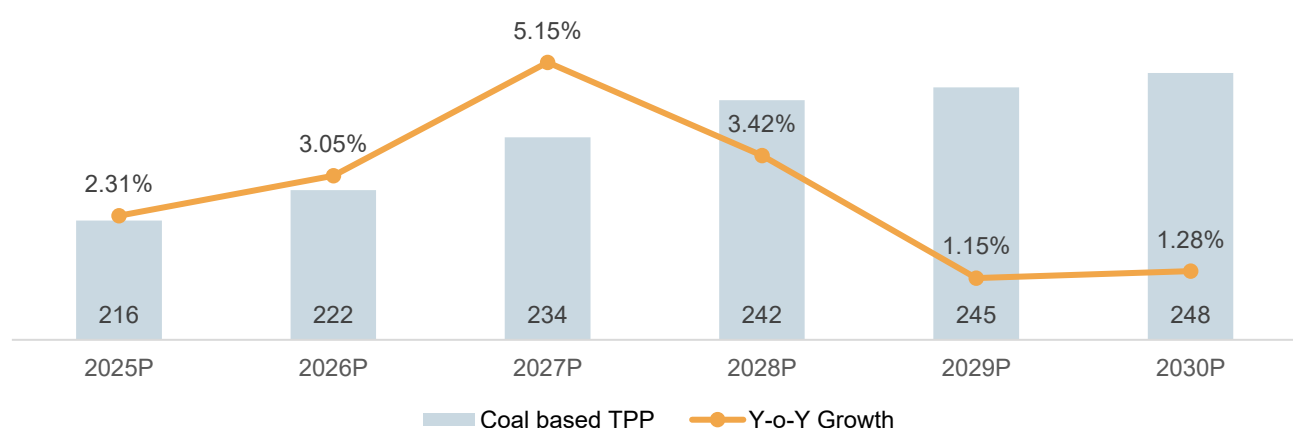
and approximately 8 GW (2%) of nuclear power plants. In the past decade, India has more than doubled its installed power generation capacity from approximately 199 GW in Fiscal 2012 to approximately 442 GW in Fiscal 2024. India's installed capacity grew at 6% over Fiscals 2012-2024, while that for coal, gas and renewables increased at 8%, 4%, and 17%, respectively. This growth is driven through private sector participation in power generation and focus on renewable energy capacity addition to reduce emissions intensity of India. The expansion has been primarily driven by coal-fired power generation capacity, and more recently, renewable generation. Over the past decade, coal generation capacity increased by 135 GW, while renewable capacity (excluding large-scale hydro) increased by 64 GW. CIL plays a pivotal role in India's energy generation with significantly contributing to the country's industrial growth.

#### India's installed electricity generation capacity growth (GW)



Source: Central Electricity Authority, Crisil Intelligence; Year is Fiscal year

#### India's installed coal-based power generation capacity projection (GW)



Source: Projections by Crisil Intelligence; Year is Fiscal year; P: Projected

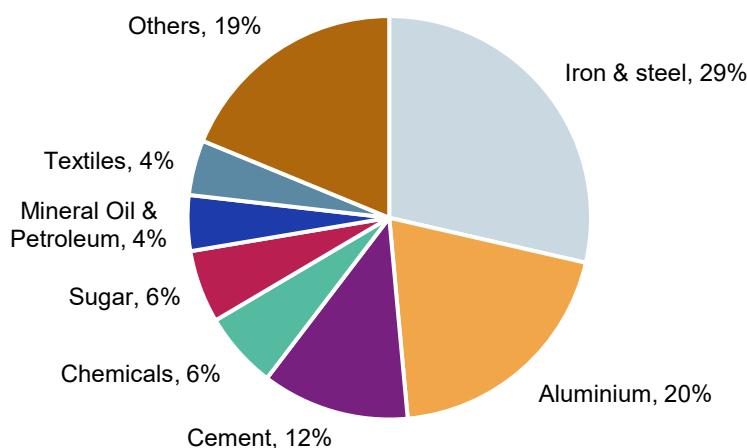
Coal's share in India's electricity generation is larger than that of the share of installed electricity capacity, given it tends to run at a higher utilisation rate compared with renewable generation. The share of coal-based generation is higher in the generation mix due to its lower plant load factor (PLF) of renewable energy, gas and hydro-based generation.

#### Power (captive)

A captive power plant is one which is dedicated to one or more industrial unit(s). As far as group captive is concerned, the beneficiaries should hold at least 26% of the equity and together consume 51% of the power generated during the year. Though dedicated, it may also inject electricity into the grid. Several industries, specifically energy-intensive industries such as aluminium, steel, sponge iron, cement, etc., which require a huge supply of electricity, tend to rely on their own generation (captive and cogeneration) rather than on grid supply, primarily for the reasons: 1) Non-availability of adequate grid supply 2) Poor quality and reliability of grid supply 3) High tariff because of heavy cross-subsidization.

The iron and steel industry's share in capacity is about 29% of the total captive capacity, the share of aluminium sugar is 20% and the corresponding figures for cement, chemicals and sugar are 12%, 6%, and 6%, respectively. However, in terms of generation, iron and steel and aluminium together constitute around 50% of the power generated by these captive units.

### Industry-wise captive power capacity in Fiscal 2024 (%)

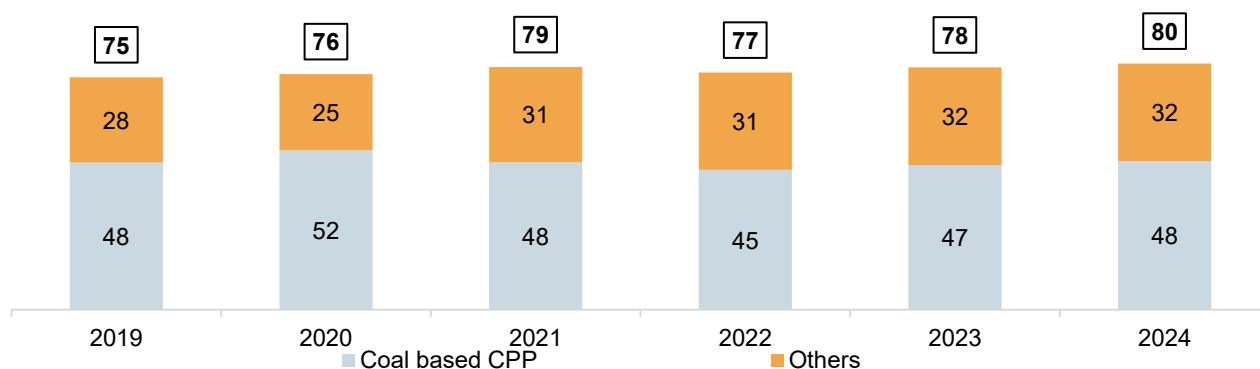


Source: Central Electricity Authority, Crisil Intelligence

Source-wise, coal continues to be the key fuel source for the majority of CPPs, with a share of over 60% of the tracked capacity. This includes CPPs that use domestic coal, imported coal, and coal blended with washery rejects, pet coke and lignite. The abundance of fuel and the competitive capital cost of setting up large-scale coal-based CPPs are the two main reasons for their greater adoption. Diesel comes next with a 23% share in tracked capacity.

Over the years, captive power plants (CPPs) have emerged as an effective alternative for commercial and industrial consumers to fulfil their energy requirements and hedge against the possible consequences of high grid power tariffs. The captive/group captive power plants have a total capacity of about 80 GW in Fiscal 2024<sup>48</sup>. Considering, that India's total installed capacity (excluding captive) is about 442 GW as of March 2024, the share of captive units is significant.

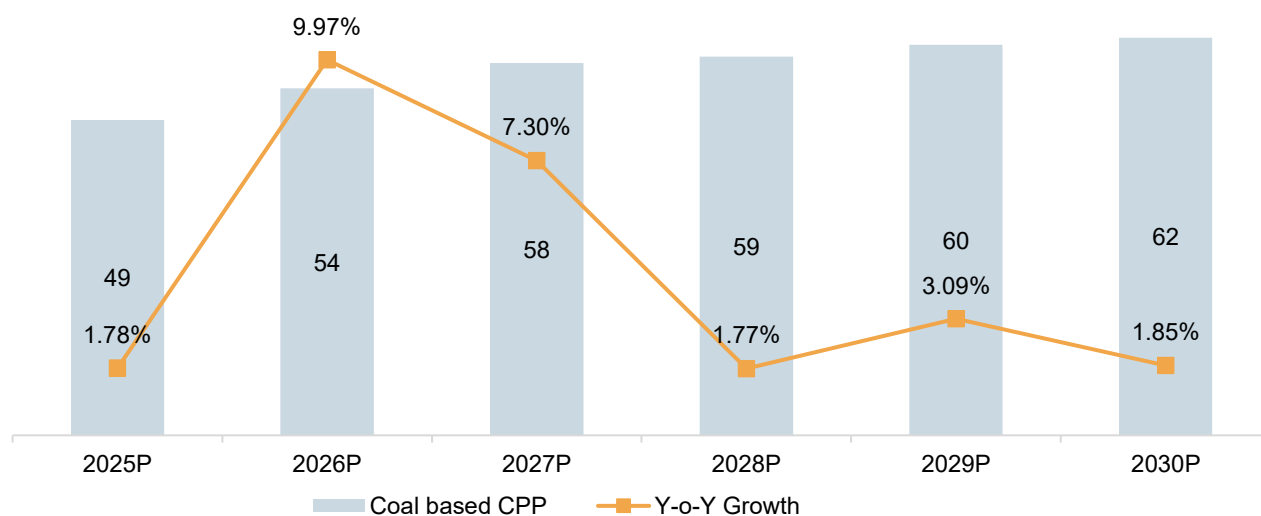
### India's captive power plant installed capacity growth (GW)



Source: Central Electricity Authority, Crisil Intelligence; Year is Fiscal year

<sup>48</sup> As per CEA reports

### India's captive power plant installed capacity projection (GW)

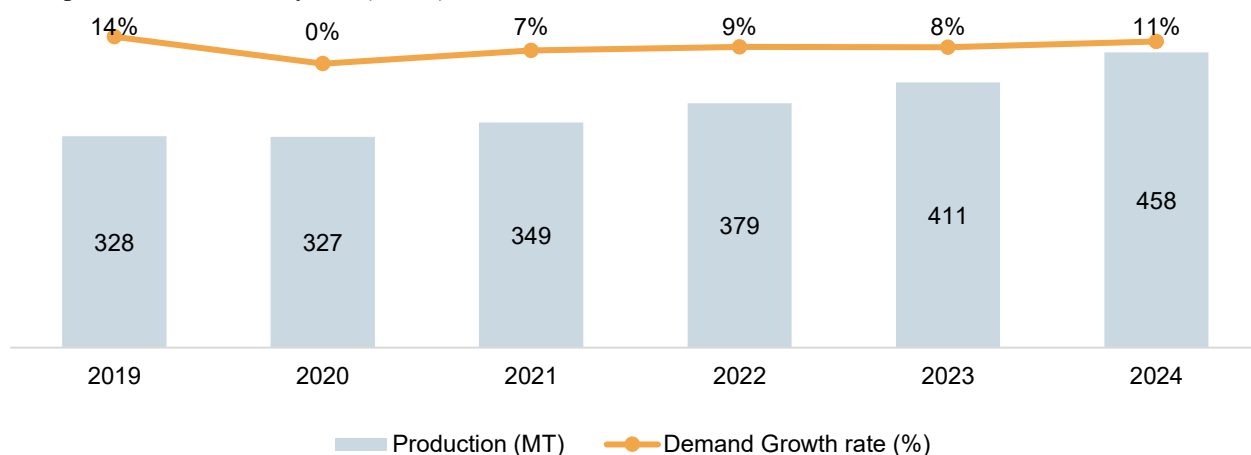


Source: Projections by Crisil Intelligence; Year is Fiscal year; P: Projected

### Cement

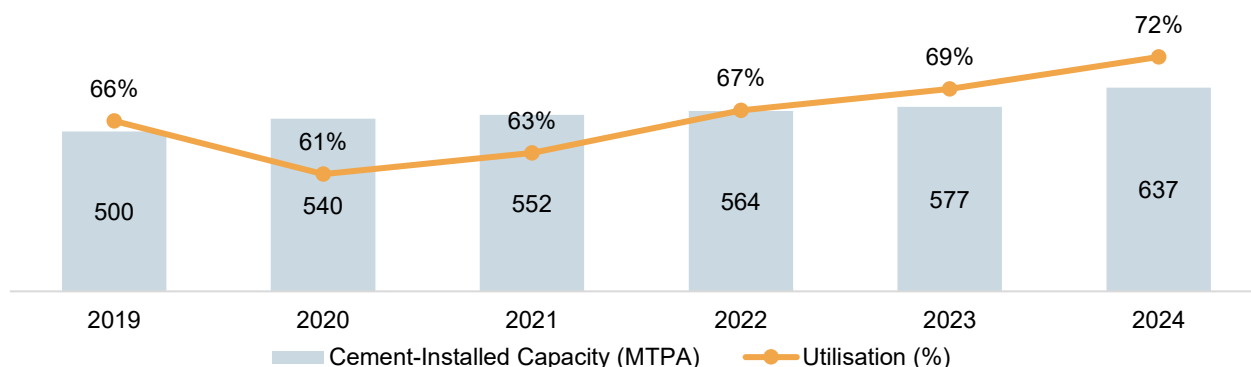
Demand for cement in India has logged a CAGR of 6.5% in the last 15 years, led by the housing segment, which accounts for around 65% share of the cement demand, followed by public infrastructure at 15% and industrial infrastructure with 20% share. Production capacity has outpaced cement production, which has led to a drop in capacity utilization of cement plants. The production growth rate and capacity additions have relatively slowed down in the last five years as compared to the previous periods.

### Cement production over the years (MMT)



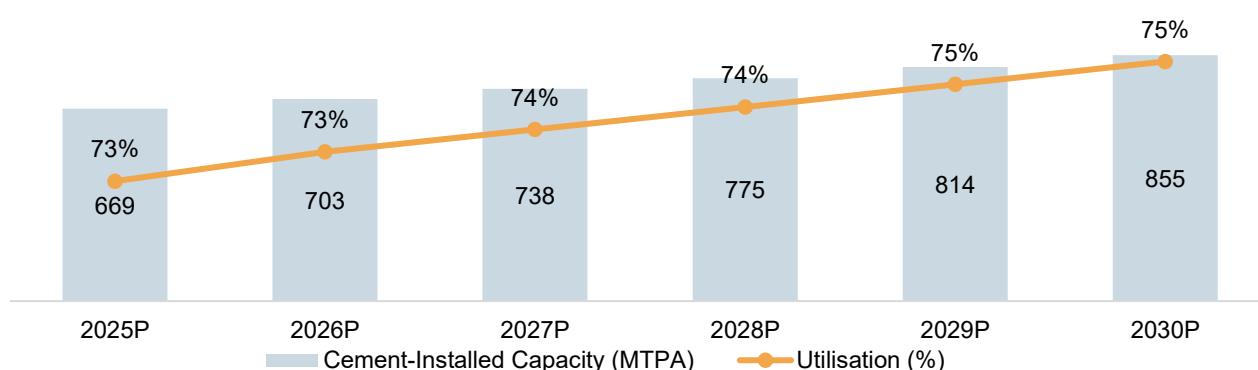
Source: IBEF; Crisil Intelligence; Year is Fiscal year

### Installed cement capacity over the years (MTPA)



Source: IBEF; Crisil Intelligence; Year is Fiscal year

### Installed cement capacity growth projections (MTPA)



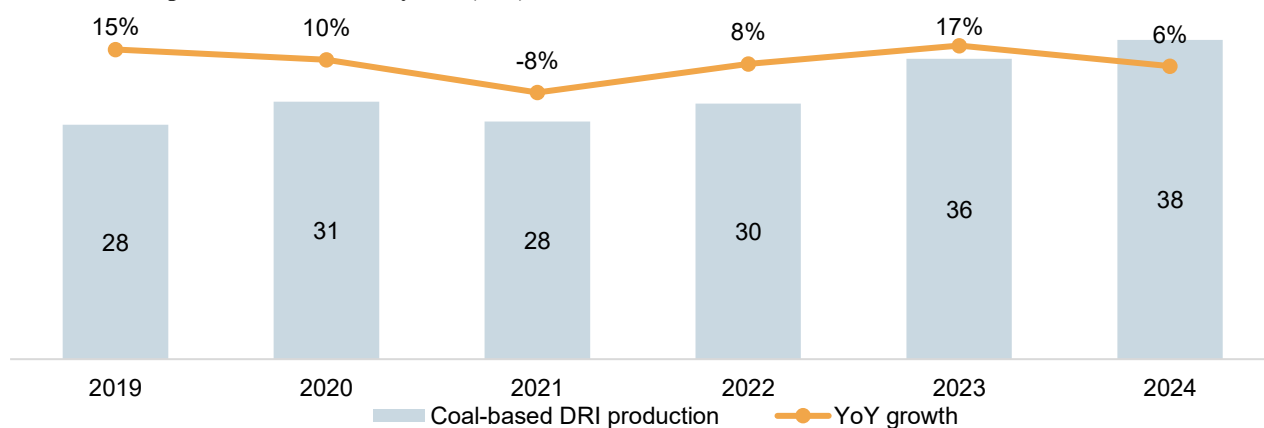
Source: IBEF; Crisil Intelligence; Year is Fiscal year; P: Projected

Geographically, cement capacities are spread across the country. However, their presence is more concentrated in the southern sector with accessibility to limestone. The southern region accounts for 35% of the capacity, followed by the western and northern regions that comprise 27% and 25% capacity of cement production, respectively. The eastern sector accounts for only 10% of the overall capacity of cement plants in India.

### Direct reduced iron (DRI)

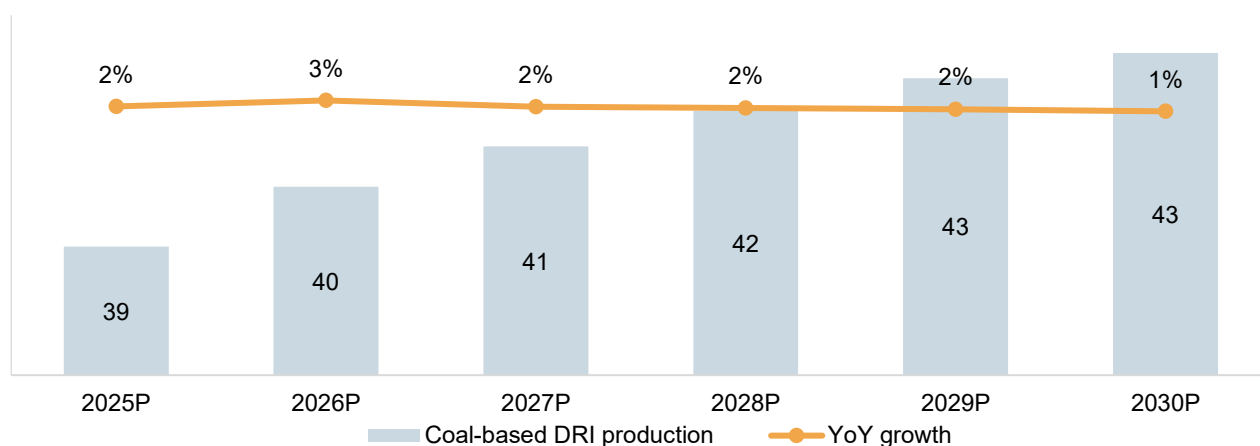
Direct reduced iron (DRI) forms an important sub-sector of the Indian steel sector. DRI is used in production of steel via electric arc furnaces and induction furnaces with these two routes accounting for 53% of the total steel production. The total annual DRI capacity is 60 million tonne (MT) in Fiscal 2024 including both coal based (47 MT) and gas based (13 MT) with a production of 47 MT (coal based – 38 MT and gas based – 9 MT). There are around 312 DRI plants in India, spread largely across 7-8 states.

### Coal based DRI production over the years (MT)



Source: Crisil Intelligence; Year is Fiscal year

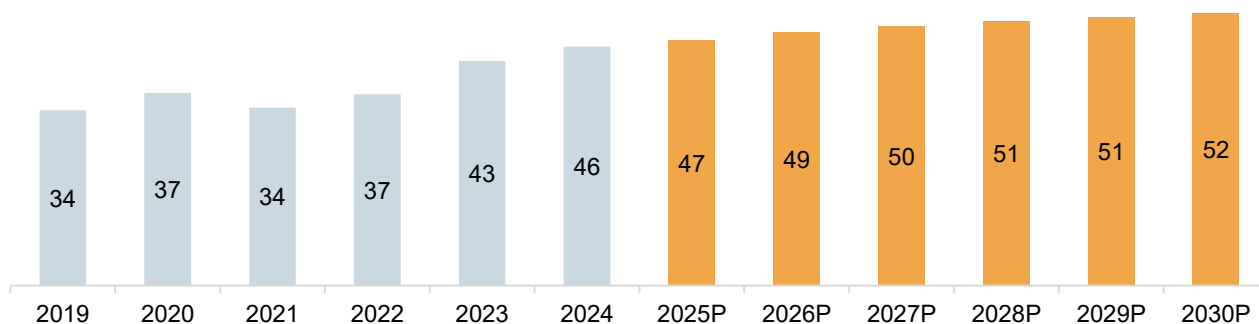
### Coal based DRI production growth projections (MT)



Source: Crisil Intelligence; Year is Fiscal year; P: Projected

Coal-based sponge iron plants are mostly present in the eastern and western regions, accounting for 66% and 40% of the total capacity, respectively, as these regions have easier accessibility to iron ore and non-coking coal.

### Coal requirement in DRI (MMT)



Source: Crisil Intelligence; Year is Fiscal year

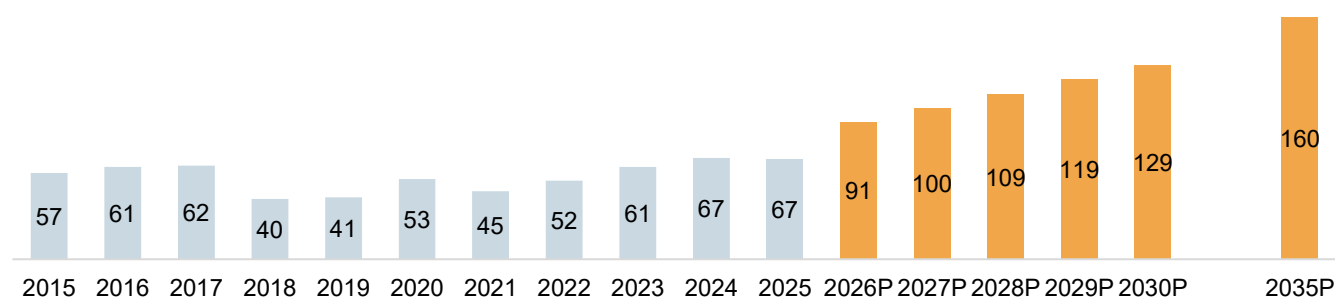
### Importance of coal in the steel sector

Coking coal is very critical input in steel production which is very important for industrial development of the country. Coking coal is used to produce coke, the primary source of carbon used in steelmaking. Coking coal differs from thermal coal, which is used for energy and heating, by its carbon content and its coking ability.

Majority of the country's coking coal is being produced in Jharkhand. While the raw coking coal production in the country has registered a negative CAGR of 3.5% during Fiscal 2016 to Fiscal 2020, the production increased from 41 MMT in Fiscal 2019 to 67 MT in Fiscal 202, a CAGR growth of 10.3%. Out of the total coking coal produced, 100% is not used in the steel sector due to lower grade. In Fiscal 2024, out of total coking coal dispatch of 64 MMT only 7 MMT (11%) was sent to Direct Feed, 6 MMT (9%) was washed and the remaining 80% of the coking coal was sent to Power Plants, Cement, Fertilizers and Others. BCCL, being the largest coking coal producer in the country hold a significant market share and benefit from economies of scale, bolstered by the strategic significance of coking coal in steel production.



## Coking coal production in India (MMT)

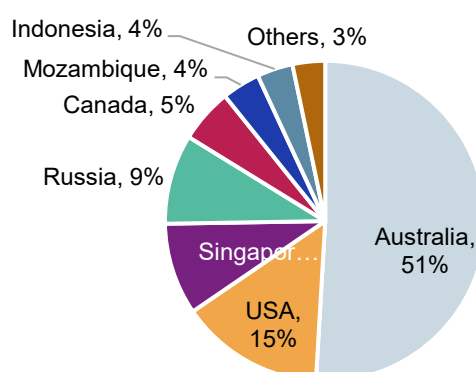


Source: Past data as per Ministry of Coal-Coal Directory of India 2023-24; Year is Fiscal year; P: Projected

India imports around 90% of coking coal requirement, which was 58 MMT in Fiscal 2025. As steel production rises in the country, the coal imports are likely to rise too. In Fiscal 2025, almost 43% of the coking coal in the country is imported from Australia, leaving India highly dependent on Australia for supply of a critical raw material to the steel industry and exposing the industry to price volatility vulnerability.

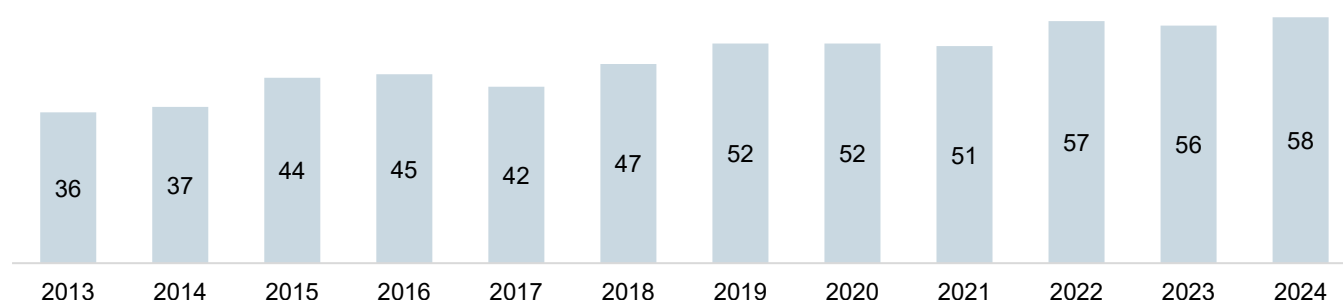
- Seaborne coking coal demand from India has always relied heavily on Australian exports
- Driven by a push from the Indian government, steel mills diversified their raw material sourcing, for instance, Canada, USA and Mozambique in recent years. The latter through upstream investments into new mines.

## Country-wise import of coking coal in Fiscal 2025 (%)



Source: Ministry of Coal-Coal Directory of India 2024-25

## Coking coal imports by India since Fiscal 2015 (MMT)



Source: Ministry of Coal-Coal Directory of India 2022-23, Ministry of Coal Annual Reports 2023-24, Year is Fiscal year; P: Projected

To reduce reliance on coking coal imports, the Ministry of Steel and Ministry of Coal have made concerted efforts to raise the level of availability of domestic coking coal for use in steel industries. Following actions have been taken to improve the supply of domestic coking coal:

1. BCCL and CCL have offered a linkage auction of the raw coking coal for the steel sector. Tata Steel participated in the auction and got the linkage of 50,000 metric tons of raw coking coal from mines of CCL.
2. The Ministry of Coal has also taken an initiative to bundle setting up of washeries with linkage of coking coal. It has been envisaged that the agencies including steel industries, can set up greenfield washeries or revamp old washeries of BCCL, which will be provided linkage of coking coal.
3. Steel Authority of India Limited (SAIL) has entered into a Memorandum of understanding (MoU) with BCCL to get washed coking coal from BCCL washeries. SAIL has signed MoU for getting 1.8 MT of washed coking coal from BCCL washeries. Other than that, limited washed coking coal is also available. Presently, 4 new coking coal washeries are under construction/commissioning by BCCL.
4. To raise the availability of domestically produced coking coal to steel manufacturers, the Ministry of Coal has auctioned 16 coking coal blocks so far, out of which 4 blocks were auctioned in the year Fiscal 2023. Out of these, JSW was allocated two coking coal blocks. JSW is planning to produce 1.54 MMTPA coking coal from the allocated blocks by 2027-28.

India is world's second largest steel producer and consumer. With installed capacity of 179.5 MMTPA in Fiscal 2024 (production of 144 MT in Fiscal 24), India is poised for brownfield expansion of existing steel plants, backward integration of rerollers, forward integration of DRI or pig iron producers unfolding of a few greenfield projects, leading to a production of approximately 223 million tonnes by Fiscal 2030, a CAGR of 7.6%.

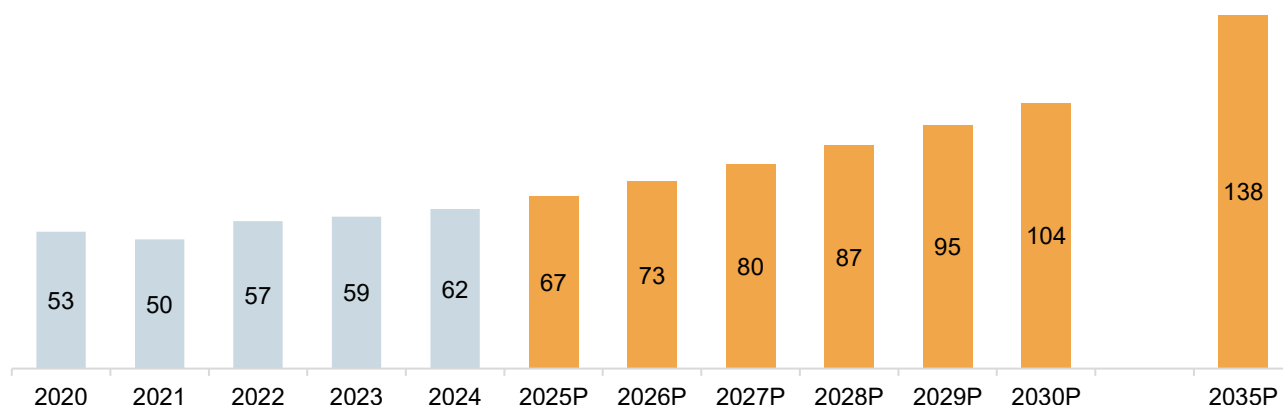
#### Crude steel production by route (%)



Source: Crisil Intelligence; Year is Fiscal year; P: Projected

Coking coal is mainly used in manufacturing steel through blast furnace route. Domestic coking coal is high ash coal (mostly between 18% - 49%) and is not suitable for direct use in the blast furnace. Therefore, coking coal is washed to reduce the ash percentage and Indian Prime Coking Coal and Medium Coking Coal (<18% ash) is blended with imported coking coal (approximately 9% ash) before utilisation in the Coke Ovens to make Coke for feeding into the Blast Furnace.

### Coking coal demand for steel sector in India (MMT)



Source: Crisil Intelligence; Year is Fiscal year; P: Projected

Coking coal demand has grown at a CAGR of 3.93% from Fiscal 2020 to Fiscal 2024 at 62 MMT. It is expected to further grow to 138 MMT by Fiscal 2035 (CAGR of 7.51%). The rapid growth in coking coal demand underscores the steel sector's role as a major driver of coal consumption in India. As India continues to build infrastructure and expand its industrial base, the demand for steel – and by extension, coking coal – is set to increase. This trend also highlights the difficulty in substituting coking coal in steel production, making it a critical focus area for future energy and industrial policy. The growth in these key sectors presents both opportunities and challenges. While the increasing demand for coal in captive power and coking coal supports industrial growth and energy security, it also raises concerns about environmental sustainability and carbon emissions. Balancing these competing priorities will require strategic investments in cleaner technologies, efficient resource management, and policies that support both industrial growth and environmental goals.

### Coking coal mining industry scenario

As on April 1, 2024, India has 36,813 MMT of coking coal resources. Of the total geological resources, 23,064 MMT are under the proved category, 11,801 MMT are under the indicated category and remaining 1,948 MMT are under inferred category.

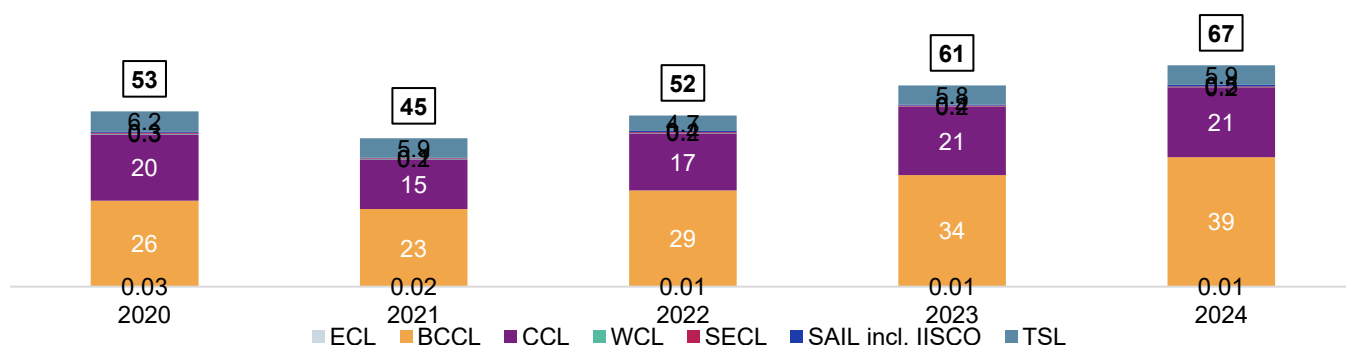
### Coking coal resources of India as on April 1, 2024

Coal Type	Measured (331)	Indicated (332)	Inferred (333)	Total (MMT)
Prime Coking	5133	311	0	5443
Medium Coking	17402	10409	1761	29572
Semi-Coking	530	1081	186	1797
Grand Total (MMT)	23064	11801	1948	36813

Source: Coal Directory 2023- 24

In Fiscal 2025, the total coking coal produced in India was 66 MMT, out of which more than 50% was produced by BCCL (59%). Production share of CCL was approximately 31% while remaining was by ECL, WCL, SECL and other private companies including SAIL and Tata Steel.

### Company-wise coking coal production (MMT)

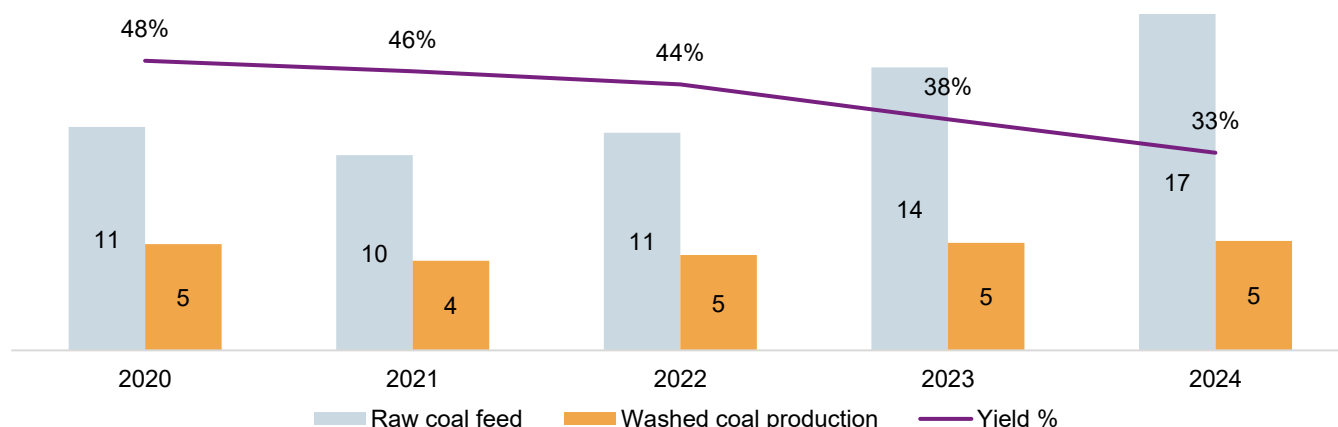


Source: Ministry of Coal-Coal Directory of India 2019-20, 2020-21, 2021-22, 2022-23, 2023-24, 2024-25, Year is Fiscal year

### Steel sector demand for domestic washed coal in light of changing technology and capacity enhancement for steel production

Over the last 5 years, only about 20-30% of coking coal produced was washed with an average yield of approximately 45% resulting in a final production of washed coal of only approximately 5 MT, used in blast furnaces. It may be noted here that Washery I-VI grade coking coal is required to be washed before utilization by the steel sector.

### Coking coal washery performance (MMT)



Source: Coal Directory, 2020, 2021, 2022, 2023, 2024, 2025

In India, as most of the coking coal is of low grade it cannot be directly used in steel sector and most of it is diverted to other sectors. Indian coking coal has high ash content and poor coking properties, thus, for efficient operation of Blast furnaces, Indian steel industry imports coking coal of good quality and blends it with inferior quality Indian coking coal.

Raw coking coal production in India during Fiscal 2024 was 67 MMT out of which 62 MMT was below W-II grade. Total raw coking coal fed into washeries was approximately 17 MMT from which 5.4 MMT of washed coking coal was produced. Out of the total washed coal produced, 3.2 MMT was used in coke ovens plants for blending purposes with imported coal. Thus, 3.2 MMT of domestic coal was blended with imported coking coal to produce coke during Fiscal 2024, while the total coking coal imports during that period was 58 MMT resulting in an average 6% domestic coking coal blending happening in India in Fiscal 2024.

## Probable demand for domestic washed coal in view of government focus on Import substitution

The Ministry of Coal (MoC) has set a goal to produce 1150 MMT<sup>49</sup> of domestic coal by Fiscal 2026 and 1500 MMT by Fiscal 2030<sup>50</sup> to advance the vision of Atma-Nirbhar Bharat ensuring India's energy security by substituting imported coal with domestic coal. In Fiscal 2025, India produced approximately 1048 MMT coal.

India's import dependency is owing to various factors, including smaller and lower quality reserves of coking coal in India, less availability of high GCV coal, challenges in developing new coal mines related to land acquisition, delay on obtaining statutory clearance etc. and logistics constraints for evacuation. Domestic coal production has significantly increased from approximately 556 MMT in Fiscal 2015 to approximately 1048 MMT in Fiscal 2025, depicting a growth of approximately 88% in last ten years, so also the demand has significantly grown from 816 MMT to 1219 MMT in the last 10 years depicting a growth of 49%. However domestic coal production has been unable to meet the demand due to the above-mentioned challenges and desired quality of coal over the last decade. Hence this gap was met by imports. The Ministry of Coal, however, has taken several measures and efforts, to substitute coal imports.

approximately 60 MMT of annual imports continue to constitute import of coking coal due to lack of hard coking coal reserves in India, which can be utilized directly by steel mills in blast furnaces. India, despite having huge reserves of coal, has only a small part of it as coking coal, suitable for blast furnace operation. However, this coal is also characterized by relatively high ash content, low vitrinite, lower rank and inferior caking/coking properties. Therefore, under the present technology, they, at best, can be utilized as a blend to imported coking coals to some extent, and that too, after suitable washing. Due to the quality issue of Indian coking coal and also its limited availability in the country, Indian steel industries are highly dependent on low ash coking coal imports (on an average 85% and above).

According to "IMC Report on Augmentation and Consumption of Domestic Coking Coal by Steel Sector dated 16<sup>th</sup> July 2021" in order to achieve steelmaking capacity of 300 MTPA by Fiscal 2031 (as per National Steel Policy 2017), huge volumes of coking coal (approximately 161 MMT of coking coal at 14 % ash) would be required. Indian steel industry fulfils approximately 90% of its coking coal requirements through imports at present. Growth in steel production is expected to push up demand for metallurgical coking coal of India. Consequently, the government's initiative on Aatmanirbhar Bharat and Mission Coking Coal launched by Ministry of Coal in August 2021 wherein the projected demand for domestic washed coking coal is 40 MMT by Fiscal 2030 considering 25% blending with imported coal for steel making.

However, the implementation of stamp charging technology, as opposed to conventional top charging, across steel plants has the potential to reduce the percentage of hard coking coal in the blend and will facilitate usage of medium and semi- soft coal without impacting the coke. This enhances the blending ratio of Indian coking coal in the production of metallurgical coke. If this technology were to be adopted in all of India's steel plants, the blending of Indian coking coal could increase to around 35%, thereby necessitating approximately 56 MT of domestic washed coking coal. To meet this demand, it is estimated that around 170 MT of raw coking coal will need to be washed, which presents a substantial market opportunity for domestic coal producers and washeries.<sup>51</sup>

### Coal Import Substitution Measures

The Government has brought in a series of reforms and measures to address import substitution of coal. The critical points to be considered in import substitution are assured supply of quality and of quantity of coal by companies that will help in bridging the gap between the requirement and indigenous availability & to improve the quality.

The Ministry of Coal sets vision 2030 focusing on increasing domestic production of coal by Fiscal 2030 to nearly double fold through following in order to reduce non-essential import in the country:

- a) Vision 2030: Increase in coal and lignite production from CIL, SCCL, NLCIL, captive and commercial coal blocks
- b) Auction and operationalisation of more commercial/captive coal blocks.
- c) Formulated Coal Logistic Policy and coal evacuation plan for efficient evacuation of coal.
- d) Mission Coking Coal.
- e) Underground Mining of Coal.
- f) Technology Upgradation.

---

<sup>49</sup> Ministry of Coal, Action Plan 2025- 26

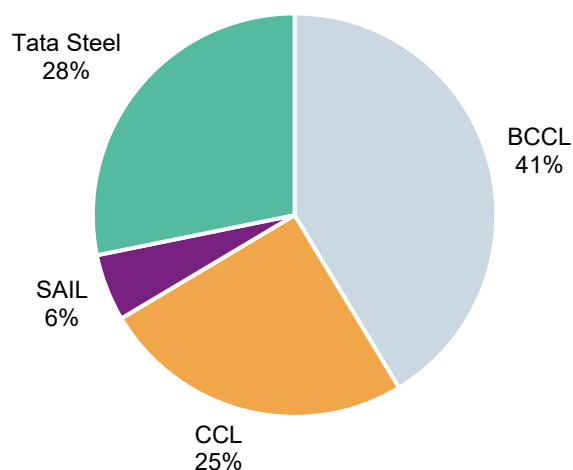
<sup>50</sup> PIB 9<sup>th</sup> August 2024

<sup>51</sup> Mission Coking Coal, August 2021

### Capacity enhancement and production of washed coal by setting up washeries

The total installed capacity of major coking coal washeries in India during Fiscal 2025 was approximately 46 MTPA; out of which, BCCL had the highest share of approximately 50%, followed by Tata Steel Limited (approximately 23%), CCL (approximately 20%), and SAIL (approximately 4%). Only approximately 30% of the total installed capacity of raw coking coal washeries in the country is being fed raw coking coal.

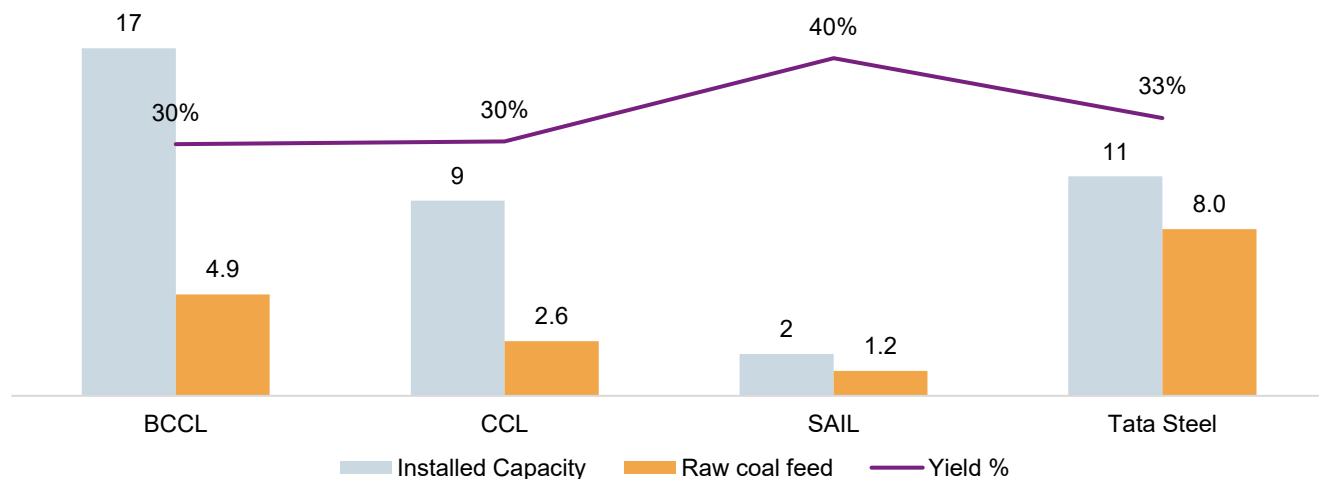
#### Share of raw coking coal washery capacity in Fiscal 2024 (%)



Source: Ministry of Coal-Coal Directory of India 2024-25

SAIL has the highest average yield of 46% followed by Tata steel (31%), CCL (32%) and BCCL (30%).

#### Coking coal washery performance in Fiscal 2025 (MMT)

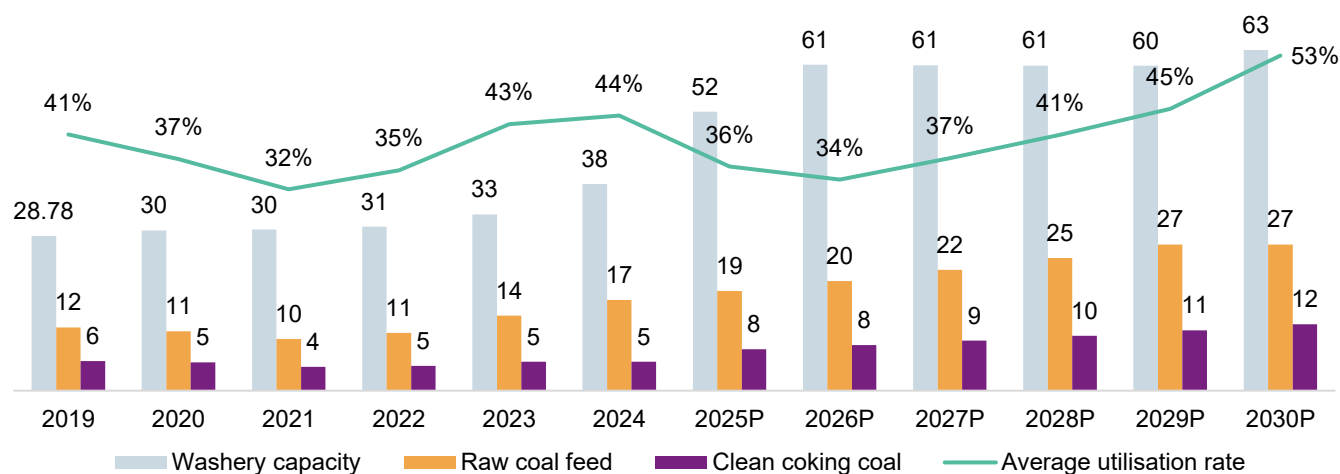


Source: Ministry of Coal-Coal Directory of India 2024-25, Crisil Intelligence

With various capacity additions planned for coking coal washeries, it is expected that the total installed capacity of coking coal washery in the country will be 63 MT by FY30 as against 38 MT in Fiscal 2024.

With the increase in washery capacity, the amount of raw coal that is fed to the washery is also expected to increase. The average utilization rate of the washeries is expected to increase in the coming years because of new installations with enhanced performance.

### Coking coal washery capacity expansion (MMT)



Source: Ministry of Coal; Projections by Crisil Intelligence; Year is Fiscal year; P: Projected

### Coal Bed Methane (CBM) demand and supply possibilities

Coal bed methane (CBM) is an unconventional form of natural gas (which contains 90-95% methane) found in coal deposits or coal seams and recovered by drilling a number of wells into the coal seam. It is a primary clean energy source of natural gas. India has a coal reserve of 389 billion tonnes, the world's fourth-largest coal reserves. The prognosticated CBM resources in the country are about 92 TCF (Trillion cubic feet) (approximately 2600 BCM- Billion cubic meters) in 12 states of India. 90% of CBM resources are untapped.

### Key statistics of CBM operation in India of CBM resources in India as on 31<sup>st</sup> March 2024

Sl. No.	Particulars	Details
1.	Total CBM rounds completed	6
2.	No. of CBM Blocks awarded in 6 rounds	40
3.	Estimated CBM Resource in Country	2,600 BCM (91.8 TCF)
4.	CBM Resources (from 33 Blocks)	1,767.06 BCM (62.4 TCF)
5.	Established CBM Reserves (GIP) (8 CBM Blocks)	342 BCM (12.10 TCF)
6.	Avg. Gas Production (FY 2023-24)	1.83 MMSCMD
7.	No. of CBM Blocks in Development/Production Phase	8
8.	No. of CBM Blocks in Exploration	7
9.	No. of CBM Blocks Under Relinquishment	12
10.	No. of CBM Blocks Relinquished	12
11.	No. of blocks under Arbitration	1
12.	Annual CBM Production in FY 2023-24	650 MMSCM
13.	Cumulative Production up to FY 2023-24	6.4 BCM

Source: India's Hydrocarbon Outlook 2023-24, Directorate General of Hydrocarbons

### Regulatory/ Policy environment

Directorate General of Hydrocarbons (DGH) under Ministry of Petroleum and Natural Gas (MoPNG) is the nodal agency for the CBM blocks (blocks are carved by DGH along with co-ordination from Ministry of Coal (MoC)/ Central Mine Planning & Design Institute Limited (CMPDI). MoPNG framed policy - CBM Policy 1997 wherein CBM being Natural Gas is explored and exploited under the provisions of Oil Fields (Regulation & Development) Act 1948 (ORD Act 1948) and Petroleum & Natural Gas Rules 1959 (P&NG Rules 1959).

The CBM policy covered Fiscal regime (licence fees, charges, surface rental, land acquisition charges, royalty, rights, commercial discovery bonus, Production Level Payments (bidding premium), and broad contract terms (size of the block, duration of contract- 38 years/40 years (tough area), relinquish conditions, marketing of gas etc.).

In 2017, MoPNG issued “Policy framework for early monetization of Coal Bed Methane” for providing marketing and pricing freedom and to address operational issues in the blocks. The policy allowed bidders to sell gas in market on arm’s length basis (through transparent competitive bidding to get best possible market price). Provision of further relaxations is also there in case no buyer is found on arm’s length basis. [In case discovered prices are less than the price notified (every six month) by the Petroleum Planning and Analysis Cell (PPAC) as per “New Domestic Natural Gas Pricing Guidelines, 2014”) the notified prices shall be applicable for payment of taxes/ royalties etc.

## **Competition benchmarking across key players**

### **Business profile of BCCL**

Bharat Coking Coal Limited (BCCL) is a Public Sector Undertaking (PSU) and subsidiary of Coal India Limited (CIL) which is the largest coal producing company in the world with a production of 781 MMT in Fiscal 2025 and domestic market share of 74%. Established with a mandate to mine and supply coking coal, BCCL plays a pivotal role in fueling the nation’s steel sector, which relies heavily on its coal for production and manufacturing processes.

BCCL was founded on 1<sup>st</sup> January 1972 and was awarded the Miniratna status on 8<sup>th</sup> October 2014. The headquarters of BCCL is in Dhanbad, Jharkhand. BCCL has 32 operational mines, including 25 opencast, 3 underground and 4 mixed mines. BCCL holds total geological resources of 14,865 MMT out of which coking coal comprises of 7,910 MMT reserves. BCCL is the largest coking coal producer in the country, accounting for 58.50% of the domestic coking coal production in Fiscal 2025. As of 01<sup>st</sup> April 2024, India’s total coal resource is estimated to be 389.4 BT, with coking coal resources amounting to 36.8 BT. We hold 7.91 BT of these coking coal resources, as of 01<sup>st</sup> April 2024, making us the only source of prime coking coal in India.

The company has a robust fleet of Heavy Earth Moving Machinery (HEMM) of 520 vehicles comprising of dragline, shovel, dumper, dozer and drills. BCCL employed manpower of 32,118 individuals ensuring smooth operations and efficient delivery.

BCCL is a pioneer in modern mining technology and the market leader in coking coal washing, with the largest owned operational coking coal washing capacity of 13.65 MTPA (additional 1.7 MTPA operated by BCCL-TSL Washing Venture) in the country which is line with initiatives like Aatmanirbhar Bharat and Mission Coking Coal undertaken by Government of India towards self- sufficiency. As the market leader in coking coal, BCCL with its improving financials and expansion has opportunities to increase the production of coking coal and reduce imports. The revenue of operations of BCCL increased at a CAGR of 2.6% from Fiscal 2023 to 2025 and reported a net profit margin of 8.5% in Fiscal 2025. The company is debt-free with no long-term borrowings.

BCCL also ventured into Coal Bed Methane (CBM) production and solar energy projects, diversifying its portfolio and contributing to sustainable development. The company implemented highwall mining technology for underground mines in 2024. Jharia CBM block-I of BCCL encompasses an area of 26.55 km<sup>2</sup> and contains gas reserves estimated at 25,000 Mm<sup>3</sup><sup>52</sup>.

The demand for coking coal in India is expected to rise substantially, driven by the growth of the steel and power industries. The coking coal demand is expected to increase from 67 MMT in Fiscal 2025 to 104 MMT in Fiscal 2030 at a CAGR of 9.2%<sup>53</sup>. With the increasing demand for coking coal and improving modernization of BCCL by implementing mass production technologies, opening of new mines through MDO route and increasing underground production, it places the company in a unique position to expand and cater to the coking coal market. By promoting self-sufficiency in coking coal production, India can minimize reliance on imports, strengthen its energy security, and foster a more robust and resilient steel sector.

### **Operational Highlights**

As on 1<sup>st</sup> April 2024, BCCL holds total geological resources of 14,865 MMT out of which coking coal comprises of 7,910 MMT making BCCL one of the largest holders of coking coal resources in India. Jharia and Raniganj region hold the reserve of coking coal in India, making BCCL strategically important. BCCL’s coking coal is one

---

<sup>52</sup> Annual Report of BCCL FY 2024

<sup>53</sup> Demand estimates by Crisil Intelligence



of the most indigenous metallurgical coal resources in India. Thus, such significant resource base strengthens BCCL's position as a major player in the Indian Coking Coal Industry making less vulnerable to resource depletion.

BCCL, being the market leader in the domestic coking coal segment, produced 38.9 MMT coking coal out of a total production of 66.5 MMT in Fiscal 2025 capturing 58.50% of the market. The company also produced 1.6 MMT of non-coking coal aggregating to a total of 40.5 MMT in Fiscal 2025. BCCL produced 25.9 MMT of coking coal in Fiscal 2020 hence projecting a 50% growth to 38.9 MMT in Fiscal 2025.

### **Key operational advantages of BCCL**

The operational features and advantages of BCCL compared to other coal mining companies in the country include:

- **Technology pioneering:** BCCL is the first company in India to introduce Powered Support Longwall Technology at Moonidih underground coal mines in 1978.
- **Coal Washing Legacy:** BCCL is one of the oldest players in coal washing in India with several washeries operational since 1983.
- **Introduction of Highwall Mining:** In 2024, BCCL introduced highwall mining technology at ABOCP Mine, improving recovery rates in open-cast coal mines by accessing seams from the pit highwall. Another highwall project is set to be operational soon at Rajapur OCP.

BCCL produces coal through both departmental and (hired) contractual routes. The output per manshift (OMS) of the company is continuously increasing, indicating better productivity and utilization of assets. OMS has improved significantly from 3.8 tonnes in Fiscal 2023 to 6.5 tonnes in Fiscal 2025.

To extract coal from mines, the waste (rock) needs to be removed to access the mineral which is referred to as overburden (OB).

In Fiscal 2024, BCCL surpassed its previous records of production to produce 39.1 MMT of raw coking coal, representing a growth of 16% compared to Fiscal 2023. Further, in Fiscal 2025, BCCL also recorded its highest overburden removal of 182.4 Mm<sup>3</sup> and the second highest off take of 38.26 MMT, reflecting its commitment to operational growth and efficiency.

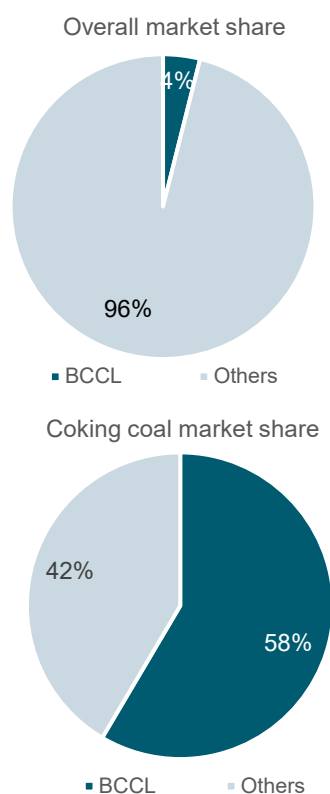
BCCL produced 40.5 MMT of coal in Fiscal 2025 out of which 31.8 MMT (78%) is through hired route. In Fiscal 2025, 78% of the opencast (OC) production is through hired routes. BCCL removed 182.4 Mm<sup>3</sup> of overburden (OB) in Fiscal 2025.

### **Market share in Indian end user market**

The total raw coal supply in India in year 2025 was 1048 MMT from different sources with 5.1% increase from 997 MT in 2024. India produced 66.5 MMT of coking coal and 981.5 MMT of non-coking coal in Fiscal 2025. BCCL is a major domestic player among the coal producing companies and it recorded a total production of 40.5 MMT of coal in Fiscal 2025, with coking coal contributing to 96%.

BCCL has a market share of 4% in overall domestic coal production and a 58.50% market share in coking coal production in Fiscal 2025.

## BCCL overall market share in India and in coking coal segment in Fiscal 2025



Source: Coal Directory of India

### Peers for BCCL

#### Domestic market

In India, BCCL has only CCL as its main competitor in the coking coal segment as these are the major commercial players selling coking coal. Other producers like SAIL and Tata Steel do not sell coking coal commercially and consume it for captive purposes and are not considered as peers. However, CIL subsidiary, MCL, who is the largest non-coking coal producers can be considered as competition in non-coking coal segment.

#### International market

In 2023, 1040 MMT<sup>54</sup> of coking coal was produced globally out of which China is the biggest player producing 554 MMT (53%), followed by Australia 169 MMT (16%), Russia 107 MMT (10%), India 57 MMT (5%), USA 55 MMT (5%), Canada 27 MMT (3%) and others.

The table below outlines the major coal companies in the top five countries which export coking coal to India and hence can be considered as competition for BCCL in upcoming years.

---

<sup>54</sup> Coal Directory of India, 2024; Global production numbers are for calendar years

**Revenue (Rs million) and production (MMT) of major global companies<sup>55</sup>**

Country	Company	Total coal production	Coking coal production	Total revenue	% Revenue from coal mining	Revenue from coking coal
Australia	BMA (50:50 alliance of BHP and Mitsubishi)	37.7	22.3 <sup>56</sup>	4,607,748	14%	479,584
	Anglo American	16.0	16.0	2,531,153	14%	342,943
	Glencore	113.6	7.5	<b>17,987,684</b>	8%	158,300
USA	Peabody Energy	121.7	7.0	378,029	100%	104,353
	Arch Resources	70.7	9.3	244,726	100%	118,104
	Alpha Metallurgical Resources	17.5	17.5	253,203	100%	253,203
	Ramaco Resources	3.2	3.2	57,938	100%	57,938
	Warrior Met Coal	7.2	7.2	130,589	100%	130,589
Canada	Teck Resources	24.0	24.0	932,241	56%	932,241
Russia	PJSC Rospadskaya <sup>57</sup>	21.5	21.5	223,316	100%	223,316

Source: Annual Reports; For Glencore and Anglo American-2023 data; for BHP, Peabody Energy, Arch Resources, Alpha Metallurgical Resources, Ramaco Resources, Warrior Met Coal and Teck Resources -2024 data; for PJSC Rospadskaya- 2022 data

1. Peabody Energy, USA- It is the largest coal producer of USA generating Rs 378,029 million of revenue and produced 121.7 MMT of coal including 7 MMT of coking coal in Fiscal 2024. The company generated 100% of its revenue from coal mining operations.
2. Arch resources- It is the second largest coal producer in USA generating Rs 244,726 million of revenue and produced 70.7 MMT of coal including 9.3 MMT of coking coal in Fiscal 2024. The company generated 100% of its revenue from coal mining operations.
3. Alpha Metallurgical Resources- It is the largest metallurgical coal producer of USA generating Rs 253,203 million of revenue and produced 14.6 MMT of coking coal in Fiscal 2024. The company generated 100% of its revenue from coking coal mining operations.
4. Ramaco Resources- It is a one of the major coking coal producers in USA generating Rs 57,938 million of revenue by producing 3.2 MMT of coking coal in Fiscal 2024. The company generated 100% of its revenue from coking coal mining operations.
5. Warrior Met Coal- It is a one of the major coking coal producers in USA generating Rs 130,589 million of revenue by producing 7.5 MMT of coking coal in Fiscal 2024. The company generated 100% of its revenue from coking coal mining operations.
6. Teck Resources, Canada- It is the largest coking coal producer in Canada generating Rs 932,241 million of revenue and produced 24 MMT of coking coal in Fiscal 2024. It does not produce thermal coal and generates 56% of revenue from coal mining operations.
7. BHP, Australia- It is one of the largest mining companies in the world producing several minerals like coal, iron ore, copper, and others. It generated a cumulative revenue of Rs 4,607,748 million in Fiscal 2024 out of which coal mining contributed 14% of the total revenue. The company has a 50:50 alliance with Mitsubishi called BMA (BHP- Mitsubishi Alliance) through which BHP's share was 22.3 MMT of coking coal in Fiscal 2024.

<sup>55</sup> For Glencore, PJSC Rospadskaya, Anglo American, Alpha Metallurgical Resources and Warrior Met coal the Fiscal year is from 1<sup>st</sup> January to 31<sup>st</sup> December; for BHP the Fiscal year is from 1<sup>st</sup> July to 30<sup>th</sup> June. The financials and production for companies of USA and Canada i.e. Peabody Energy, Arch Resources, , Ramaco Resources, and Teck Resources have been adjusted according to Fiscal year from 1<sup>st</sup> April to 31<sup>st</sup> March.

<sup>56</sup> 22.3 MMT is BHP's share of production out of 44.6 MMT

<sup>57</sup> The production and revenue data are for 2022 as 2023 data is not available.

8. Anglo American, Australia- It generated a cumulative revenue of Rs 2,531,153 million in 2023 out of which coking coal contributed 14% of the total revenue. It also operates in various other segments like iron ore, copper, manganese, nickel etc. It produced 16 MMT of coking coal in 2023.
9. Glencore, Australia- It is based out of Switzerland and one of the leading producers of coking coal in Australia with 113.6 MMT of coal production out of which coking coal contributed to 7.5 MMT in 2023. The company recorded a cumulative revenue of Rs 17,987,684 million with coal mining contributing to 8% of revenue in 2023.
10. PJSC Rajpadskaya- It is one of the leading coking coal producers in Russia with coking coal production of 21.5 MMT and recorded a revenue of Rs 223,316 million in 2022.

In order to undertake competition benchmarking, it is required to benchmark with listed companies of similar line of business and size in terms of revenue generation. After careful consideration and analysis, Alpha Metallurgical Resources and Warrior Met Coal have been considered as competition for BCCL for benchmarking in international market as other international companies like Peabody Energy, Arch Resources, Ramaco Resources, Teck Resources, BHP, Anglo American and Glencore are either too large in scale or have diverse minerals which is not a viable comparison. CCL and MCL although being a non-listed entities have been considered as these entities are involved in similar line of business catering to the coal mining industry.

### Financial benchmarking

#### Revenue from operations

BCCL achieved revenue of operations<sup>58</sup> of Rs 138,026 million in Fiscal 2025 which decreased from Rs 126,241 million in Fiscal 2023 at a CAGR of 4.56% during the period. Alpha Metallurgical Resources and Warrior Met Coal reported a CAGR of -13.65% and -4.75% respectively from Fiscal 2022 to 2024. CCL recorded revenue from operations of Rs 152,262 million in Fiscal 2023 which grew to Rs 169,200 million in Fiscal 2025. MCL recorded revenue from operations of Rs 269,862 million in Fiscal 2025.

#### Revenue from operations (Rs million) and CAGR 2023-25

Company	2023	2024	2025	H1 2024	H1 2025	CAGR 2023-25 <sup>59</sup>
BCCL	126,241	142,459	138,026	68,462	56,590	4.56%
CCL	152,262	166,964	169,200	NA	NA	5.42%
MCL	310,769	271,823	269,862	NA	NA	-6.81%
International Peers	2022	2023	2024	H1 2024	H1 2025	CAGR 2022-24
Alpha Metallurgical, USA	339,571	288,544	253,203	139,198	92,574	-13.65%
Warrior Met Coal, USA	143,950	139,361	130,589	75,108	51,107	-4.75%

Source: Annual Reports of BCCL, CCL, MCL; Annual report for Alpha Metallurgical Resources and Warrior Met Coal

Note: In case of listed International Peers the Financial Year begins on 1<sup>st</sup> January and ends on 31<sup>st</sup> December of that particular year. For comparison, the last three completed financial years 2022, 2023 and 2024 all ended on 31<sup>st</sup> December have been considered.

### EBITDA

<sup>58</sup> Revenue from operations means the revenue from operations as appearing in the Financial Statements of the companies

<sup>59</sup> Revenue CAGR for BCCL, is calculated by dividing the Revenue from operations for fiscal 2025 by the Revenue from operations for fiscal 2023, raising it to the power of one divided by the number of compounding periods i.e. 2 years, and subtracting by one, while for CCL and MCL it is calculated by dividing the Revenue from operations for fiscal 2024 by the Revenue from operations for fiscal 2023, raising it to the power of one divided by the number of compounding periods i.e. 1 years, and subtracting by one. Revenue CAGR for Alpha Metallurgical and Warrior Met Coal is calculated by dividing the Revenue from operations for fiscal 2024 by the Revenue from operations for fiscal 2022, raising it to the power of one divided by the number of compounding periods i.e. 2 years, and subtracting by one

BCCL reported EBITDA<sup>60</sup> of Rs 23,561 million in Fiscal 2025 which grew from Rs 8,913 million in Fiscal 2023 at a CAGR of 62.58% during the period. CCL recorded EBITDA of Rs 53,903 million in Fiscal 2023 which grew to Rs 64,565 million in Fiscal 2025. MCL recorded EBITDA of Rs 153,311 million in Fiscal 2025. Alpha Metallurgical Resources and Warrior Met Coal reported a CAGR of -51.57% and -29.89% respectively from Fiscal 2022 to 2024.

#### EBITDA (Rs million) and CAGR 2023-25

Company	2023	2024	2025	H1 2024	H1 2025	CAGR 2023-25 <sup>61</sup>
BCCL	8,913	24,939	23,561	13,735	4,599	62.58%
CCL	53,903	55,697	64,565	NA	NA	9.44%
MCL	198,060	166,369	153,311	NA	NA	12.02%
International Peers	2022	2023	2024	H1 2024	H1 2025	CAGR 2022-24
Alpha Metallurgical, USA	139,433	82,227	32,698	24,335	3,308	-51.57%
Warrior Met Coal, USA	76,979	57,913	37,837	26,333	7,634	-29.89%

Source: Annual Reports of BCCL, CCL, MCL; Annual report for Alpha Metallurgical Resources and Warrior Met Coal

Note: In the case of listed international peers, the Financial Year begins on 1st January and ends on 31st December of that particular year. For comparison, the last three completed financial years 2022, 2023 and 2024 all ended on 31st December has been considered.

#### Profit After Tax (PAT)

BCCL reported PAT<sup>62</sup> of Rs 12,402 million in Fiscal 2025 which grew from Rs 6,648 million in Fiscal 2023 at a CAGR of 36.59% during the period. CCL recorded PAT of Rs 33,987 million in Fiscal 2023 which grew to Rs 40,395 million in Fiscal 2025 at a CAGR of 9.02%. MCL recorded PAT of Rs 108,251 million in Fiscal 2025 which decreased from Rs 134,702 million in Fiscal 2023. Alpha Metallurgical Resources and Warrior Met Coal reported a CAGR of -63.40% and -36.43% respectively from Fiscal 2022 to 2024.

#### PAT (Rs million) and CAGR 2023-25

Company	2023	2024	2025	H1 2024	H1 2025	CAGR 2023-25 <sup>63</sup>
BCCL	6,648	15,645	12,402	7,487	1,239	36.59%
CCL	33,987	36,611	40,395	NA	NA	9.02%
MCL	134,581	118,416	108,251	NA	NA	10.31%
International Peers	2022	2023	2024	H1 2024	H1 2025	CAGR 2022-24

<sup>60</sup> Operating EBITDA is calculated as profit / (loss) for the period / year, plus finance costs, total taxes, and depreciation and amortization expense less other income

<sup>61</sup> EBITDA CAGR for BCCL, is calculated by dividing the EBITDA for fiscal 2025 by the EBITDA for fiscal 2023, raising it to the power of one divided by the number of compounding periods i.e. 2 years, and subtracting by one, while for CCL and MCL it is calculated by dividing the EBITDA for fiscal 2024 by the EBITDA for fiscal 2023, raising it to the power of one divided by the number of compounding periods i.e. 1 years, and subtracting by one. Revenue CAGR for Alpha Metallurgical and Warrior Met Coal is calculated by dividing the EBITDA for fiscal 2024 by the EBITDA for fiscal 2022, raising it to the power of one divided by the number of compounding periods i.e. 2 years, and subtracting by one

<sup>62</sup> Profit after tax (PAT) means profit / (loss) for the period/financial year as appearing in the Financial Information of the companies

<sup>63</sup> PAT CAGR for BCCL, is calculated by dividing the PAT for fiscal 2025 by the PAT for fiscal 2023, raising it to the power of one divided by the number of compounding periods i.e. 2 years, and subtracting by one, while for CCL and MCL it is calculated by dividing the PAT for fiscal 2024 by the PAT for fiscal 2023, raising it to the power of one divided by the number of compounding periods i.e. 1 years, and subtracting by one. PAT CAGR for Alpha Metallurgical and Warrior Met Coal is calculated by dividing the PAT for fiscal 2024 by the PAT for fiscal 2022, raising it to the power of one divided by the number of compounding periods i.e. 2 years, and subtracting by one

Company	2023	2024	2025	H1 2024	H1 2025	CAGR 2023-25 <sup>63</sup>
Alpha Metallurgical, USA	119,925	60,009	16,061	15,154	-3,328	-63.40%
Warrior Met Coal, USA	53,093	39,784	21,457	17,333	-219	-36.43%

Source: Annual Reports of BCCL, CCL, MCL; Annual report for Alpha Metallurgical Resources and Warrior Met Coal

Note: In the case of listed international peers, the Financial Year begins on 1st January and ends on 31st December of that particular year. For comparison, the last three completed financial years 2022, 2023 and 2024 all ended on 31st December has been considered.

#### PAT margin (% Total income)

BCCL reported a 8.61% in Fiscal 2025 which grew from 5.11% in Fiscal 2023. CCL recorded a PAT margin of 20.75% in Fiscal 2023 which grew to 22.89% in Fiscal 2025. MCL recorded a PAT margin of 37.77% in Fiscal 2025. Alpha Metallurgical Resources and Warrior Met Coal reported a PAT margin of 6.30% and 16.08% respectively in Fiscal 2024.

#### PAT margin (% total income)

Company	2023	2024	2025	H1 2024	H1 2025
BCCL	5.11%	10.68%	8.61%	10.56%	1.96%
CCL	20.75%	20.73%	22.89%	NA	NA
MCL	41.20%	40.64%	37.77%	NA	NA
International Peers	2022	2023	2024	H1 2024	H1 2025
Alpha Metallurgical, USA	35.23%	20.73%	6.30%	11.09%	-3.57%
Warrior Met Coal, USA	36.61%	27.87%	16.08%	22.64%	-0.42%

Source: Annual Reports of BCCL, CCL, MCL; Annual report for Alpha Metallurgical Resources and Warrior Met Coal

Note: In the case of listed international peers, the Financial Year begins on 1st January and ends on 31st December of that particular year. For comparison, the last three completed financial years 2022, 2023 and 2024 all ended on 31st December has been considered.

#### Return on Network

BCCL recorded return on net worth<sup>64</sup> of 19.22% in Fiscal 2023, 34.21% in Fiscal 2024 and 20.83% in Fiscal 2025. CCL reported a return on net worth of 34.55% in Fiscal 2023 which decreased to 26.52% in Fiscal 2025. MCL recorded a return on network of 62.70% in Fiscal 2025 declining from 125.15% in Fiscal 2023. Alpha Metallurgical Resources and Warrior Met Coal recorded return on network of 11.48% and 12.82% respectively in Fiscal 2024.

#### Return on net worth

Company	2023	2024	2025	H1 2024	H1 2025
BCCL	19.22%	34.21%	20.83%	13.12%	2.00%
CCL	34.55%	29.35%	26.52%	NA	NA
MCL	125.15%	80.36%	62.70%	NA	NA

<sup>64</sup> Return on Net Worth is calculated as restated profit / (loss) for the period / year divided by average net worth. Net Worth is the total equity attributable to equity-holders of the company, as appearing in the Restated Financial Information less OCI - Re-measurement of Defined Benefits Plans (net of Tax) Reserve. Average net worth is the sum of opening and closing net worth divided by two.

Company	2023	2024	2025	H1 2024	H1 2025
International Peers	2022	2023	2024	H1 2024	H1 2025
Alpha Metallurgical, USA	200.92%	47.33%	11.48%	11.27%	-2.31%
Warrior Met Coal, USA	88.61%	28.87%	12.82%	10.61%	-0.12%

Source: Annual Reports of BCCL, CCL, MCL; Annual report for Alpha Metallurgical Resources and Warrior Met Coal

Note: In the case of listed international peers, the Financial Year begins on 1st January and ends on 31st December of that particular year. For comparison, the last three completed financial years 2022, 2023 and 2024 all ended on 31st December has been considered.

### Return on capital employed (ROCE)

BCCL recorded ROCE<sup>65</sup> of 16.56% in Fiscal 2023, 47.20% in Fiscal 2024 and 30.13% in Fiscal 2025. CCL reported a ROCE of 47.62% in Fiscal 2023 and 36.19% in Fiscal 2025. MCL recorded a ROCE of 82.44% in Fiscal 2025. Alpha Metallurgical Resources and Warrior Met Coal recorded ROCE of 13.44% and 13.67% respectively in fiscal 2024.

### Return on capital employed

Company	2023	2024	2025	H1 2024	H1 2025
BCCL	16.56%	47.20%	30.13%	20.72%	4.28%
CCL	47.62%	38.53%	36.19%	NA	NA
MCL	175.49%	106.26%	82.44%	NA	NA
International Peers	2022	2023	2024	H1 2024	H1 2025
Alpha Metallurgical, USA	218.85%	56.46%	13.44%	12.86%	-3.06%
Warrior Met Coal, USA	93.08%	30.20%	13.67%	11.25%	0.03%

Source: Annual Reports of BCCL, CCL, MCL; Annual report for Alpha Metallurgical Resources and Warrior Met Coal

Note: In the case of listed international peers, the Financial Year begins on 1st January and ends on 31st December of that particular year. For comparison, the last three completed financial years 2022, 2023 and 2024 all ended on 31st December has been considered.

### Capital expenditures (CAPEX)

BCCL recorded CAPEX<sup>66</sup> of Rs 9,865 million in Fiscal 2023, Rs 12,375 million in Fiscal 2024 and Rs 18,149 million in Fiscal 2025. CCL reported CAPEX of Rs 37,581 million in Fiscal 2024 and Rs 50,305 million in Fiscal 2025. MCL recorded a CAPEX of Rs 29,075 million in Fiscal 2025. Alpha Metallurgical Resources and Warrior Met Coal employed CAPEX of Rs 17,025 million and Rs 39,147 million respectively in Fiscal 2024.

### CAPEX (Rs million)

Company	2023	2024	2025	H1 2024	H1 2025
BCCL	9,865	12,375	18,149	4,724	3,436
CCL	27,114	37,581	50,305	NA	NA

<sup>65</sup> Return on average capital employed (ROCE) refers to the EBIT divided by average capital employed for the year/period. EBIT means restated profit / (loss) for the period / year, plus finance costs and total taxes. Capital employed is the total equity attributable to equity-holders of the company, as appearing in the Restated Financial Information plus non-current borrowings. Average capital employed is the sum of opening and closing capital employed divided by two.

<sup>66</sup> Capex refers to the total Capital Expenditure for the respective financial years.

Company	2023	2024	2025	H1 2024	H1 2025
MCL	42,795	39,388	29,075	NA	NA
International Peers	2022	2023	2024	H1 2024	H1 2025
Alpha Metallurgical, USA	13,603	20,395	17,025	10,408	6,252
Warrior Met Coal, USA	16,992	40,868	39,147	17,580	12,273

Source: Annual Reports of BCCL, CCL, MCL; Annual report for Alpha Metallurgical Resources and Warrior Met Coal

Note: In the case of listed international peers, the Financial Year begins on 1st January and ends on 31st December of that particular year. For comparison, the last three completed financial years 2022, 2023 and 2024 all ended on 31st December has been considered

### Current ratio

BCCL recorded a current ratio<sup>67</sup> of 0.96 in fiscal 2023, 1.21 in fiscal 2024 and 1.19 in fiscal 2025. CCL reported a current ratio of 1.31 in fiscal 2023 and 1.43 in fiscal 2024 and fiscal 2025. MCL recorded a current ratio of 1.95 in fiscal 2025. Alpha Metallurgical Resources and Warrior Met Coal recorded the current ratio of 4.13 and 5.20 respectively in fiscal 2024.

### Current ratio

Company	2023	2024	2025	H1 2024	H1 2025
BCCL	0.96	1.21	1.19	1.19	1.00
CCL	1.31	1.43	1.43	NA	NA
MCL	1.97	2.02	1.95	NA	NA
International Peers	2022	2023	2024	H1 2024	H1 2025
Alpha Metallurgical, USA	2.53	3.38	4.13	3.55	4.06
Warrior Met Coal, USA	7.66	7.24	5.20	6.37	4.59

Source: Annual Reports of BCCL, CCL, MCL; Annual report for Alpha Metallurgical Resources and Warrior Met Coal

Note: In the case of listed international peers, the Financial Year begins on 1st January and ends on 31st December of that particular year. For comparison, the last three completed financial years 2022, 2023 and 2024 all ended on 31st December has been considered

### Net asset value per equity share (NAVPS)

BCCL recorded NAVPS<sup>68</sup> of Rs 8.14 in fiscal 2023, Rs 11.50 in fiscal 2024 and Rs 14.07 in fiscal 2025. CCL reported NAVPS of Rs 11.87 in fiscal 2023 which decreased to Rs 8.87 in fiscal 2025. MCL recorded NAVPS of Rs 13.86 in fiscal 2025. Alpha Metallurgical Resources and Warrior Met Coal recorded NAVPS of Rs 11,182 and Rs 3,424 respectively in fiscal 2024.

### Net asset value per equity share (Rs)

Company	2023	2024	2025	H1 2024	H1 2025
BCCL	8.14	11.50	14.07	13.01	12.52
CCL	11.87	7.34	8.87	NA	NA
MCL	20.09	12.22	13.86	NA	NA

<sup>67</sup> Current ratio has been calculated as current assets divided by current liabilities as at the end of the financial year.

<sup>68</sup> Net asset value (NAV) per equity share refers to Net worth as at the end of the year / period divided by number of equity shares outstanding at the end of the financial year. Net Worth is the total equity attributable to equity-holders of the company, as appearing in the Restated Financial Information less OCI - Re-measurement of Defined Benefits Plans (net of Tax) Reserve.



International Peers		2022	2023	2024	H1 2024	H1 2025
Alpha Metallurgical, USA		6,825	9,513	11,182	10,854	10,898
Warrior Met Coal, USA		2,321	2,998	3,424	3,272	3,388

Source: Annual Reports of BCCL, CCL, MCL; Annual report for Alpha Metallurgical Resources and Warrior Met Coal

Note: In the case of listed international peers, the Financial Year begins on 1st January and ends on 31st December of that particular year. For comparison, the last three completed financial years 2022, 2023 and 2024 all ended on 31st December has been considered

### Earnings per share (EPS)

BCCL recorded EPS<sup>69</sup> of Rs 1.43 in fiscal 2023, Rs 3.36 in fiscal 2024 and Rs 2.66 in fiscal 2025. CCL reported EPS of Rs 19.47 in fiscal 2024 and Rs 21.49 in fiscal 2025. MCL recorded EPS of Rs 81.78 in fiscal 2025. Alpha Metallurgical Resources and Warrior Met Coal recorded EPS of Rs 1,234 and Rs 410 respectively in fiscal 2024.

### Earnings per share (Rs) (basic)

Company	2023	2024	2025	H1 2024	H1 2025
BCCL	1.43	3.36	2.66	1.61	0.27
CCL	36.16	19.47	21.49	NA	NA
MCL	203.35	89.46	81.78	NA	NA
International Peers	2022	2023	2024	H1 2024	H1 2025
Alpha Metallurgical, USA	6,857	4,254	1,234	1193	-255
Warrior Met Coal, USA	1,028	765	410	332	-4

Source: Annual Reports of BCCL, CCL, MCL; Annual report for Alpha Metallurgical Resources and Warrior Met Coal

Note: In the case of listed international peers, the Financial Year begins on 1st January and ends on 31st December of that particular year. For comparison, the last three completed financial years 2022, 2023 and 2024 all ended on 31st December has been considered

### Earnings per share (Rs) (diluted)

Company	2023	2024	2025	H1 2024	H1 2025
BCCL	1.43	3.36	2.66	1.61	0.27
CCL	36.16	19.47	21.49	NA	NA
MCL	203.25	89.46	81.78	NA	NA
International Peers	2022	2023	2024	H1 2024	H1 2025
Alpha Metallurgical, USA	6,581	4,098	1,223	1177	-255
Warrior Met Coal, USA	1,027	765	410	331	-4

Source: Annual Reports of BCCL, CCL, MCL; Annual report for Alpha Metallurgical Resources and Warrior Met Coal

Note: In the case of listed international peers, the Financial Year begins on 1st January and ends on 31st December of that particular year. For comparison, the last three completed financial years 2022, 2023 and 2024 all ended on 31st December has been considered

<sup>69</sup> Earnings per share (EPS) equals profit for the year attributable to the shareholders of the company divided by the Weighted average number of Equity Shares outstanding during the year. Since there is no dilutive capital, Basic and Diluted EPS would be same.

## Operational benchmarking

### Production

BCCL produced 40.5 MMT of coal in fiscal 2025 out of which coking coal contributed to 38.9 MMT. The production of the company has increased from 36.2 MMT in fiscal 2023 to 40.5 MMT in fiscal 2025 i.e. at a CAGR of 5.8%. CCL produced 76.1 MMT in fiscal 2023 which improved to 87.5 MMT in fiscal 2025, however the share of coking coal was 20.6 MMT in fiscal 2023 and 20.5 MMT in fiscal 2025.

MCL produced 100% non-coking coal of 225.2 MMT in fiscal 2025. Alpha Metallurgical Resources and Warrior Met Coal produced 15.7 MMT and 7.5 MMT of coal respectively in fiscal 2024.

### Coking and non-coking coal production (MMT)

Company		2023	2024	2025	H1 2024	H1 2025
Coking coal						
BCCL		33.7	39.1	38.9	18.4	15.1
CCL		20.6	21.1	20.5	NA	NA
MCL		-	-	-	NA	NA
Non coking coal						
BCCL		2.5	2.0	1.6	0.7	0.7
CCL		55.5	65.0	67.0	NA	NA
MCL		193.3	206.1	225.2	NA	NA
Total coal						
BCCL		36.2	41.1	40.5	19.1	15.8
CCL		76.1	86.1	87.5	NA	NA
MCL		193.3	206.1	225.2	NA	NA
International Peers		2022	2023	2024	H1 2024	H1 2025
Coking coal						
Alpha Metallurgical, USA		13.9	14.8	14.6	NA	NA
Warrior Met Coal, USA		5.7	6.9	7.5	3.83	4.14
Non coking coal						
Alpha Metallurgical, USA		2.2	1.9	1.1	NA	NA
Warrior Met Coal, USA		-	-	-	NA	NA
Total coal						
Alpha Metallurgical, USA		16.1	16.7	15.7	NA	NA
Warrior Met Coal, USA		5.7	6.9	7.5	3.83	4.14

Source: Coal Directory of India, 2024; Monthly Statistical Report- March 2025, Ministry of Coal; Annual report for Alpha Metallurgical Resources and Warrior Met Coal

Note: In the case of listed international peers, the Financial Year begins on 1st January and ends on 31st December of that particular year. For comparison, the last three completed financial years 2022, 2023 and 2024 all ended on 31st December has been considered

### Production (type of mine)

BCCL produced 39.4 MMT (97.3%) of coal through open cast method out of 40.5 MMT of total production in fiscal 2025. CCL produced 86.8 MMT (99.2%) of coal through open cast method out of 87.5 MMT of total production while MCL produced 224.7 MMT (99.8%) of coal through open cast method out of 225.2 MMT in fiscal 2025.

### Opencast and underground coal production (MMT)

Company		2023	2024	2025	H1 2024	H1 2025
Opencast						
BCCL		35.5	40.3	39.4	18.5	15.4
CCL		75.2	85.3	86.8	NA	NA
MCL		192.8	205.6	224.7	NA	NA
Underground						
BCCL		0.7	0.8	1.1	0.6	0.3
CCL		0.9	0.8	0.7	NA	NA
MCL		0.5	0.5	0.5	NA	NA
Total coal						
BCCL		36.2	41.1	40.5	19.1	15.7
CCL		76.1	86.1	87.5	NA	NA
MCL		193.3	206.1	225.2	NA	NA
International Peers		2022	2023	2024	H1 2024	H1 2025
Opencast						
Alpha USA	Metallurgical,	NA	NA	NA	NA	NA
Warrior USA	Met Coal,	-	-	-	-	-
Underground						
Alpha USA	Metallurgical,	NA	NA	NA	NA	NA
Warrior USA	Met Coal,	5.7	6.9	7.5	3.83	4.14
Total coal						
Alpha USA	Metallurgical,	16.1	16.7	15.7	NA	NA
Warrior USA	Met Coal,	5.7	6.9	7.5	3.83	4.14

Source: Coal Directory of India, 2024; Monthly Statistical Report- March 2025, Ministry of Coal; Annual report for Alpha Metallurgical Resources and Warrior Met Coal

Note: In the case of listed international peers, the Financial Year begins on 1st January and ends on 31st December of that particular year. For comparison, the last three completed financial years 2022, 2023 and 2024 all ended on 31st December has been considered

## Offtake

BCCL despatched 38.3 MMT of coal in fiscal 2025 which has increased from 35.5 MMT in fiscal 2023. Most of the coal is fed to the power plant, while others are fed to washery, steel plants, fertilizer etc. For CCL, the despatch has increased from 75.0 MMT in fiscal 2023 to 85.8 MMT in fiscal 2025.

### Coal despatch by different companies (MMT)

Company	2023	2024	2025	H1 2024	H1 2025
BCCL	35.5	39.2	38.3	18.6	17.1
CCL	75.0	82.9	85.8	NA	NA
MCL	192.8	198.9	212.0	NA	NA
International Peers	2022	2023	2024	H1 2024	H1 2025
Alpha Metallurgical, USA	16.4	17.1	17.1	8.92	7.64
Warrior Met Coal, USA	5.1	6.8	7.2	3.84	3.98

Source: Coal Directory of India, 2024; Monthly Statistical Report- March 2025, Ministry of Coal; Annual report for Alpha Metallurgical Resources and Warrior Met Coal

Note: In the case of listed international peers, the Financial Year begins on 1st January and ends on 31st December of that particular year. For comparison, the last three completed financial years 2022, 2023 and 2024 all ended on 31st December has been considered

## Overburden removal

BCCL removed 182.4 Mm<sup>3</sup> of overburden in fiscal 2025 which increased from 114.5 Mm<sup>3</sup> in fiscal 2023. CCL and MCL removed 118.6 Mm<sup>3</sup> and 337.6 Mm<sup>3</sup> of overburden in fiscal 2025.

### Overburden removal (Mm<sup>3</sup>)

Company	2023	2024	2025	H1 2024	H1 2025
BCCL	114.5	149.3	182.4	87.4	81.4
CCL	106.6	121.3	118.8	NA	NA
MCL	229.5	276.5	337.6	NA	NA
International Peers	2022	2023	2024	H1 2024	H1 2025
Alpha Metallurgical, USA	NA	NA	NA	NA	NA
Warrior Met Coal, USA	NA	NA	NA	NA	NA

Source: Coal Directory of India, 2024; Monthly Statistical Report- March 2025, Ministry of Coal; Annual report for Alpha Metallurgical Resources and Warrior Met Coal

Note: In the case of listed international peers, the Financial Year begins on 1st January and ends on 31st December of that particular year. For comparison, the last three completed financial years 2022, 2023 and 2024 all ended on 31st December has been considered

## Output per manshift (OMS)

BCCL produced 40.5 MMT of coal in fiscal 2025 at overall OMS (tonne) of 6.5 in fiscal 2025. CCL and MCL achieved OMS of 12.1 and 28.8 respectively in fiscal 2024.

BCCL's OMS is lower compared to its peers, primarily due to a higher strip ratio resulting from the deeper deposits of BCCL which requires a higher amount of overburden removal to extract the same amount of coal.

## Output per manshift

Company	2023	2024	2025	H1 2024	H1 2025
BCCL	3.8	5.9	6.5	5.9	5.2
CCL	10.2	12.1	NA	NA	NA
MCL	35.4	28.8	NA	NA	NA
International Peers	2022	2023	2024	H1 2024	H1 2025
Alpha Metallurgical, USA	NA	NA	NA	NA	NA
Warrior Met Coal, USA	NA	NA	NA	NA	NA

Source: Coal Directory of India, 2024; Monthly Statistical Report- March 2025, Ministry of Coal; Annual report for Alpha Metallurgical Resources and Warrior Met Coal

Note: In the case of listed international peers, the Financial Year begins on 1st January and ends on 31st December of that particular year. For comparison, the last three completed financial years 2022, 2023 and 2024 all ended on 31st December has been considered

## Production of washed coking coal

BCCL is a market leader in coking coal washery capacity in India with a cumulative capacity of 37.4 MTPA (including upcoming washeries) and owned operational capacity of 13.65 MTPA, while CCL has a capacity of 9.4 MTPA in fiscal 2024. BCCL produced 1.65 MMT of washed coking coal in fiscal 2025 which increased from 1.43 MMT in fiscal 2023. CCL produced 0.77 MMT of washed coking coal in fiscal 2025. MCL does not produce washed coking coal

## Washed coking coal production

Company	2023	2024	2025	H1 2024	H1 2025
BCCL	1.43	1.46	1.65	0.8	0.7
CCL	0.72	0.80	0.77	NA	NA
MCL	-	-	-	NA	NA
International Peers	2022	2023	2024	H1 2024	H1 2025
Alpha Metallurgical, USA	NA	NA	NA	NA	NA
Warrior Met Coal, USA	NA	NA	NA	NA	NA

Source: Coal Directory of India, 2024; Monthly Statistical Report- March 2025, Ministry of Coal; Annual report for Alpha Metallurgical Resources and Warrior Met Coal

Note: In the case of listed international peers, the Financial Year begins on 1st January and ends on 31st December of that particular year. For comparison, the last three completed financial years 2022, 2023 and 2024 all ended on 31st December has been considered

## Key observations

Bharat Coking Coal Limited (BCCL), stands out as the market leader in coking coal production in India, boasting a competitive advantage due to its high-volume coking coal production of 38.9 MMT in Fiscal 2025 with a 58.50% domestic market share in coking coal and largest commercial coking coal washing capacity in the country. The company's financial health is robust, with growing revenue numbers and improving profit margins, positioning it for expansion and diversification into new domains.

BCCL has vast resources of coking coal and is the largest domestic producer of coking coal. In addition, the strategic location of BCCL mines in the Jharia coalfield, which is rich in prime coking coal, allows easy access

to prime coking coal. The company has majority of coal resources within a radius of 40 km<sup>70</sup>. The majority reserves are primarily free from major geological disturbances. BCCL has a unique advantage of being the only source of prime coking coal in the country along with a favourable geographical location with good rail/road connectivity. In an industry where resource availability is a limiting factor, BCCL's possession of extensive reserves enables BCCL in long term planning and strategic development.

BCCL has also identified few underground mines for reopening through MDO mode on a revenue sharing basis, out of which six mines with a cumulative capacity of 8.4 MTPA have been awarded for operation.

As a debt-free company, it has limited liabilities, providing substantial growth prospects. Looking ahead, BCCL is focused on expansion, adding washery capacity and monetizing old assets to fuel future growth. However, one challenge the company faces is the low per-tonne realization of its coking coal, primarily due to the lower grades of coal produced. BCCL has demonstrated its ability to adapt and implement new technologies, increasing production while ensuring the safety of its personnel. It has also introduced highwall mining technology in Fiscal 2024. BCCL uses its expertise in coal mining as a foundation to explore new opportunities in areas like Coal Bed Methane (CBM) and solar energy.

The rapidly growing economy and increasing demand for steel, is expected to push the demand for coking coal in upcoming years which presents an unexhaustive market to be catered by BCCL. According to National Steel Policy 2017, India aims to reach 300 MTPA of crude steel capacity by Fiscal 2031 from current crude steel capacity of 180 MMT<sup>71</sup> in Fiscal 2024. The increasing production capacity of the steel and other allied industries in India present considerable growth and expansion opportunities for coal mining companies in India. Further, the production of prime coking coal shall reduce imports, promote Aatmanirbhar Bharat and help in saving foreign exchange.

### **Key threats and challenges**

Although BCCL positions itself as a leader in the coking coal industry, there are certain threats and challenges to BCCL which pose a concern for its growth. BCCL produces lower grade of coking coal which belongs to the washery grade and is unable to be utilized in the steel plants. The reserves of BCCL are deep seated and located in the densely populated district of Jharkhand which is a challenge and causes hindrance in mining activities. The spontaneous heating of mines and continuous fire in the old underground working of Jharia poses a threat to the inhabitants and further lowers productivity. The lack of suitable technology to extract coal reserves from these areas is a major concern for BCCL, limiting its ability to tap into these valuable resources. The ongoing fires also result in significant economic losses and environmental degradation.

Additionally, India's reaffirmed obligations under the Paris Agreement, the consensus outcomes of COP28, and the national net-zero emissions target for 2070 collectively signal an accelerated long-term reduction in coal consumption. Further, in furtherance of these commitments, the Government of India, state governments or regulatory agencies may, among other things, (i) impose or escalate carbon taxes, coal cess or linkage to future emissions-trading schemes, (ii) enforce more stringent air-quality, water-discharge and methane-emission standards, (iii) limit fresh mine allocations or restrict expansion of existing mines, (iv) mandate progressive integration of carbon-capture, utilization and storage technologies, or (v) strengthen liabilities for mine closure and post-closure restoration.

The company needs to address these threats and challenges and improve its efficiency to ramp-up production and contribute to the nation's growth.

---

<sup>70</sup> Annual Report of BCCL 2024

<sup>71</sup> Source: Annual Report, Ministry of Mines

## OUR BUSINESS

*Some of the information in this section, including information with respect to our business plans and strategies, contain forward-looking statements that involve risks and uncertainties. You should read “Forward-Looking Statements” on page 22 for a discussion of the risks and uncertainties related to those statements and also the sections “Risk Factors”, “Industry Overview”, “Restated Financial Statements” and “Management’s Discussion and Analysis of Financial Condition and Results of Operations” on pages 33, 146, 299 and 422, respectively, as well as financial and other information contained in this Red Herring Prospectus as a whole, for a discussion of certain factors that may affect our business, financial condition or results of operations. Our actual results may differ materially from those expressed in or implied by these forward-looking statements.*

*Unless otherwise indicated or unless the context requires otherwise, the financial information included herein is based on our Restated Financial Information included in this Red Herring Prospectus. For further information, see “Restated Financial Information” on page 299. Unless the context otherwise requires, in this section, references to “the Company”, “our Company”, “we”, “us” or “our” are to Bharat Coking Coal Limited. Our Company’s financial year commences on April 1 and ends on March 31 of the immediately subsequent year, and references to a particular Fiscal are to the 12 months ended March 31 of that year.*

*We have included certain information in relation to our reserves, resources, capacity utilization and estimates from the report dated December 2, 2025 prepared by SRK, an independent mining and geological consultancy firm (“SRK Report”). Estimates included in the SRK Report are subject to certain assumptions. Actual reserves and production levels may differ significantly from reserve estimates. For further information, see “Risk Factors – Information relating to our reserve and resource base included in this Red Herring Prospectus are estimates, and our actual production, revenues and expenditure with respect to our reserves and resources may differ materially from these estimates. Additionally, certain reserve and resource base information provided in this Red Herring Prospectus has been prepared and classified in accordance with Indian Standard Procedure guidelines (the “ISP Guidelines”), which has not been audited by SRK Mining Services (India) Private Limited (“SRK”) and differs from international standards” on page 34.*

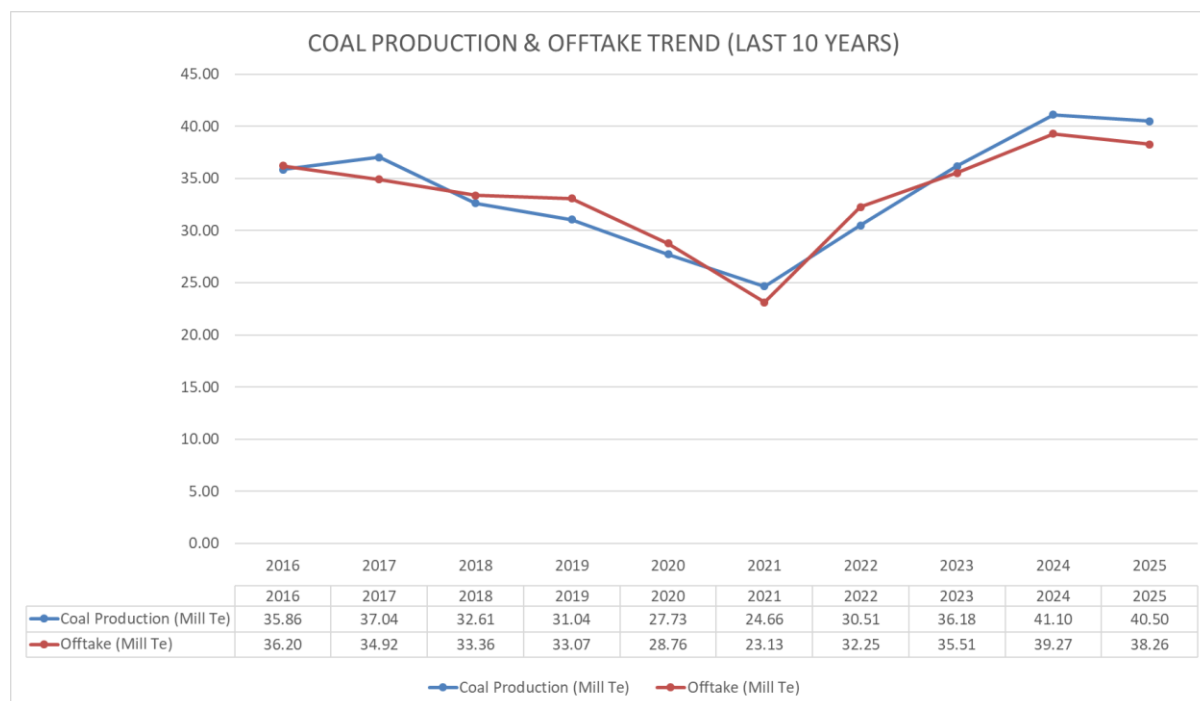
*Unless otherwise indicated, industry and market data used in this section has been derived from industry publications, in particular, the report titled “Report on Indian Coking Coal Industry” dated November, 2025 (the “CRISIL Report”) prepared and issued by CRISIL Limited, pursuant to an engagement letter dated January 19, 2025. The CRISIL Report has been exclusively commissioned and paid for by the Promoter Selling Shareholder in connection with the Offer. A copy of the CRISIL Report is available on the website of our Company at [www.bcclweb.in](http://www.bcclweb.in). Unless otherwise indicated, financial, operational, industry and other related information derived from the CRISIL Report and included herein with respect to any particular year/Fiscal refers to such information for the relevant calendar year/ Fiscal. For further information, see “Risk Factors – Certain sections of this Red Herring Prospectus disclose information from the CRISIL Report which is a paid report and commissioned and paid for exclusively in connection with the Offer and any reliance on such information for making an investment decision in the Offer is subject to inherent risks.” on page 73. Also see, “Certain Conventions, Presentation of Financial, Industry and Market Data and Currency of Presentation – Industry and Market Data” on page 18.*

## OVERVIEW

We are the largest coking coal producer in India in Fiscal 2025 in terms of coking coal production, which accounted for 58.50% of the domestic coking coal production in Fiscal 2025. (Source: CRISIL Report, Industry Overview on page 200) Our primary product is coking coal, with an estimated reserve of approximately 7,910 million tonnes, as of April 1, 2024, making us one of the largest coking coal reserve holder in India. (Source: CRISIL Report, Industry Overview on page 200) We produce various grades of coking coal, non-coking coal and washed coals for applications primarily in the steel and power industries.

We are a wholly-owned subsidiary of Coal India Limited (“CIL”) and were conferred with Mini Ratna status in 2014. We were incorporated in 1972 to mine and supply coking coal concentrated in mines located at Jharia, Jharkhand and Raniganj, West Bengal coalfields. We have expanded our operations significantly over the years, with our coal production increasing from 30.51 million tonnes in Fiscal 2022 to 40.50 million tonnes in Fiscal 2025, which is an increase of 32.74% over Fiscal 2022. Further, our coal production was 15.75 million tonnes in the six months period ended September 30, 2025, as compared to our coal production in six months period ended September 30, 2024, which was 19.09 million tonnes. In Fiscal 2024, we produced 39.11 million tonnes of coking coal and 1.99 million tonnes of non-coking coal, surpassing our previous records of coking coal production.

Since Fiscal 2021, we have strategically increased our production by adding capacity through incorporating heavy earth-moving machinery (“HEMM”) as part of our operations. This approach has been effective, as our production trend has been upward since then, achieving a record high in Fiscal 2024. In Fiscal 2024, we surpassed our previous records of production to produce 39.11 million tonnes of raw coal, recording our highest coking coal production. This highest raw coking coal production in Fiscal 2024 was 10.96% higher than the previous peak recorded in Fiscal 2017. Over the past three Fiscals, we have maintained steady growth in our coking coal production, with a CAGR of 5.80% in Fiscal 2025 compared to Fiscal 2023. The following graph explains our coking coal production and offtake trend for the last ten years:



We also recorded our highest raw coal offtake of 39.27 million tonne in Fiscal 2024, reflecting our commitment to operational growth and efficiency. Further, In Fiscal 2025, we achieved record overburden (“OB”) removal (or overlying rock mass to be removed to access coal seams in opencast mining) volumes while maintaining our second-highest coking coal production, just below the peak we reached in Fiscal 2024. We strategically conducted advance OB removal, deploying equipment to prepare coal seams for future extraction. This approach delivers multiple benefits such as ensuring coal availability for subsequent production periods, eliminating delays between stripping and extraction phases, and optimizing utilization of HEMM and other equipment.

We operate across a total leasehold area of 288.31 square kilometers, covering 252.88 square kilometers of the Jharia coalfield and covering 35.43 square kilometers of the Raniganj coalfield. Our operational portfolio includes (i) opencast and underground mining projects; (ii) coal washeries; (iii) monetisation of old and idle coal washeries through the Washery Developer and Operator (“WDO”) route; and (iv) restoration of operations in discontinued underground mines through the Mine Developer and Operator (“MDO”) model. In addition, we monetize our solar power projects through a combination of self-consumption and grid injection.

As of September 30, 2025, we operate a network of 34 operational mines, including 4 underground mines, 26 opencast mines, and 4 mixed mines. Set forth below is certain information in relation to our coal production for the periods/years indicated:

Particulars	Six months period ended September 30, 2025		Six months period ended September 30, 2024	
	Production (Million Tonnes)	Percentage of Total Coal Production	Production (Million Tonnes)	Percentage of Total Coal Production
Open cast mines	15.41	97.87%	18.54	97.08%
Underground mines	0.33	2.13%	0.56	2.92%
<b>Total*</b>	<b>15.75</b>	<b>100.00%</b>	<b>19.09</b>	<b>100.00%</b>



\* The production figures provided encompass coal extracted from mixed mines, which are accounted for under underground mines and opencast mines.

Particulars	Fiscal 2025		Fiscal 2024		Fiscal 2023	
	Production (Million Tonnes)	Percentage of Total Coal Production	Production (Million Tonnes)	Percentage of Total Coal Production	Production (Million Tonnes)	Percentage of Total Coal Production
Open cast mines	39.36	97.19%	40.33	98.13%	35.49	98.09%
Underground mines	1.14	2.81%	0.77	1.87%	0.69	1.91%
<b>Total*</b>	<b>40.50</b>	<b>100.00%</b>	<b>41.10</b>	<b>100.00%</b>	<b>36.18</b>	<b>100.00%</b>

\* The production figures provided encompass coal extracted from mixed mines, which are accounted for under underground mines and opencast mines.

In the six months period ended September 30, 2025 and 2024 and in Fiscal 2025, 2024 and 2023, coking coal production amounted to 15.05 million tonnes, 18.39 million tonnes, 38.89 million tonnes, 39.11 million tonnes and 33.72 million tonnes, respectively and represented 95.56%, 96.33%, 96.02%, 95.16% and 93.20%, respectively, of our total coal production. Our vast resource base coupled with our strategic location in the Jharia and Raniganj coalfields, where the major concentration of coal reserves is within a radius of 40 kilometers, ensures a steady and reliable supply of high-quality coal, crucial for sustaining operations of steel plants and other industries dependent on coking coal.

As of September 30, 2025, we operated five coal washeries with the objective of reducing ash content in coking coal, thereby rendering it suitable for utilization in the steel industries. We are also developing three washeries with a capacity of 7.00 million tonnes per year to bolster our washed coal outputs. Our coal washing operations are in consonance with the initiatives of the MoC, including the vision of Atma-Nirbhar Bharat ensuring India's energy security by substituting imported coal with domestic coal. (Source: CRISIL Report, Industry Overview on page 197)

The table below sets forth details of our coal production for the periods/years indicated:

Period/Fiscal	Raw Coal			Washed Coal*	
	Coking Coal	Non-Coking Coal	Total	Washed Coking Coal	Washed Power Coal
	(Million Tonnes)				
Six months period ended September 30, 2025	15.05	0.70	15.75	0.72	1.52
Six months period ended September 30, 2024	18.39	0.70	19.09	0.84	1.54
Fiscal 2025	38.89	1.61	40.50	1.65	3.16
Fiscal 2024	39.11	1.99	41.10	1.46	2.84
Fiscal 2023	33.72	2.46	36.18	1.43	2.48

\*Washed coal is the product derived after beneficiating raw coal.

We supply raw coal to various industries such as power, steel and fertilizer industries, and also use our raw coal in our washeries for beneficiating the coal to produce washed coking coal and other by-products. The growth in coal demand will likely continue till Fiscal 2035. (Source: CRISIL Report, Industry Overview on page 176) We have diversified our operations in order to address long-term decline in coal demand, if any. While long-term coal demand for power may decrease, our coking coal remains essential for steel-making, and we are expanding washery capacity to increase the supply of washed, higher-grade coal and meet the anticipated growth in steel demand. Also, see “Risk Factors - We face a risk of reduced demand of our coal due to the emergence of renewable energy as an alternative source of energy. Significant shift towards sustainable energy solutions may have an adverse impact on our business, results of operations, financial conditions and cash flows” on page 55. The following table sets forth details of the raw coal offtake for the periods/years indicated:

Particulars	Six months period ended September 30, 2025		Six months period ended September 30, 2024	
	Quantity (Million Tonnes)	Percentage of Total Offtake	Quantity (Million Tonnes)	Percentage of Total Offtake
Power Industry(Including CPPs)	13.14	76.98%	14.31	76.97%
Steel Industry	0.49	2.86%	0.47	2.55%
Fertilizer Industry	0.25	1.49%	0.17	0.93%
Own washery	2.65	15.55%	2.79	15.02%
Others*	0.53	3.13%	0.84	4.53%
<b>Total</b>	<b>17.06</b>	<b>100.00%</b>	<b>18.60</b>	<b>100.00%</b>

\* Others include coal sold through e-auctions and other non-regulated sector

Particulars	Fiscal 2025		Fiscal 2024		Fiscal 2023	
	Quantity (Million Tonnes)	Percentage of Total Offtake	Quantity (Million Tonnes)	Percentage of Total Offtake	Quantity (Million Tonnes)	Percentage of Total Offtake
Power Industry(Including CPPs)	29.69	77.61 %	30.81	78.46%	27.51	77.42%
Steel Industry	0.85	2.21%	1.00	2.54%	1.16	3.26%
Fertilizer Industry	0.39	1.03%	0.49	1.25%	0.39	1.11%
Own washery	5.72	14.94%	4.93	12.56%	4.42	12.44%
Others*	1.61	4.21%	2.04	5.19%	2.05	5.77%
<b>Total</b>	<b>38.26</b>	<b>100.00%</b>	<b>39.27</b>	<b>100.00%</b>	<b>35.53</b>	<b>100%</b>

\* Others include coal sold through e-auctions and other non-regulated sector

As part of our operations, we supply washed coking coal and certain other by-products to the steel sector. In Fiscal 2025, our production of washed coking coal achieved its highest level in the past 17 years. This accomplishment has been instrumental in facilitating import substitution, in alignment with national initiatives such as the Atma-Nirbhar Bharat program. The following table sets forth details of the dispatch of washed coal and other by-products for the periods/years indicated:

Particulars	Six months period ended September 30, 2025		Six months period ended September 30, 2024	
	Quantity (Million Tonnes)	Percentage of Total Dispatch	Quantity (Million Tonnes)	Percentage of Total Dispatch
Washed coking coal	0.73	30.02%	0.85	30.79%
Washed power coal	1.33	54.64%	1.43	51.59%
Other by-products*	0.37	15.34%	0.49	17.62%

\* Includes rejects and slurry

Particulars	Fiscal 2025		Fiscal 2024		Fiscal 2023	
	Quantity (Million Tonnes)	Percentage of Total Dispatch	Quantity (Million Tonnes)	Percentage of Total Dispatch	Quantity (Million Tonnes)	Percentage of Total Dispatch
Washed coking coal	1.71	30.70	1.46	29.92	1.42	30.74
Washed power coal	2.89	51.89	2.77	56.76	2.49	53.90
Other by-products*	0.97	17.41	0.65	13.32	0.71	15.32

\* Includes rejects and slurry

We achieved net sales of ₹ 130,832.60 million in Fiscal 2025, reflecting an increase from ₹ 123,491.40 million in Fiscal 2023. Further, we achieved net sales of ₹ 52,602.90 million in six months period ended September 30, 2025, reflecting a decrease from ₹ 63,686.80 million in six months period ended September 30, 2024. The table below sets forth details of our sales for the periods/years indicated:

Particulars	Six months period ended September 30, 2025		Six months period ended September 30, 2024	
	Amount (in ₹ million)	Percentage of Total Sales	Amount (in ₹ million)	Percentage of Total Sales
Raw coal	41,760.12	79.38%	48,271.17	75.79%
Washed coal	6,967.90	13.25%	10,507.91	16.50%
Other by-products*	3,874.88	7.37%	4,907.72	7.71%
<b>Total</b>	<b>52,602.90</b>	<b>100.00%</b>	<b>63,686.80</b>	<b>100.00%</b>

\*includes washed power coal, slurry, rejects

Particulars	Fiscal 2025		Fiscal 2024		Fiscal 2023	
	Amount (in ₹ million)	Percentage of Total Sales	Amount (in ₹ million)	Percentage of Total Sales	Amount (in ₹ million)	Percentage of Total Sales
Raw coal	101,690.37	77.72%	101,784.08	77.34%	95,925.90	77.68%
Washed coal	19,111.32	14.61%	20,450.90	15.54%	16,892.60	13.68%
Other by-products*	10,030.91	7.67%	9,376.02	7.12%	10,672.90	8.64%
<b>Total</b>	<b>130,832.60</b>	<b>100.00%</b>	<b>131,611.00</b>	<b>100.00%</b>	<b>123,491.40</b>	<b>100.00%</b>

\*includes washed power coal, slurry, rejects

Our network of mines are supported by a well-developed infrastructure, including transport facilities both railways and roads, and evacuation facilities. As of September 30, 2025, our operations are also supported by infrastructure that includes longwall mining technology, 507 HEMMs comprising dragline, shovel, dumper, dozer and drills for the extraction, processing, and dispatch of coal. Our infrastructure enables timely delivery to our customers and strives to achieve maximum utilization of its resources from production to delivery. With advanced facilities in place, we ensure the provision of quality coal required for steel, power, fertilizer and other industries while maintaining cost-efficiency by various internal processes, including crushing the coal to below 100 mm in size, hence mitigating quality concerns and leading to conformity with the declared grade of coal. Further, we have recently started production at our amalgamated Block-II OCP project using highwall mining technology for the first time. This method enables cost-effective extraction of previously inaccessible coal reserves, enhances safety by reducing underground labour, and has a smaller environmental footprint. For further information, see “*Our Business – Our Business Operations – Equipment and Machinery Infrastructure*” on page 245.

We are committed to advancing our research and development (“R&D”) initiatives to enhance our operational efficiency and technological capabilities. Our R&D activities, supported by Central Mine Planning & Design Institute Limited (“CMPDIL”), a subsidiary of Coal India Limited and our promoter group company, focus on developing innovative mining techniques, improving coal beneficiation processes, and exploring new methods for resource extraction. We invest in modern technologies and avail the services of leading research institutions to drive advancements in coal mining and processing. By continuously refining our methodologies, we aim to reduce operational costs, increase productivity, and ensure the safety of our workforce. We believe that our focus on R&D strengthens our competitive edge and contributes to the sustainable growth of the coal industry.

In line with our commitment to sustainability and environmental stewardship, we have implemented measures to minimize our ecological footprint. Our environmental policy emphasizes the importance of sustainable development, pollution control, and conservation of natural resources. We actively monitor and mitigate the environmental impact of our mining operations through compliance with environmental regulations and the implementation of effective environmental management plans. In support of India’s 2070 net-zero pledge, we have been successful in installing roof top and ground mounted solar projects in different locations within our command area. As of September 30, 2025, we have installed and commissioned 26.97 MW solar power plant including 6.97 MWp roof top projects and 20 MW ground mounted projects at different locations. Additionally, we focus on ecological restoration and the reclamation of mined-out areas to promote biodiversity and create green spaces, in pursuance of India’s net zero 2070 pledge. By adopting energy-efficient practices and exploring renewable energy sources, we strive to reduce our carbon footprint. We have also engaged in developing CBM projects in Jharia, Jharkhand, which not only demonstrates our commitment towards harnessing untapped reserves of methane gas in coal seams, but highlights our approach to sustainability. For further details, see “– *Solar Power Projects*” on page 241 and “– *Environmental Initiatives*” on page 246.

Our parent company, Coal India Limited, is the largest coal producing company in the world, as of March 31, 2025 and produced over 781 million metric tons of coal in Fiscal 2025. Coal India Limited had a market share of 74% in Fiscal 2025. (Source: CRISIL Report, Industry Overview on page 200). Coal India Limited plays a pivotal

role in India's energy generation and significantly contributes to the country's industrial growth. (Source: CRISIL Report, Industry Overview on page 188) CIL's support has been instrumental in our growth, particularly in enabling us to undertake large-scale projects, investing in advanced technologies, and implementing sustainable practices.

We are guided by the expertise of Coal India Limited and our team of experienced professionals. Our Board that includes representatives from Coal India Limited is responsible for providing guidance in terms of our operations and growth strategies, while implementing sound corporate governance norms. Samiran Dutta, Chairman-cum-Managing Director has extensive experience in the coal sector, having previously held key positions within our Company, Coal India Limited and other related organizations. Debasish Nanda, Director (Business Development), Coal India Limited, who is also a nominee director on our Board, has a dual role that underscores his expertise in both planning and development as well as strategy, driving innovation and operational excellence.

## STRENGTHS

### *Largest coking coal producer in India with access to large reserves*

We are the largest coking coal producer in India in Fiscal 2025 in terms of coking coal production, which accounted for 58.50% of the domestic coking coal production in Fiscal 2025. As of March 31, 2025, India's total coal resource is estimated to be 389.4 billion metric tonnes, with coking coal resources amounting to 36.8 billion tonnes. We hold 7.91 billion tonnes of these coking coal resources, as of April 1, 2024, making us the only source of prime coking coal in India. (Source: CRISIL Report, Industry Overview on page 200). With our substantial reserves, we ensure a steady supply of coking coal to meet the demands of our customers across industries such as steel plants, thermal power plants, cement manufacturers and fertilizer industry that rely on coal as a primary fuel or input. As India's largest coking coal producer (Source: CRISIL Report, Industry Overview on page 200), we believe that we benefit from economies of scale, bolstered by the strategic significance of coking coal in steel production.

We produce various grades of coking coal and non-coking coal to cater to different industrial needs. Our coking coal is used mainly in the power sector due to its high ash content. Non-coking coal, lacking coking properties, is primarily used in industries like power, cement, fertilizer, and glass manufacturing. We also produce washed coal, washed power coal, which has reduced ash content and is used in steel making and power generation. Washed power coal, by-products of coal washing, are used for power generation and in various industrial plants. Rejects from coal beneficiation are utilized in accordance with the policy prescribed by the Ministry of Coal, Government of India. Our adaptability and responsible resource utilization enables us to meet the diverse needs of various industries while contributing to sustainable industrial growth and economic development.

The following table sets forth details of the industry-wise sales for the periods/years indicated:

Particulars	Six months period ended September 30, 2025		Six months period ended September 30, 2024	
	Amount (in ₹ million)	Percentage of Total Sales	Amount (in ₹ million)	Percentage of Total Sales
Power industry (including captive power plants)	39,692.12	75.46%	45,264.07	71.07%
Steel industry	9,720.59	18.48%	13,158.49	20.66%
Fertilizer industry	684.88	1.30%	463.70	0.73%
Cement industry	22.53	0.04%	-	-
Other non-regulated sectors*	2,482.78	4.72%	4,800.54	7.54%
<b>Total</b>	<b>52,602.90</b>	<b>100.00%</b>	<b>63,686.80</b>	<b>100.00%</b>

\* Other non-regulated sectors include traders, cokery and other small industries.

Particulars	Fiscal 2025		Fiscal 2024		Fiscal 2023	
	Amount (in ₹ million)	Percentage of Total Sales	Amount (in ₹ million)	Percentage of Total Sales	Amount (in ₹ million)	Percentage of Total Sales
Power industry (including	96,787.00	73.98%	91,715.80	69.68%	80,184.22	64.94%

Particulars	Fiscal 2025		Fiscal 2024		Fiscal 2023	
	Amount (in ₹ million)	Percentage of Total Sales	Amount (in ₹ million)	Percentage of Total Sales	Amount (in ₹ million)	Percentage of Total Sales
captive power plants)						
Steel industry	23,751.50	18.15%	24,585.10	18.68%	22,615.50	18.31%
Fertilizer industry	1,051.10	0.80%	1,274.90	0.97%	1,014.30	0.82%
Cement industry	137.74	0.11%	192.08	0.15%	23.74	0.02%
Other non-regulated sectors*	9,105.26	6.96%	13,843.12	10.52%	19,653.64	15.91%
<b>Total</b>	<b>130,832.60</b>	<b>100.00%</b>	<b>131,611.00</b>	<b>100.00%</b>	<b>123,491.40</b>	<b>100.00%</b>

\* Other non-regulated sectors include traders, cokery and other small industries.

We acquired 25,385.68 hectares of mining lease/rights pursuant to The Coking Coal Mines Nationalization Act 1972, The Coal Mines Nationalization Act 1973 which have been revalidated till March 31, 2050 and we have been inherited 2,632.94 hectares of mining lease/rights acquired under Coal Bearing Area (A&D) Act, 1957 by the erstwhile National Coal Development Corporation under Coal Bearing Area (A&D) Act, 1957. Further, we also acquired mining lease/rights over 812.33 hectares of land for Kapooria Underground Project under Coal Bearing Area (A&D) Act, 1957. Therefore, we have total mining lease/rights over 28,830.95 hectares of land.

Our reserves offer us a strategic edge in terms of market positioning. In an industry where resource availability is a limiting factor, our extensive reserves enable us to engage in long-term planning and strategic development (*Source: CRISIL Report, Industry Overview on page 214*). Our large coal reserves provide us with economies of scale as the ability to extract and process coal in large volumes reduces per-unit costs, making us more cost-efficient. This cost advantage translates into higher profit margins and financial resilience, especially during periods of market volatility or price fluctuations. We believe that this flexibility enables us to respond quickly to market trends and emerging opportunities, such as the growing demand for high-quality coking coal in the steel industry or the need for cleaner coal in power generation. By strategically leveraging our extensive coal reserves, we ensure long-term planning, cost-efficiency, and resilience. This proactive approach optimizes production, maintains profitability, and capitalizes on evolving industry opportunities.

#### ***Strategically located mines with large washeries***

Our mines are strategically located in the Jharia and Raniganj coalfields, which have a vast reserve of coal resources. (*Source: CRISIL Report, Industry Overview on page 200*) We are a market leader in coking coal washery capacity in India, with an owned operational capacity of 13.65 million tonnes per annum. (*Source: CRISIL Report, Industry Overview on page 213*) Our strategically located mines and large washeries represent a significant competitive advantage that enhances operational efficiency, reduces costs, and ensures high-quality coal production.

The table below sets forth details of certain of our mines, with actual production of more than 2 million tonnes in Fiscal 2025 and the corresponding production for such mines for six months period ended September 30, 2025:

S. No.	Name of Mine	Location	Nature of Mine	Leasehold Area	Actual Coal Production in Fiscal 2025 (Million Tonnes)	Actual Coal Production in six months period ended September 30, 2025 (Million Tonnes)
1.	Amalgamated Block-II OCP	Dhanbad, Jharkhand	Mixed Mine	906.63 hectares	5.73	2.52
2.	Amalgamated Muraidih Phularitand Colliery	Barora, Jharkhand	Mixed Mine	1,118.71 hectares	5.72	1.40
3.	Amalgamated N.T.S.T. Jeenagora Colliery	Jharia, Jharkhand	Open Cast Mine	1,431.00 hectares	5.34	3.19
4.	Amalgamated Keshalpur West Mudidih Colliery	Katras, Jharkhand	Open Cast Mine	325.10 hectares	2.72	0.90

S. No.	Name of Mine	Location	Nature of Mine	Leasehold Area	Actual Coal Production in Fiscal 2025 (Million Tonnes)	Actual Coal Production in six months period ended September 30, 2025 (Million Tonnes)
5.	Ena Colliery	Kusunda, Jharkhand	Open Cast Mine	216.00 hectares	2.93	0.40
6.	Bastacolla Colliery	Bastacolla, Jharkhand	Open Cast Mine	239.45 hectares	2.10	1.05

Each of our mines have varying seams that allow for mining of different nature of coal thereby ensuring us to diversify our revenue streams from our mining operations.

Our mines in Jharia and Raniganj coalfields are situated in regions with well-developed infrastructure and logistical networks. This geographical advantage minimizes transportation costs and time, as the mines are often located near major transportation routes, including railways and highways. For instance, the proximity to railway lines allows for efficient transportation of coal to end-users, reducing logistical bottlenecks and ensuring timely delivery. This is particularly crucial for industries like power generation and steel manufacturing, which require a continuous and reliable supply of coal. Our location also enables us to tap into local labour markets and resources. By operating in regions with a skilled workforce and established supply chains, we are able to optimize our operational activities and reduce overhead costs. We have leveraged our regional presence to also foster strong relationships with local communities and regulatory bodies, facilitating smoother operations and better compliance with environmental and safety standards. Our strategic location ensures long-term operational stability and the ability to meet the growing demands of the market effectively.

As of September 30, 2025, we operated coking coal washeries across five facilities at Moonidih, Madhuband, Dahibari, Patherdih I, and Madhuband NLW. We have also entered into an agreement with Tata Steel Limited to utilize the spare capacity at their washeries in Jamadoba and Bhelatand for washing our coking coal.

Our washeries play a pivotal role in enhancing the quality and marketability of our coal products. Our facilities are equipped with advanced technologies such as Programmable Logic Controller controls and Variable Frequency Drive motors in pumps, designed for efficient separation of impurities. We employ flotation techniques for fine coal processing and utilize proven technologies like spiral separators for coarse coal. These facilities are specifically designed to process raw coking coal, producing metallurgical coal as the primary output and washed power coal as a secondary product. This enhances the calorific value of the coal while ensuring compliance with environmental regulations. Furthermore, our washeries enable the production of coal products with varying specifications to meet diverse customer requirements. By reducing ash content and removing impurities, our washeries significantly minimize environmental impact. The table below sets forth details of our operational washeries:

S. No.	Name of Washery	Location	Type of Washery	Production Capacity (Million Tonnes per Year) <sup>(1)</sup>
1.	Moonidih	Dhanbad, Jharkhand	Coking	0.80
2.	Madhuband	Dhanbad, Jharkhand	Coking	1.25
3.	Dahibari	Dhanbad, Jharkhand	Coking	1.60
4.	Patherdih-I	Dhanbad, Jharkhand	Coking	5.00
5.	Madhuband (NLW)	Dhanbad, Jharkhand	Coking	5.00
<b>Total</b>				<b>13.65</b>

Notes:

(1) As of September 30, 2025

We have undertaken construction and modernization of several washeries, investing significant capital to bolster our coal beneficiation infrastructure and foster self-reliance in coking coal. Our 5.00 million tonnes per annum Madhuband washery, sanctioned at a capital cost of ₹ 3,004.90 million, commenced commercial operations in November 2023. The 2.00 million tonnes per annum Bhojudih washery, nearing completion, was sanctioned ₹ 3,845.69 million. The 2.50 million tonnes per annum Patherdih-II washery, currently under construction, has a sanctioned capital of ₹ 3,342.74 million, with ₹ 1,422.82 million already expended. Additionally, a new 2.50 million tonnes per annum Moonidih coking coal washery is at the tender stage, designed to produce coking coal with 14% ash. Concurrently, our existing Moonidih coal washery is undergoing renovation with a planned

expenditure of ₹ 1,389.89 million, which will double its operative capacity from 0.80 million tonnes per annum to 1.60 million tonnes per annum. Collectively, these projects represent a total sanctioned/committed capital outlay of ₹ 11,598.32 million, underscoring our strategic commitment to enhancing coal quality, achieving environmental compliance, and advancing self-reliance in coking coal.

### ***Well positioned to capitalize on demand for coking coal in India***

The demand for coking coal in India stands at 67 million metric tonnes in Fiscal 2025 and is expected to reach 138 million metric tonnes by Fiscal 2035. The demand for coking coal in India is expected to rise substantially, driven by the growth of the steel and power industries. (Source: CRISIL Report, Industry Overview on page 200) We are well positioned to capitalize on demand for coking coal in India since the demand for coking coal in India is expected to rise, driven by the steel industry's growth. Our large resource base strengthens our position as a major player in the Indian coking coal industry (Source: CRISIL Report, Industry Overview on page 201), making us less vulnerable to resource depletion.

In addition, the strategic location of our mines in the Jharia coalfields, which are rich in prime coking coal (Source: CRISIL Report, Industry Overview on page 213), allows for efficient extraction and supply. Our ability to meet the rising demand for coking coal is further enhanced by our well-developed infrastructure, including coal mines, transport facilities, and evacuation facilities. Our established market presence and strong reputation for consistent coal quality and supply help maintain a loyal customer base. Rising price trends of coking coal in the international market also strengthen our market position domestically, making us the preferred supplier of the required coking coal. Our ability to adapt to global trends while supporting India's industrial and energy growth reflects a deep sense of responsibility and a forward-thinking approach to sustainable development. This holistic commitment to excellence not only strengthens our market position but also drives positive contributions to the economy and society. For further information, see "Our Business – Strategies - Monetize, modernize, and renovate our washeries" on page 227.

### ***Strong parentage of Coal India Limited***

Our relationship with Coal India Limited provides us with a solid foundation and extensive resources that are pivotal to our success. Coal India Limited is the largest coal producing company in the world. (Source: CRISIL Report, Industry Overview on page 200) We benefit significantly from their strategic support and vast resources. This includes access to advanced technologies, a pool of skilled professionals, and robust financial backing. These resources enable us to undertake large-scale projects with confidence, ensuring timely and efficient execution. Our ability to leverage these assets sets us apart from our competitors and positions us for continued success.

We leverage the technical expertise in coal mining, resource management, and environmental sustainability that Coal India Limited has cultivated over the years. The legacy of Coal India Limited ensures that we remain at the forefront of industry standards, delivering the highest standard of coking coal to our customers. Our technical prowess is a direct result of the knowledge and experience passed down from our parent company. Our association with Coal India Limited enhances our market recognition and credibility. We believe that our customers place a high level of trust in us due to our affiliation with Coal India Limited. This translates into long-term partnerships and repeat business, contributing to our sustained growth and success. Our relationship with Coal India Limited fosters synergies and collaborative opportunities.

Additionally, we also receive consistent support from Coal India Limited's subsidiary, CMPDIL, which plays a pivotal role in coal exploration and research and development. CMPDIL's advanced methodologies and advanced technologies in geological surveys, mine planning, and resource assessment significantly enhance our operational efficiency. Through collaborative projects and innovative solutions, CMPDIL supports us in optimizing coal extraction processes, improving safety standards, and maximizing resource utilization. This synergy not only bolsters our productivity but also contributes to sustainable mining practices and the overall growth of the coal industry.

Our executive manpower is directly overseen by Coal India Limited. Regular transfers and postings of executives from other Coal India Limited subsidiaries facilitate the exchange of ideas and experiences. This practice enhances efficiency, promotes the adoption of new technologies, and provides fresh insights into the business. The strategic support, technical expertise, market recognition, collaborative opportunities, and commitment to innovation provided by Coal India Limited and its subsidiaries empowers us to deliver exceptional services and maintain our leadership in the industry.

### Consistent track record of growth and financial performance

We have maintained a consistent track record of financial performance, which is a key indicator of our operational excellence and long-term viability. Our financial performance is characterized by no long-term debt, underscoring our strong financial stability. We have demonstrated our commitment to achieving and surpassing our targets, bolstered by our effective cost management strategies, which have enabled us to optimize expenses and maintain a healthy profit margin even in the face of fluctuating market conditions and industry challenges. Our long-standing relationships with key stakeholders and clients result in repeat business, further solidifying our position as a reliable and trusted leader in the industry. This financial resilience enables us to invest in innovative projects, drive sustainable growth, and maintain operational excellence. The table below sets forth certain financial information for the periods/years indicated:

Particulars	As of / For the Six Months Period Ended September 30, 2025	As of / For the Six Months Period Ended September 30, 2024	As of / For the Year Ended March 31, 2025	As of / For the Year Ended March 31, 2024	As of / For the Year Ended March 31, 2023
Revenue from operations (in ₹ million)	56,590.20	68,461.90	138,025.50	142,458.60	126,240.60
EBITDA <sup>(1)</sup> (in ₹ million)	4,599.30	13,734.70	23,560.60	24,938.90	8,913.10
EBITDA Margin (%) <sup>(2)</sup>	7.29%	19.37%	16.36%	17.02%	6.85%
Restated profit for the period/ year (in ₹ million)	1,238.80	7,487.00	12,401.90	15,644.60	6,647.80
Restated profit for the period/ year Margin (%) <sup>(3)</sup>	1.96%	10.56%	8.61%	10.68%	5.11%
Return on Average Capital Employed ("ROACE") (%) <sup>(4)</sup>	4.28%*	20.72%*	30.13%	47.20%	16.56%
Return on Net Worth (%) <sup>(5)</sup>	2.00%*	13.12%*	20.83%	34.21%	19.22%
Capital expenditure (in ₹ million)	3,435.70	4,724.36	18,149.40	12,375.30	9,865.30
Trade receivables as number of days of revenue from operations <sup>(6)</sup>	60	28	40	25	36
Current ratio <sup>(7)</sup>	1.00	1.19	1.19	1.21	0.96
Net asset value ("NAV") per Equity Share <sup>(8)(10)</sup>	12.52*	13.01*	14.07	11.50	8.14
Earnings per share <sup>(9)(10)</sup>	0.27*	1.61*	2.66	3.36	1.43

\* Not annualised

Notes:

- (1) EBITDA is calculated as total of profit before tax, finance cost and depreciation/amortization/impairment.
- (2) EBITDA Margin is calculated as EBITDA as a percentage of total income.
- (3) Restated profit for the period/ year Margin is calculated as Restated profit for the year/ period as a percentage of total income.
- (4) Return on average capital employed (ROCE) refers to the EBIT divided by average capital employed for the year/period. EBIT means restated profit / (loss) for the period / year, plus finance costs and total taxes. Capital employed is the total equity attributable to equity-holders of the company, as appearing in the Restated Financial Information plus non-current borrowings. Average capital employed is the sum of opening and closing capital employed divided by two.
- (5) Return on Net Worth is calculated as restated profit for the period/ year divided by average net worth. Net worth is the total equity attributable to equity-holders of our Company, as appearing in the restated financial information less other comprehensive income - re-measurement of defined benefits plans (net of tax) reserve.
- (6) Trade receivables as number of days of revenue from operations refers to trade receivables on the reporting date (excluding unbilled receivables) as appearing in the Restated Financial Information divided by revenue from operations multiplied by number of days in the financial year/period.
- (7) Current Ratio is calculated as current assets divided by current liabilities.
- (8) Net asset value (NAV) per equity share refers to net worth as at the end of the Fiscal/period divided by number of equity shares outstanding at the end of the Fiscal/period. Net Worth is the total equity attributable to equity-holders of the company, as appearing in the Restated Financial Information less other comprehensive income - re-measurement of defined benefits plans (net of tax) reserve.
- (9) Earnings per share equals restated profit for the period/ year attributable to the shareholders of the Company divided by the weighted average number of equity shares outstanding during the year/period.
- (10) Pursuant to resolutions passed by the Board of Directors of our Company at its meeting held on April 15, 2025, the existing authorised share capital of our Company was sub-divided from 51,000,000 equity shares of ₹ 1,000 each into 5,100,000,000 equity shares of ₹ 10 each and subsequent sub division of the existing paid up shares of the Company from 46,570,000 equity shares of ₹ 1,000 each into 4,657,000,000 equity shares of ₹ 10 each, which was approved by the shareholders in the Extra-ordinary General Meeting held on April 28, 2025. The disclosure of EPS (Basic and Diluted) and NAV presented has been arrived at after giving effect to the sub-division.



### ***Experienced management team supported by committed employee base***

Our management team comprises professionals with vast experience in various facets of mining, operations, administration, and strategic decision-making. These individuals bring years of expertise from various domains like mining, engineering works of electrical, mechanical, environmental management, corporate governance and human resources. Many of them have spent decades in the mining industry and have developed deep insights into operational efficiency, safety standards, and regulatory compliance. The experience of the senior management team also extends beyond just operational expertise. They have been instrumental in implementing sustainable practices, managing stakeholder relationships, and ensuring the alignment of our Company's strategies with the overarching goals of Coal India Limited. Their understanding of the Indian coal industry landscape, as well as evolving global standards, positions BCCL as a key player in the coal sector.

The strength and experience of our Board and management team, position us to capitalize on future growth opportunities. For further information on our Board of Directors, Key Managerial Personnel and Senior Management, see “*Our Management*” on page 267.

We also have a large pool of skilled employees, including technically qualified professionals, with relevant industry experience. As of September 30, 2025, we had 31,389 employees, including 1,811 executives and 29,578 non-executive employees. The synergistic strength of our experienced management team and dedicated workforce, cultivates a culture of integrity, competence, and commitment. This powerful combination ensures stable operations, drives sustainable growth, and upholds ethical practices, solidifying our reputation as a trustworthy and successful player.

### **STRATEGIES**

Below are the strategies in relation to our businesses, which have been approved by way of a board resolution passed by our Board of Directors at their meeting held on May 30, 2025.

#### ***Utilize our resources effectively to sustain and expand operations, driving growth and maximizing efficiency***

The increasing production capacity of the steel and other allied industries in India present considerable growth and expansion opportunities for coal mining companies in India. (Source: *CRISIL Report, Industry Overview on page 214*) We intend to capitalize on such market opportunities by leveraging our resources to enhance our operational capacity, market presence and profitability through implementation of strategic initiatives focused on sustainable growth and increased production.

In order to capitalize on our vast resource base, we are undertaking significant technological advancements, including the procurement of high-capacity HEMM, implementation of mass production technologies such as longwall and continuous miner packages, and the introduction of highwall mining technology to access seemingly lost reserves. We are also in the process of transitioning legacy underground mines to opencast mines and implementing mass production underground mining techniques to harness deep-seated coal reserves. As part of our strategic shift, we have planned the reorganization of coal blocks in the Jharia coalfields into seven large-scale opencast mining blocks, designated as blocks A through G. This reorganisation has been planned with due consideration to critical surface features and essential infrastructure. We are aiming at identifying and continuously adding new producing patches by hiring the HEMMs. This approach provides quick enhancement of production capacity and replaces depleted reserves. We are also encouraging the conversion of overburden into valuable construction sand through the planned establishment of a sand extraction plant at our Damoda open cast coal project. This initiative not only optimizes resource utilization but also supports sustainable development by reducing waste and promoting eco-friendly practice

Our strategic plan includes expanding washery operations, which will enable us to supply higher-grade coking coal. For details of our existing washeries, see “*Our Business – Strategies - Monetize, modernize, and renovate our washeries*” and “*Our Business – Our Business Operations – Reserve and resource base information – Washeries*” on pages 227 and 231, respectively. We have three upcoming washeries with a total capacity of 7.00 million tonnes per year. Set forth below are details of our upcoming washeries:

S. No.	Name of Washery	Location	Capacity	Type of Washery	Status
1.	Patherdih-II	Dhanbad, Jharkhand	2.5 MTPA	Coking	Under construction

2.	Bhojudih (new)	Purulia, West Bengal	2.0 MTPA	Coking	Under construction
3.	Moonidih (new)	Dhanbad, Jharkhand	2.5 MTPA	Coking	Tender to be floated

We believe that our primary assets are manpower, machines and mines and we have been continuously undertaking activities to upgrade and safeguard the same. We maintain a dedicated human resource development department consisting of 56 employees, as of September 30, 2025, which oversee training to our workforce through skilled professionals. Furthermore, we facilitate our workforce's attendance at various training and management institutes to ensure they acquire updated knowledge and new skills across different areas. We have strategically shifted our focus to the recruitment of only specialized category of workforce and reducing our dependence on unskilled and semi-skilled position by leveraging our machinery and manpower synergy. Despite a reduction in our workforce over the years due to factors such as superannuation, we have successfully enhanced our productivity levels. The table below sets forth certain details in relation to our manpower vis-à-vis production for the periods/years indicated:

Period/Fiscal	Manpower Strength	Production of Coal for the period/ year (Million Tonnes)
Six months period ended September 30, 2025	31,389	15.75
Six months period ended September 30, 2024	33,045	19.09
2025	32,118	40.50
2024	33,920	41.10
2023	37,037	36.18

To ensure the safety of personnel, mines, and machinery, we have deployed statutory personnel for the supervision, management, direction, and control of mining activities in accordance with statutory provisions and by conducting regular safety inspections.

***Transform discontinued mines into profitable ventures through resource monetization, and strategic repurposing***

We intend to ensure sustainable growth, continued revenue generation and operational efficiency by transforming discontinued mines into profitable ventures through reclamation, resource monetization, and strategic repurposing. We aim at harnessing our resource base and capacities to the maximum extent to ensure future profitability. In pursuance of our diversification strategy, we have also undertaken steps to restore operations in discontinued underground mines through the MDO mode on a revenue-sharing basis, with six out of ten identified mines awarded to private players and third-parties as on the date of this Red Herring Prospectus so as to make it operational. We collaborate with various mining partners who assume full planning and operational responsibility under our supervision. This allows us to leverage external expertise while focusing on strategic oversight, production targets, and compliance monitoring. The table below sets forth details of mines where we have signed such revenue sharing agreements:

S. No.	Name of Mine	Location	Peak Rated Capacity (Million Tonnes)	Percentage of Revenue Share	Status
1.	Amalgamated Salanpur Gaslitand Katras Choitudih Colliery (ASGKCC)	Dhanbad, Jharkhand	1.40	9.00%	Under preparation stage to make it operational
2.	PB Project Colliery	Dhanbad, Jharkhand	2.70	6.00%	Coal production commenced on July 8, 2025.
3.	Loyabad Colliery	Dhanbad, Jharkhand	1.28	7.29%	Mine operator has requested termination of the agreement citing project

S. No.	Name of Mine	Location	Peak Rated Capacity (Million Tonnes)	Percentage of Revenue Share	Status
					non-viability after preparation of Detailed Project Report (“DPR”). Request under process.
4.	Kharkharee Colliery	Dhanbad, Jharkhand	1.20	12.02%	Under preparation stage to make it operational
5.	Madhuband Colliery	Dhanbad, Jharkhand	1.50	5.40%	Under preparation stage to make it operational
6.	Amlabad Colliery	Dhanbad, Jharkhand	0.30	4.10%	Under preparation stage to make it operational

Our transformative ability to convert discontinued mines into profitable ventures through resource monetization, and strategic repurposing gives us a strategic, operational and financial advantage.

Additionally, as part of our strategic shift, we are in the process to increase our coal production by reorganization of coal blocks in Jharia coalfields. Considering important surface features like rivers, and surface infrastructures like rail, road, the Jharia coalfield is proposed to be reorganized into seven opencast blocks to facilitate extraction of coal and dousing of fire lying north of Dhanbad-Chandrapura railway line. This strategic approach is expected to drive an increase in our coal production by unblocking additional coal seams, helping in recovery of coal locked in barriers, thus enabling enhanced production capacities.

#### ***Monetize, modernize, and renovate our washeries***

In alignment with the National Steel Policy 2017, India has set a target of achieving 300 million tonnes of crude steel production by Fiscal 2031. (Source: CRISIL Report, Industry Overview on page 214) This target implies a projected demand for coking coal of approximately 161 million by Fiscal 2031. (Source: CRISIL Report, Industry Overview on page 197) The government’s initiative on Aatmanirbhar Bharat and Mission Coking Coal launched by Ministry of Coal in August 2021 wherein the projected demand for domestic washed coking coal is 40 MMT by fiscal 2030 considering 25% blending with imported coal for steel making. (Source: CRISIL Report, Industry Overview on page 197) The implementation of stamp charging technology, as opposed to conventional top charging, across steel plants has the potential to enhance the blending ratio of Indian coking coal in the production of metallurgical coke. (Source: CRISIL Report, Industry Overview on page 197) If this technology were to be adopted in all of India's steel plants, the blending of Indian coking coal could increase to around 35%, thereby necessitating approximately 56 million ton of domestic washed coking coal. (Source: CRISIL Report, Industry Overview on page 197) To meet this demand, it is estimated that around 170 million tonnes of raw coking coal will need to be washed, which presents a substantial market opportunity for domestic coal producers and washeries. (Source: CRISIL Report, Industry Overview on page 197)

Recognizing this demand, we aim to expand and modernize our washery infrastructure. We aim to strategically monetize non-performing mines and old, less efficient coking coal washeries through the WDO model and private sector partnerships, ensuring long-term revenue generation without incurring operating costs and optimizing asset utilization. We are focusing on identifying new patches for production through contractual means, establishing new washeries under the build-operate-maintain model, and renovating existing washeries under the renovate-operate-maintain model.

Further, to enhance the supply of indigenous washed coking coal and reduce reliance on imports for the steel sector, we plan to increase the number and capacity of our washeries. This strategic initiative aims to bolster domestic production, ensuring a steady and reliable supply of high-quality washed coking coal. We have also

significantly increased the sale of beneficiated and higher quality coal by modernizing and renovating aging washeries, commissioning new washeries with a combined capacity of 7.00 million tonnes per year, and monetizing old washeries to enhance operational efficiency. We have awarded the renovation contract for the 1.60 million tonnes per year Moonidih coal washery, which will enhance our existing washing capacity. In addition, we have onboarded a private player as washery developer cum operator to re-develop our old Dugdha washery under monetization scheme. It will add into a new revenue stream for our company and at the same time will help to increase the share of our coking coal into steel sector. These expansions in our washery operations are anticipated to enable the supply of higher-grade coking coal, thereby improving product quality and addressing the growing market demand. We are also currently in the process of developing and commissioning three new washeries with a combined capacity of 7.00 million tonnes per year. The table below sets forth certain details in relation to our planned washeries:

S. No.	Name of Washery	Location	Capacity (Million Tonnes per Annum)	Status
1.	Moonidih (Old)	Dhanbad, Jharkhand	1.60	Under renovation
2.	Bhujudih	Purulia, West Bengal	2.00	Ready to be commissioned
3.	Patherdih-II	Dhanbad, Jharkhand	2.50	Under construction
4.	Moonidih (New)	Dhanbad, Jharkhand	2.50	In tendering process

By expanding our washing facilities, we aim to optimize resource utilization, improve cost-efficiency, and support sustainable industrial growth. This approach aligns with our commitment to contributing to India's economic development and achieving self-sufficiency in coking coal production.

#### ***Implement energy conservation methods to enhance operational efficiency and reduce environmental impact***

We intend to focus on environmental sustainability through a comprehensive strategy that includes progressive land reclamation, afforestation, efficient water management, and the adoption of energy-efficient technologies. Our commitment to energy conservation enhances operational efficiency and minimizes environmental impact. By integrating sustainable practices into our core operations, we reduce energy consumption, cut costs, and promote eco-friendly practices. This approach aligns economic performance with environmental stewardship, supporting our long-term vision and driving both operational excellence and sustainability.

To align ourselves with our goal of balancing economic and sustainable viability, we are actively engaging with local communities to ensure that its mining activities respect cultural values while contributing to the collective economic well-being. We aim to balance economic viability with ecological preservation, promoting responsible mining practices that benefit both the environment and local populations. We have introduced solar plants and additional washeries to enhance energy efficiency and reduce reliance on traditional energy sources. These initiatives not only contribute to environmental sustainability but also improve overall operational performance.

We have also ventured into solar power projects to offset carbon emissions and utilize existing energy resources more efficiently, with the long-term goal of becoming carbon neutral. We have undertaken rooftop and ground-mounted solar power projects, with several projects already commissioned and others in various stages of development. Additionally, we have planned and proposed the commissioning of additional solar power plants to enhance its renewable energy portfolio. We are also focusing on the development of eco-parks over degraded mined-out areas and overburden dumps, demonstrating our commitment to environmental stewardship and sustainable development.

#### ***Leverage our resources in the Jharia coalfields to drive growth***

We aim to effectively leverage our vast coal resources in the Jharia coalfields. By optimising coal production and washing by maximizing yield, we aim to enhance our washing capacity to improve coal quality. We will modernize and expand our mines and washeries, ensuring they are equipped with advanced technologies to boost efficiency and environmental performance. The Revised Jharia Master Plan approved by Cabinet Committee on Economic Affairs, Government of India on June 25, 2025 will be implemented to manage fires through targeted measures and allocate necessary funds (funded through internal resources of CIL), while rehabilitating affected families with proper support and amenities. We also intend to shift critical infrastructure from unstable areas, ensuring coordination with relevant departments. We believe that by engaging stakeholders transparently, we will be able to build community trust and ensure active participation in rehabilitation efforts. Sustainable practices and advanced technologies are being adopted to promote eco-friendly operations and data-driven decision-making. We are aligning with national policies and engaging with regulatory bodies, to streamline processes and meet

projected coking coal demands. This comprehensive strategy will ensure sustainable production, efficient processing, and responsible rehabilitation, enhancing our operational efficiency and market position.

### ***Explore opportunities in coal bed methane projects to harness untapped energy resources***

We aim to explore opportunities in coal bed methane (“CBM”) projects to enhance our operational efficiency, reduce environmental impact, and diversify its energy portfolio. We believe that CBM projects offer substantial benefits for our operational longevity, including enhanced energy production, reduced greenhouse gas emissions, and improved mine safety.

In aim to leverage our advanced technology available in the market and strategic partnerships to develop CBM projects. We have awarded a block in Jharia, Jharkhand to a private player on a revenue-sharing basis for commercial methane production from the coal seam through drainage. Additionally, we have also identified another block in Jharia for development of CBM, with our Board of Directors having approved the project feasibility report for the same. We aim to utilize the latest advancements in drilling and gas capture technologies to maximize methane recovery while minimizing environmental impact.

## **OUR BUSINESS OPERATIONS**

### **Reserve and Resource Base Information**

**Definition of the Key Terminologies in the Joint Ore Reserve Committee Code (“JORC Code”) (Source: SRK Report)**

#### ***Coal Resources***

As per JORC Code, one of the critical qualifiers for the reporting of the “**Coal Resource**” include the coal deposit to have “reasonable prospects for eventual economic extraction. There are three categories of Coal Resources, and with the increasing order of geological confidence these can be classified into Inferred, Indicated and Measured Coal Resources. Coal Resource is a realistic inventory of mineralization which, under assumed and justifiable technical and economic conditions, might, in whole or in part, become economically extractable.

#### ***Inferred Coal Resources***

An Inferred Coal Resource is that part of the total Coal Resource estimate for which quantity and quality can only be estimated with low levels of confidence. It should be expected that estimates reported in this confidence category are likely to change significantly with further exploration.

#### ***Indicated Coal Resources***

An Indicated Coal Resource is that part of the total Coal Resource for which quantity and quality can be estimated with reasonable levels of confidence and based on points of observation are sufficient for continuity to be assumed; but are too widely or inappropriately spaced to confirm geological and/or quality continuity.

#### ***Measured Coal Resources***

A Measured Coal Resource is that part of the total Coal Resource for which quantity and quality can be estimated with a high level of confidence based on points of observation spaced closely enough to confirm geological and/or quality continuity.

#### ***Coal Reserve***

As per JORC Code, a Coal Reserve is the economically mineable part of a Measured or Indicated Coal Resource. Coal Reserve estimates include diluting materials and are adjusted for losses that may occur when the coal is mined. Coal Reserves are subdivided in order of increasing confidence into Probable Coal Reserves and Proved Coal Reserves.

#### ***Probable Coal Reserves***

A Probable Coal Reserve is the economically mineable part of an Indicated Coal Resource.

### Proved Coal Reserves

A Proved Coal Reserve is the economically mineable part of a Measured Coal Resource.

Set forth below details in relation to the Coal Resources and Reserves of our Company classified by mining methods effective March 31, 2025:

Technology	Proved Reserve (Mt)	Probable Reserve (Mt)	Total Reserve (Mt)	Measured Resource (Mt)	Indicated Resource (Mt)	Inferred Resource (Mt)	Total Resource (Mt)
Open Cast	1,048.1	7.8	1,055.8	1,441.8	0.0	0.0	1,441.8
Underground	48.2	157.9	206.1	669.6	5.5	0.0	675.1
Mixed	222.2	11.3	233.5	168.5	0.0	0.0	168.5
<b>Total</b>	<b>1,318.5</b>	<b>176.9</b>	<b>1,495.4</b>	<b>2,279.9</b>	<b>5.5</b>	<b>0.0</b>	<b>2,285.4</b>

(Source SRK Report)

Notes:

1. All figures are rounded to the nearest 100,000 tonnes.
2. Coal Resources reported herein includes only the material that has reasonable prospect for eventual economic extraction, which have been evaluated by a conceptual open pit for the coal that has open pit potential and an underground mining envelope for the coal that has underground potential. The Measured and Indicated Coal Resources, which are reported herein, includes the materials which have been converted to Coal Reserves, where appropriate.
3. The economic viability of the reported Coal Reserves is evaluated by applying modifying factors to the measured and indicated coal resources. This also considers assumptions based on at least a prefeasibility study to determine the mining recovery and dilution factors and evaluation of basic infrastructure requirements, and a confirmation on extraction of coal can be economically justified under such technical and economic assumptions.

Set forth below are details in relation to the Coal Resources and Reserves for Major Mines of our Company, effective March 31, 2025:

Major Mine	Proved Reserve (Mt)	Probable Reserve (Mt)	Total Reserve (Mt)	Measured Resource (Mt)	Indicated Resource (Mt)	Inferred Resource (Mt)	Total Resource (Mt)
ABOCP	53.2	0.0	53.2	58.8	0.0	0.0	58.8
AMP colliery OCP	45.2	0.0	45.2	50.3	0.0	0.0	50.3
Block-D	151.0	0.0	151.0	168.1	0.0	0.0	168.1
Block-E	360.9	0.0	360.9	401.2	0.0	0.0	401.2
Amalgamated NTST-Kujama OCP	151.0	0.0	151.0	167.8	0.0	0.0	167.8
Madhuband Colliery	59.4	0.0	59.4	104.0	0.0	0.0	104.0
Kharkharee Colliery	0.0	83.5	83.5	100.2	0.0	0.0	100.2
Amalgamated Salanpur Gaslitand Katras Choitudih Colliery (ASGKCC)	94.8	0.0	94.8	386.3	0.0	0.0	386.3
Loyabad Colliery	0.0	24.8	24.8	41.4	0.0	0.0	41.4
PB Project Colliery	62.6	10.5	73.1	115.5	0.0	0.0	115.5
ADIC	39.6	0.0	39.6	44.3	0.0	0.0	44.3
Ena Colliery	40.7	0.0	40.7	45.2	0.0	0.0	45.2
Amal Bera-Dobari-Kuya-Ghanudih	47.9	0.0	47.9	53.2	0.0	0.0	53.2
Kalyaneshwari OCP	70.0	0.0	70.0	79.0	0.0	0.0	79.0
Moonidih- Seam XV	23.4	0.0	23.4	26.0	0.0	0.0	26.0
<b>Total</b>	<b>1,199.6</b>	<b>118.8</b>	<b>1,318.4</b>	<b>1,841.3</b>	<b>0.0</b>	<b>0.0</b>	<b>1,841.3</b>

(Source SRK Report)

Notes:

1. The definition of the Major Mines includes the Coal Reserve in excess of 20 million tonnes.
2. All figures are rounded to the nearest 100,000 tonnes.

3. Coal Resources reported herein includes only the material that has reasonable prospect for eventual economic extraction, which have been evaluated by a conceptual open pit for the coal that has open pit potential and an underground mining envelope for the coal that has underground potential. The Measured and Indicated Coal Resources, which are reported herein, includes the materials which have been converted to Coal Reserves, where appropriate.
4. The economic viability of the reported Coal Reserves is evaluated by applying modifying factors to the measured and indicated coal resources. This also considers assumptions based on at least a prefeasibility study to determine the mining recovery and dilution factors and evaluation of basic infrastructure requirements, and a confirmation on extraction of coal can be economically justified under such technical and economic assumptions.

The following table sets forth sector wise Coal Resources of our Company, as on March 31, 2025:

Quality	Proved Reserve (Mt)	Probable Reserve (Mt)	Total Reserve (Mt)	Measured Resource (Mt)	Indicated Resource (Mt)	Inferred Resource (Mt)	Total Resource (Mt)
Coking Coal	1,017.4	123.3	1,140.7	1,777.6	5.5	0.0	1,783.1
Thermal Coal	301.1	53.6	354.7	502.3	0.0	0.0	502.3
Coking + Thermal	1,318.5	176.9	1,495.4	2,279.9	5.5	0.0	2,285.4

(Source SRK Report)

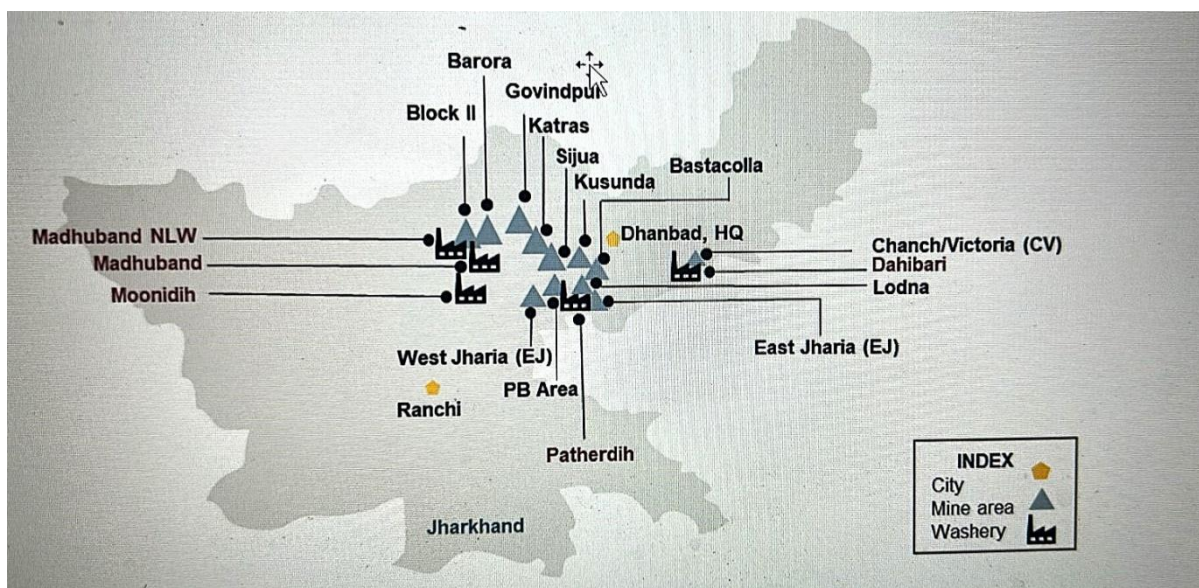
Notes:

1. All figures are rounded top the nearest 100,000 tonnes.
2. Coal Resources reported herein includes only the material that has reasonable prospect for eventual economic extraction, which have been evaluated by a conceptual open pit for the coal that has open pit potential and an underground mining envelope for the coal that has underground potential. The Measured and Indicated Coal Resources, which are reported herein, includes the materials which have been converted to Coal Reserves, where appropriate.
3. The economic viability of the reported Coal Reserves is evaluated by applying modifying factors to the measured and indicated coal resources. This also considers assumptions based on at least a prefeasibility study to determine the mining recovery and dilution factors and evaluation of basic infrastructure requirements, and a confirmation on extraction of coal can be economically justified under such technical and economic assumptions.

### Washeries

As per the SRK Report, the following table sets forth a summary on our operating washeries as on September 30, 2025:

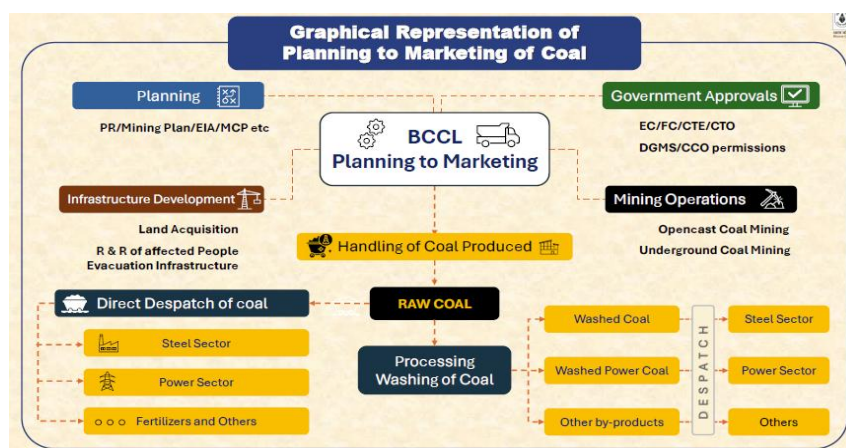
Name of the Washery	Location	Type	Operable Capacity (Million Tonnes Per Annum)	Operating Model
Moonidih	Dhanbad, Jharkhand	Coking	0.80	Self
Madhuband	Dhanbad, Jharkhand	Coking	1.25	Self
Dahibari	Dhanbad, Jharkhand	Coking	1.60	Build-Operate-Maintain
Patherdih-I	Dhanbad, Jharkhand	Coking	5.00	Build-Operate-Maintain
Madhuband (NLW)	Dhanbad, Jharkhand	Coking	5.00	Build-Operate-Maintain
<b>Total</b>			<b>13.65</b>	



### Mining Rights and Acquisition of Land

We have acquired 28,018.62 hectares of mining lease/rights pursuant to the Coking Coal Nationalization Act, 1972, the Coal Mines Nationalization Act, 1973, and the Coal Bearing Areas (Acquisition and Development) Act, 1957. These mining lease/rights were inherited from the erstwhile private coal companies and National Coal Development Corporation (“NCDC”). The mining rights acquired under the Nationalization Acts of 1972 and 1973 have been revalidated until March 31, 2050, in accordance with Rule 3(2) of the Mine Concession (Amendment) Rules, 2021, through the Coal India (Regulation of Transfer and Validation) Act, 2000. The erstwhile NCDC had acquired mining lease/rights for the Moonidih and Sudamdih Mines under the Coal Bearing Areas (Acquisition and Development) Act, 1957. As this Act does not specify a period for the acquired mining lease/rights, the rights for the Moonidih and Sudamdih Mines remain valid. Additionally, we have acquired mining lease/rights over 812.33 hectares of land for the Kapooria Underground Project under the Coal Bearing Areas (Acquisition and Development) Act, 1957, as per Section 11 notification no. 1503(E) dated June 2, 2015. Therefore, we hold total mining lease/rights mining lease and mining rights over 28,830.95 hectares of land.

### Coking Coal Production Process



We oversee the coking coal production process, which encompasses the following critical stages to ensure efficient and effective operations:

#### Mine Planning

We collaborate with the CMPDIL for activities in relation to mine planning and designing. This phase involves exploration, geological assessments, selection of mining methods, technology implementation, coal handling, washing, environmental management, infrastructure development, and evaluation of economic viability.



## *Government Approvals*

We are required to obtain certain approvals from government authorities for undertaking mining activities such as environmental clearance, forest clearance, permissions under coal mines regulations, consent to establish and consent to operate from State Pollution Control Board(s), and relevant approvals from Coal Controller Organisation. We apply and obtain approvals, permits, licenses, clearances, consents and registrations at the appropriate stage.

## *Infrastructure Development*

*Land Acquisition:* Majority of our coal mines were acquired under the Coking Coal Mines Nationalization Act 1972 the Coal Mines Nationalization Act 1973. A substantial portion of the land within our mining leasehold boundaries is our vested property. Some areas of land were previously acquired through the Land Acquisition Act of 1894. Additionally, we are purchasing certain tenancy lands that fall within the mining area and are located adjacent to our land, directly from the tenants, in accordance with the Transfer of Property Act, 1882.

*Rehabilitation and resettlement:* We follow the Rehabilitation & Resettlement Policy of Coal India Limited, 2012 (“**Coal India Limited R&R Policy, 2012**”) to ensure comprehensive support for individuals and families displaced due to our coal mining projects. This policy provides adequate compensation to landowners affected by the acquisition of land for our projects. In addition to monetary compensation, we offer a range of benefits under the Coal India Limited R&R Policy, 2012, including compensation for homesteads, a one-time lump sum payment in lieu of an alternate house site, and subsistence allowance to eligible land losers. We are also committed to providing employment opportunities to land losers, offering one job for every two acres of land acquired or purchased, thereby ensuring their economic stability and social well-being.

*Procurement of HEMM:* We follow a systematic and competitive procurement tendering process for acquiring HEMMs such as Excavator, dumper, dozer, grader and loader. The machines are procured based on the mine specific requirements, including capacity, fuel efficiency and based on the life cycle cost analysis. Procurement is conducted from established and reliable sources to ensure a continuous supply of spare parts, which are utilized throughout the operational period. In our mines, where contractors are engaged for coal production and/or overburden removal, the contractors themselves deploy the necessary HEMMs.

*Evacuation Infrastructure:* We continuously develop and maintain evacuation infrastructure to ensure the efficient and timely dispatch of our coal to end users. This includes 18 railway sidings as of September 30, 2025, integrated with the main rail network for bulk transportation. Our coal handling and crushing plants (CHPs) are equipped with modern sizing capabilities, and we utilize high-capacity loading equipment to optimize logistics efficiency. Additionally, we have supporting ancillary facilities, including automated weighbridges and dust suppression systems, to mitigate environmental impact and adhere to regulatory standards. This integrated infrastructure is designed to minimize bottlenecks, enhance throughput, and ensure reliable coal delivery while upholding operational safety and sustainability commitments. Furthermore, we have developed infrastructure to evacuate coal via road to serve both large and small customers. This includes separate entry and exit connections with main roads, along with supporting infrastructure such as weighbridges and dust suppression mechanisms.

*Coal Extraction:* We utilize two primary methods for coal extraction:

- *Open Cast Mining:* This method involves the removal of overburden (soil and rock) to access coal seams. In the majority of our open-cast mines, we employ shovel and dumper technology, complemented by drilling and blasting, for the stripping of overburden and the excavation and transportation of coal. In one specific opencast mine, a dragline is utilized for overburden removal. Coal extracted from these mines is transported to dispatch points, our coal preparation and handling plants, or our coal beneficiation facilities via dumpers, trucks, or conveyors.
- *Underground Mining:* Utilized for coal seams located deep below the earth's surface, this method includes conventional board and pillar techniques, as well as advanced methods such as longwall mining, continuous miner operations, and highwall mining, all aimed at enhancing efficiency and productivity.

*Coal Conveying:* To ensure efficient transportation of coal from mining sites to dispatch areas, we utilize:

- *Railway Wagons:* A common and efficient method for transporting large quantities of coal over long distances, with coal loaded onto wagons using loaders.

- *Road Transport*: Essential for short to medium distances within the coal supply chain
- *Conveyor Belts*: Designed to handle large volumes of coal, minimizing manual handling and transporting coal from depots to washeries.

*Coal Processing*: Run-of-mine coal is crushed to the desired size using crushers. Additionally, coal is washed to remove impurities, thereby upgrading low-quality coal to higher quality standards.

These processes collectively ensure that we maintain high standards of operational efficiency and productivity in our coal production activities.



Operational area of Pure Benedih colliery (Source: SRK Report)



Mine workings of ABG colliery worked departmentally (Source: SRK Report)

## Modes of Production

We employ three distinct methods to execute coal production while maintaining operational efficiency and cost optimization:

- *Departmental Production:* We conduct mining operations entirely through our own workforce, equipment, and management systems. This approach provides us with complete control over all activities, from mine planning to coal dispatch, ensuring strict adherence to our quality, safety, and environmental standards.
- *Hired HEMM patches:* We enhance flexibility by contracting specialized equipment and operators for specific tasks in designated mine patches, while retaining departmental oversight of critical functions. Our teams maintain direct control over mine planning, blasting, quality assurance, safety protocols, and logistics, ensuring operational control even when utilizing third-party resources.
- *MDO model:* For select projects, we collaborate with expert mining partners who assume full planning and operational responsibility under our supervision. This allows us to leverage external expertise while focusing on strategic oversight, production targets, and compliance monitoring.

Across all methods, we ensure seamless integration of operations, with our core management team maintaining control over key decision-making processes. This structured approach enables us to balance efficiency, cost-effectiveness, and operational control while reliably meeting production targets.

Further, the table below sets forth details of our revenue from our modes of production for the periods/years indicated:

Particulars	Six months period ended September 30, 2025		Six months period ended September 30, 2024	
	Amount (in ₹ million)	Percentage of Revenue from Operations (%)	Amount (in ₹ million)	Percentage of Revenue from Operations (%)
Departmental production	7,476.35	13.21%	10,447.86	15.26%
Hired HEMM patches	26,247.11	46.38%	37,269.10	54.44%
MDO model	10,765.93	19.02%	3,867.27	5.65%
Revenue from washeries*	12,100.81	21.38%	16,877.67	24.65%

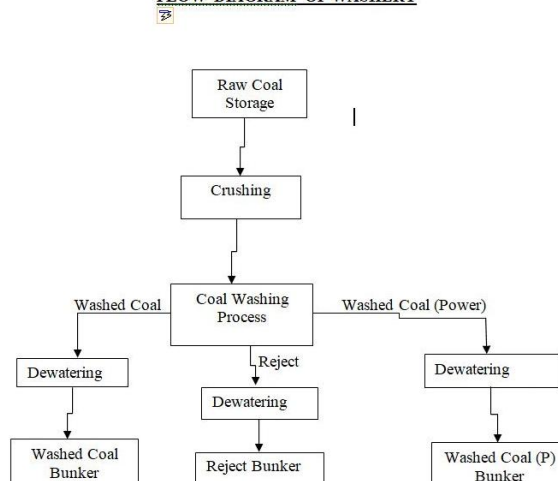
\*Besides revenue from mining operations, revenue is also generated from washeries by processing of raw coal and washeries are separate profit centres. Hence, revenue from washeries has also been added in the above table.

Particulars	Fiscal 2025		Fiscal 2024		Fiscal 2023	
	Amount (in ₹ million)	Percentage of Revenue from Operations (%)	Amount (in ₹ million)	Percentage of Revenue from Operations (%)	Amount (in ₹ million)	Percentage of Revenue from Operations (%)
Departmental production	21,442.48	15.54%	32,885.37	23.08%	25,411.74	20.13%
Hired HEMM patches	70,878.39	51.35%	77,188.27	54.18%	71,212.95	56.41%
MDO model	13,675.26	9.91%	115.65	0.08%	-	-
Revenue from washeries*	32,029.37	23.21%	32,269.30	22.65%	29,615.92	23.46%

\*Besides revenue from mining operations, revenue is also generated from washeries by processing of raw coal and washeries are separate profit centres. Hence, revenue from washeries has also been added in the above table.

## Coking Coal Washing Process

#### FLOW DIAGRAM OF WASHERY



We wash the majority of our coking coal to meet the requirements of the steel industry. This process involves the removal of impurities such as ash through water-based and mechanical techniques, thereby improving the coal's quality and reducing its environmental impact when burned. The coal beneficiation process commences with the size reduction of Run-of-Mine (“ROM”) coal using a multi-stage crushing system, which includes primary, secondary, and tertiary crushers such as gyratory crushers, rotary breakers, and roll crushers. This step reduces the coal to manageable sizes and liberates the combustible material from impurities. Subsequently, the material undergoes screening for size classification to optimize processing in downstream units. Intermediate-sized coal is processed through dense medium cyclones, while fines are treated with froth flotation. The specific technique is selected based on the coal's washability characteristics. The process also features an efficient dewatering system, where water is recovered through screens, thickeners, and filtration equipment for reuse. The beneficiation process yields high-quality washed coking coal for the steel sector, washed power coal for energy generation, and other by-products, including rejects and slurry. We ensure optimal resource utilization across all output streams as our washed coking coal products is transported to our steel sector customers via rail, our by-products are sold through e-auction, and slurry and rejects generate revenue as they are used as fuel for Fluidized Bed Combustion (“FBC”) boilers, brick kilns and briquette (domestic fuel) production. This sophisticated process enables us to deliver superior quality products while maintaining operational efficiency and environmental responsibility.

#### Installed Capacity, Actual Production and Capacity Utilisation

The information relating to the installed capacities, available capacities, actual production and capacity utilisation of certain of our mines and washeries included below and elsewhere in this Red Herring Prospectus are based on various assumptions and estimates of our management that have been taken into account by SRK, an independent consultant, in the calculation of our capacity. Undue reliance should therefore not be placed on our capacity information or historical capacity utilization information for our existing manufacturing facilities included in this Red Herring Prospectus. See “Risk Factors – Information relating to our reserve and resource base included in this Red Herring Prospectus are estimates, and our actual production, revenues and expenditure with respect to our reserves and resources may differ materially from these estimates. Additionally, certain reserve and resource base information provided in this Red Herring Prospectus has been prepared and classified in accordance with Indian Standard Procedure guidelines (the “ISP Guidelines”), which has not been audited by SRK Mining Services (India) Private Limited (“SRK”) and differs from international standards” on page 34.

The following table sets forth certain information relating to the normative production capacities, actual production and capacity utilisation of our mines for the period/years indicated:

Particulars	As of/ For the six months period ended September 30,					
	2025			2024		
	Normative Production Capacity (MT)	Actual Production (Million Tonnes)	Coal Capacity Utilization (%)	Normative Production Capacity (MT)	Actual Production (Million Tonnes)	Coal Capacity Utilization (%)
Underground	35.25	15.41	43.72%	34.40	18.54	53.89%
Opencast	4.90	0.33	6.83%	4.35	0.56	12.81%
<b>Total</b>	<b>40.15</b>	<b>15.75</b>	<b>39.22%</b>	<b>38.75</b>	<b>19.09</b>	<b>49.28%</b>

Notes:

1. Normative Production capacity for the six months period refers to the standard quantity of coal planned to produce annually divided by 2, as per the approved Mining Plan/PR.
2. Actual production represents quantum of coal produced from the mine in the relevant Fiscal/period
3. Capacity utilization has been calculated on the basis of the actual production in the relevant fiscal/period divided by the Normative Production Capacity.
4. The above production figures include coal produced from mixed mines which are appropriately covered under respective method of mining i.e. Underground and Opencast

Type of Mine	As of/ For the year ended March 31,								
	2025			2024			2023		
	Normative Production Capacity (MTPA)	Actual Production (Million Tonnes)	Coal Capacity Utilization (%)	Normative Production Capacity (MTPA)	Actual Production (Million Tonnes)	Coal Capacity Utilization (%)	Normative Production Capacity (MTPA)	Actual Production (Million Tonnes)	Coal Capacity Utilization (%)
Underground	8.69	1.14	13.12%	6.51	0.77	11.83%	6.06	0.69	11.39%
Opencast	68.80	39.36	57.21%	58.43	40.33	69.02%	58.43	35.49	60.74%
<b>Total</b>	<b>77.49</b>	<b>40.50</b>	<b>52.26%</b>	<b>64.94</b>	<b>41.10</b>	<b>63.29%</b>	<b>64.49</b>	<b>36.18</b>	<b>56.10%</b>

Notes:

1. Normative Production capacity refers to the standard quantity of coal planned to produce annually, as per the approved Mining Plan/PR.
2. Actual production represents quantum of coal produced from the mine in the relevant Fiscal
3. Capacity utilization has been calculated on the basis of the actual production in the relevant fiscal divided by the Normative Production Capacity.
4. The above production figures include coal produced from mixed mines which are appropriately covered under respective method of mining i.e. Underground and Opencast

The following table sets forth certain information relating to the installed capacities, operable capacities, raw coal feed and capacity utilisation of our washeries for the periods/years indicated:

	Six months period ended period September 30, 2025				Six months period ended September 30, 2024			
Washery Name	Installed Capacity	Operable Capacity	Raw Coal Feed	Capacity Utilization	Installed Capacity	Operable Capacity	Raw Coal Feed	Capacity Utilization
	(MT)	(MT)	(Million Tonnes)	%	(MT)	(MT)	(Million Tonnes)	%
Moonidih	0.80	0.40	0.21	52.50%	0.80	0.40	0.38	94.25%
Madhuband	1.25	0.63	0.03	4.10%	1.25	0.63	0.11	17.76%
Dahibari	0.80	0.80	0.16	20.38%	0.80	0.80	0.23	28.50%
Patherdih	2.50	2.50	0.72	28.92%	2.50	2.50	0.79	31.40%
Madhuband	2.50	2.50	0.82	32.84%	2.50	2.50	0.43	17.16%
<b>Total</b>	<b>7.85</b>	<b>6.83</b>	<b>1.94</b>	<b>28.46%</b>	<b>7.85</b>	<b>6.83</b>	<b>1.93</b>	<b>28.28%</b>

Notes:

1. Installed capacity for the six months represents the designed capacity at the time of the commissioning of the plant divided by 2 and operable capacity for the six months is the maximum capacity at which the washery can operate at the start of relevant fiscal divided by 2. The operable capacity is based on various assumptions and estimates, including ageing of the washeries and non-operation of any circuit in the washery. Assumptions and estimates taken into account for measuring installed capacities include effective 5000 working hours in a year.
2. Raw Coal Feed represents quantum of raw coal fed to the washeries for washing in the relevant Fiscal/period.
3. Capacity utilization has been calculated on the basis of Raw Coal Feed in the relevant Fiscal divided by the operable capacity during such Fiscal/period.

	Fiscal 2025				Fiscal 2024				Fiscal 2023			
Washery Name	Installed Capacity	Operable Capacity	Raw Coal Feed	Capacity Utilization	Installed Capacity	Operable Capacity	Raw Coal Feed	Capacity Utilization	Installed Capacity	Operable Capacity	Raw Coal Feed	Capacity Utilization
	(MTPA)	(MTPA)	(Million Tonnes)	%	(MTPA)	(MTPA)	(Million Tonnes)	%	(MTPA)	(MTPA)	(Million Tonnes)	%
Moonidih	1.60	0.80	0.70	87.50%	1.60	0.80	0.65	81.25%	1.60	0.80	0.65	81.25%
Madhuband*	2.50	1.25	0.17	13.60%	2.50	1.25	0.30	24.00%	2.50	1.25	0.26	20.80%
Dahibari	1.60	1.60	0.44	27.50%	1.60	1.60	0.47	29.38%	1.60	1.60	0.45	28.13%
Patherdih	5.00	5.00	1.58	31.60%	5.00	5.00	1.56	31.20%	5.00	5.00	1.42	28.40%
Madhuband	5.00	5.00	1.15	23.00%	5.00	1.67	0.26	15.50%	5.00	-	0.03	-
<b>Total</b>	<b>15.70</b>	<b>13.65</b>	<b>4.04</b>	<b>29.60%</b>	<b>15.70</b>	<b>10.32</b>	<b>3.24</b>	<b>31.40%</b>	<b>15.70</b>	<b>8.65</b>	<b>2.81</b>	<b>32.49%</b>

\* The capacity utilization of the Madhuband Washery decreased from 24.00% in Fiscal 2024 to 13.60% in Fiscal 2025 due to old and ageing equipment and non-availability of spares.

Notes:



1. *Installed capacity represents the designed capacity at the time of the commissioning of the plant and operable capacity is the maximum capacity at which the washery can operate at the start of relevant fiscal. The operable capacity is based on various assumptions and estimates, including ageing of the washeries and non-operation of any circuit in the washery. Assumptions and estimates taken into account for measuring installed capacities include effective 5000 working hours in a year.*
2. *Raw Coal Feed represents quantum of raw coal fed to the washeries for washing in the relevant Fiscal.*
3. *Capacity utilization has been calculated on the basis of Raw Coal Feed in the relevant Fiscal divided by the operable capacity during such Fiscal.*

*[Remainder of the page has been intentionally left blank]*

## Coal Dispatch

For information in relation to our industry-wise coal dispatch, see “*Our Business – Overview*” on page 215.

Our coal dispatch during the six period months ended September 30, 2025 and 2024 and the last three Fiscals predominantly utilized two transportation routes: rail and road. The following table sets forth details of the mode-wise coal dispatch for the periods/years indicated:

Mode	Six months period ended September 30, 2025		Six months period ended September 30, 2024	
	Amount (in ₹ million)	Percentage of Net Sales (%)	Amount (in ₹ million)	Percentage of Net Sales (%)
Rail	46,626.87	88.64%	54,262.29	85.20%
Road	5,976.03	11.36%	9,424.51	14.80%
<b>Net Sales</b>	<b>52,602.90</b>	<b>100.00%</b>	<b>63,686.80</b>	<b>100.00%</b>

Mode	Fiscal 2025		Fiscal 2024		Fiscal 2023	
	Amount (in ₹ million)	Percentage of Net Sales (%)	Amount (in ₹ million)	Percentage of Net Sales (%)	Amount (in ₹ million)	Percentage of Net Sales (%)
Rail	114,357.90	87.41%	104,386.00	79.31%	96,849.70	78.43%
Road	16,474.70	12.59%	27,225.00	20.69%	26,641.70	21.57%
<b>Net Sales</b>	<b>130,832.60</b>	<b>100.00%</b>	<b>131,611.00</b>	<b>100.00%</b>	<b>123,491.40</b>	<b>100.00%</b>

Our coal sales are facilitated through various mechanisms, as outlined below:

- Fuel Supply Agreements (“FSA”): Coal allocation is based on the notified price, as recommended by the MoC or Coal India Limited, for long-term supply linkages to power consumers.
- FSA Linkage: FSAs are signed with consumers operating end use plants under the Non-Regulated Sector (“NRS”) Linkage Auction policy of MoC or Coal India Limited. Coal is auctioned for long-term linkages of upto 15 years at a notified price, with consumers required to bid a premium in e-auctions to secure supply.
- E-auction: Coal is sold to any customers, including traders, through monthly e-auctions conducted under the Coal India Limited e-auction scheme. This process utilizes a transparent, competitive online bidding portal provided by a service provider.
- Memorandum of Understanding (“MoU”): We have also entered into a MoU with Steel Authority of India Limited for the supply of washed coking coal.

For further details, see “*Risk Factors - Our ability to negotiate coal distribution and allocation is significantly influenced by the regulatory framework established by the Government of India under the New Coal Distribution Policy*” on page 43.

In the six months period ended September 30, 2025 and 2024 and the last three Fiscals, the majority of our coal was dispatched through FSAs. Set forth below are certain details in relation to our dispatch for the periods/years indicated:

Revenue Route	Six months period ended September 30, 2025		Six months period ended September 30, 2024	
	Amount (in ₹ million)	Percentage of Net Sales (%)	Amount (in ₹ million)	Percentage of Net Sales (%)
FSA	29,995.60	57.03%	29,909.37	46.97%
FSA linkage	14,094.26	26.79%	19,465.22	30.56%
E-auction	1,921.23	3.65%	3,877.98	6.09%
MoUs (Steel)	6,591.81	12.53%	10,434.23	16.38%
<b>Total</b>	<b>52,602.90</b>	<b>100%</b>	<b>63,686.80</b>	<b>100.00%</b>

Revenue Route	Fiscal 2025		Fiscal 2024		Fiscal 2023	
	Amount (in ₹ million)	Percentage of Net Sales (%)	Amount (in ₹ million)	Percentage of Net Sales (%)	Amount (in ₹ million)	Percentage of Net Sales (%)
FSA	89,908.70	68.73%	80,124.60	60.88%	79,926.80	64.72%



Revenue Route	Fiscal 2025		Fiscal 2024		Fiscal 2023	
	Amount (in ₹ million)	Percentage of Net Sales (%)	Amount (in ₹ million)	Percentage of Net Sales (%)	Amount (in ₹ million)	Percentage of Net Sales (%)
FSA linkage	15,206.70	11.62%	20,346.50	15.46%	12,781.60	10.35%
E-auction	6,779.80	5.18%	11,346.30	8.62%	14,311.60	11.59%
MoUs (Steel)	18,937.40	14.47%	19,793.60	15.04%	16,471.40	13.34%
<b>Total</b>	<b>130,832.60</b>	<b>100.00%</b>	<b>131,611.00</b>	<b>100.00%</b>	<b>123,491.40</b>	<b>100.00%</b>

### Other Strategic Initiatives

Our efforts at integration of solar power projects and CBM projects into our operations serves as a testament to our dedication to environmental protection and sustainable development. Details of our coal bed methane projects and our solar power projects are as follows:

#### ***CBM projects***

Methane is inherently associated with coal as a byproduct of the coal formation process. It is trapped within coal beds and is released during and after mining activities. If effectively recovered, CBM associated with coal reserves and emitted during coal mining operations could serve as a significant potential source of energy. To harness this opportunity, we have identified two blocks in our Jharia coalfield for the exploration of CBM:

- **Jharia CBM Block I:** This block encompasses an area of 26.55 square kilometers and contains gas reserves estimated at 25,000 million cubic meters (*Source: CRISIL Report, Industry Overview on page 200*). It is currently in the exploration phase, and the development work for this block has been awarded on a revenue-sharing basis. We have identified the vendor and the customer in relation to the same, and while a formal agreement has been entered into with the vendor, we have not signed any agreement with prospective customers. The block is anticipated to commence production by the fiscal year 2028.
- **Jharia CBM Block II:** The pre-feasibility report for this block was approved on October 19, 2024, and the model tender document is being prepared by CMPDIL.

These initiatives underscore our commitment to harnessing CBM as a viable energy source, contributing to our sustainable energy goals.

#### ***Solar Power Projects***

With a keen focus on sustainable development and reducing dependency on conventional source of energy, we have been successful in installing roof top and ground mounted solar projects in different locations within our command area. As of September 30, 2025, we have installed and commissioned 26.97 MW solar power plant including 6.97 MWp roof top projects and 20 MW Ground mounted projects at different locations. The installed solar plants have generated 1,30,41,271.90 kWh of energy which led to 1,04,33,017.52 kg carbon dioxide reduction in the six months period ended September 30, 2025. These initiatives underscore our commitment to promoting renewable energy and achieving our sustainability goals.

Our rooftop solar power plants generate energy that is directly utilized for our own consumption, reducing our reliance on conventional energy sources and lowering operational costs. For our ground-mounted solar power plants, the generated energy is injected into the grid, and the corresponding energy credits are adjusted in our electricity bills, resulting in cost savings. This approach not only supports our sustainability goals but also enhances our financial performance by optimizing energy usage and reducing carbon emissions.

#### **Utilities**

We purchase various materials and other supplies required for our operations, including high speed diesel, explosives, tires, wire rope and safety materials. We incur significant expenditure on diesel fuel, explosives and tires. Procurement is carried out through tenders. High speed diesel is primarily used for the operation of major equipment for coal mining and processing operations and represents a significant portion of our operating expenditure. We source high speed fuel from several public sector oil companies. We require electricity for our mining operations for the operation of various equipment and facilities and for lighting of our facilities and offices. We source electricity primarily from the electricity power plant.

The table below sets forth our power and fuel expenses and power and fuel expenses as a percentage of our revenue from operations for the periods/years indicated:

Particulars	Six months period ended September 30, 2025	Six months period ended September 30, 2024	Fiscal 2025	Fiscal 2024	Fiscal 2023
Power and fuel expenses (in ₹ million)	4,583.00	4,940.30	9,390.40	11,124.90	13,459.20
Power and fuel expenses as a percentage of revenue from operations (%)	8.10%	7.22%	6.80%	7.81%	10.66%

We require water for our beneficiation facilities, in the dust suppression systems to suppress the coal dust generated during transfer of coal at feed/discharge points of conveyors at various transfer points, in our coal handling plants, at haul roads in open cast mines and for the washing and cooling systems for our equipment. Our main source of water for our underground mines is from water accumulated in our underground mines and for our open cast mines from quarries created during our mining operations.

We require bulk and cartridge explosives and accessories for blasting of overburden and coal. Agreements with such vendors are executed by Coal India Limited and we procure explosives and accessories from these vendors based on the allocations provided by CIL and our specific requirements. Spare parts are primarily procured from original equipment manufacturers or from authorized agents. We require various sizes of “off the road” tires for our heavy equipment used in coal and overburden transportation. We source such tires from certain vendors in India through open domestic tenders.

## Vendors

We strategically collaborate with vendors to support our business activities, sourcing essential materials such as high-speed diesel and explosives, and procuring services including coal production, overburden removal, coal transportation and loading, and coal washing. The majority of these vendors are selected through a tender process. Below are the details of our top ten vendors over the six months period ended September 30, 2025 and 2024 and the last three Fiscals:

Name of Vendor	Amount (in ₹ million)	Percentage of Total Purchases (%)
<b>Six months period ended September 30, 2025</b>		
Devprabha Mining and Infra Private Limited	6,442.82	24.09
Devprabha Construction Private Limited	4,469.28	16.71
Vendor 3	2,182.19	8.16
Indian Oil Corporation Limited	1,011.77	3.78
Tata Steel Limited	825.46	3.09
Hilltop Hirise Private Limited	531.87	1.99
R. K. Transport Co.	504.96	1.89
Meco Technologies Private Limited	490.77	1.84
Khemka Carriers	479.84	1.79
Solar Industries India Limited	465.68	1.74
<b>Total</b>	<b>17,404.63</b>	<b>65.09%</b>
<b>Six months period ended September 30, 2024</b>		
Devprabha Construction Private Limited	3,919.40	15.04
Devprabha Mining & Infra Private Limited	3,289.73	12.62
Vendor 3	2,736.22	10.50
Indian Oil Corporation Limited	1,293.89	4.96
Tata Steel Limited	908.67	3.49
Dhansar Engineering Company Private Limited	791.32	3.04
Hilltop Hirise Private Limited	688.48	2.64
ACB (India) Limited	636.49	2.44
Khemka Carriers	616.26	2.36
R.K. Transport Co.	602.79	2.31

Name of Vendor	Amount (in ₹ million)	Percentage of Total Purchases (%)
<b>Total</b>	<b>15,483.23</b>	<b>59.40%</b>
<b>Fiscal 2025</b>		
Devprabha Mining and Infra Private Limited	10,481.62	17.84
Devprabha Construction Private Limited	9,363.13	15.94
Vendor 3	5,100.04	8.68
Indian Oil Corporation Limited	2,557.89	4.35
Tata Steel Limited	1,890.45	3.22
Khemka Carriers	1,448.09	2.46
Dhansar Engineering Company Private Limited	1,309.46	2.23
Hilltop Hirise Private Limited.	1,286.06	2.19
R. K. Transport Co.	1,184.32	2.02
SNR-SI-VSA (JV)	1,139.60	1.94
<b>Total</b>	<b>35,760.66</b>	<b>60.86%</b>
<b>Fiscal 2024</b>		
Devprabha Construction Private Limited.	6,389.10	12.91
Vendor 2	5,103.50	10.31
Indian Oil Corporation Limited	3,456.99	6.98
R. K. Transport Company.	2,365.68	4.78
Avinash Transport	1,880.83	3.80
Tata Steel Limited	1,867.82	3.77
Hilltop Hirise Private Limited	1,797.43	3.63
Dhansar Engineering Company Private Limited	1,757.37	3.55
Oriana Power Private Limited	854.76	1.73
Khemka Carriers	839.26	1.70
<b>Total</b>	<b>26,312.74</b>	<b>53.16%</b>
<b>Fiscal 2023</b>		
Indian Oil Corporation Limited	5311.92	12.22
Devprabha Construction Private Limited	3,339.98	7.68
R. K. Transport Company	2,447.30	5.63
Hilltop Hirise Private Limited	2,243.92	5.16
AT Devprabha (JV)	1,774.45	4.08
Dhansar Engineering Company Private Limited	1,591.53	3.66
Tata Steel Limited	1,423.52	3.27
Avinash Transport	1,232.68	2.84
AMR Dev Prabha Consortium	1,156.18	2.66
BEML Limited	1054.29	2.43
<b>Total</b>	<b>21,575.77</b>	<b>49.63%</b>

Notes:

- (1) References to 'vendors' are to vendors in a particular period/Fiscal and do not refer to the same vendors across all period/Fiscals.  
(2) Names have not been disclosed due to non-receipt of consent.

For further information, see “Risk Factors – We depend on a limited number of vendors to provide contractual services and any disruptions in their supply of services could adversely affect our business, results of operations, financial condition and cash flows” on page 41.

## Customers

A significant majority of our coal is used in, and we believe we play a strategic role in the development of, the thermal power sector and the steel sector in India. Our customers include large companies, including thermal power generating companies, steel producers and industrial companies both in the public and the private sector with whom we have long-standing relationships. Our clientele also includes Public Sector Undertakings (PSUs) such as Damodar Valley Corporation, Steel Authority of India Limited, Uttar Pradesh Rajya Vidyut Utpadan Nigam Limited, Punjab State Power Corporation Limited, National Thermal Power Corporation Limited, Jhajar Power Limited and Maithon Power Limited.

Set forth below are details of our top ten customers in six months period ended September 30, 2025 and 2024 and the last three Fiscals:

Name of Customer	Contribution to revenue from operations (in ₹ million)	Percentage of revenue from operations (%)
<b>Six months period ended September 30, 2025</b>		
Damodar Valley Corporation	15,294.74	27.03
Uttar Pradesh Rajya Vidyut Utpadan Nigam	8,712.88	15.4
Steel Authority of India Limited	7,992.00	14.12
National Thermal Power Corporation	3,857.97	6.82
Customer 5	2,883.46	5.1
Maithon Power Limited	2,768.56	4.89
Durgapur Project Limited	1,998.86	3.53
Punjab State Power Corporation Limited	1,505.14	2.66
Bokaro Power Supply Company Limited	1,232.88	2.18
Jhajjar Power Limited	1,225.01	2.16
<b>Total</b>	<b>47,471.50</b>	<b>83.89%</b>
<b>Six months period ended September 30, 2024</b>		
Damodar Valley Corporation	16,356.50	23.89
Steel Authority of India Limited	11,875.49	17.35
Uttar Pradesh Rajya Vidyut Utpadan Nigam	8,332.77	12.17
National Thermal Power Corporation	6,246.22	9.12
Maithon Power Ltd	3,942.44	5.76
Customer 6	3,395.16	4.96
Customer 7	2,457.26	3.59
Jhajjar Power Limited	1,672.71	2.44
Durgapur Project Limited	1,292.05	1.89
Bokaro Power Supply Company Limited	880.90	1.29
<b>Total</b>	<b>56,451.50</b>	<b>82.46%</b>
<b>Fiscal 2025</b>		
Damodar Valley Corporation (DVC)	37,086.21	26.87
Steel Authority of India Limited (SAIL)	21,767.01	15.77
National Thermal Power Corporation Limited (NTPC)	18,346.65	13.29
Uttar Pradesh Rajya Vidyut Utpadan Nigam Limited (UPRVUNL)	16,279.12	11.79
Customer 5	8,068.27	5.85
Maithon Power Limited (MPL)	7,443.92	5.39
Customer 7	5,078.10	3.68
Durgapur Projects Limited (DPL)	3,129.70	2.27
Jhajjar Power Limited	3,453.30	2.50
Bokaro Power Supply Company Limited (BPSCL)	2,026.92	1.47
<b>Total</b>	<b>1,22,679.20</b>	<b>88.88%</b>
<b>Fiscal 2024</b>		
Damodar Valley Corporation (DVC)	39,662.99	27.84
Steel Authority of India Limited (SAIL)	23,285.55	16.35
National Thermal Power Corporation LIMITED (NTPC)	19,106.98	13.41
Maithon Power Limited (MPL)	7,508.09	5.27
Customer 5	6,822.02	4.79
Uttar Pradesh Rajya Vidyut Utpadan Nigam Limited (UPRVUNL)	4,720.41	3.31
Customer 7	4,492.11	3.15
Customer 8	3,776.01	2.65
Jhajjar Power Limited	3,710.22	2.60
Durgapur Projects Limited (DPL)	2,027.29	1.42
<b>Total</b>	<b>1,15,111.67</b>	<b>80.79%</b>
<b>Fiscal 2023</b>		
Damodar Valley Corporation (DVC)	31,813.03	25.20
Steel Authority of India Limited (SAIL)	19,325.08	15.31
National Thermal Power Corporation Limited (NTPC)	16,913.51	13.40
Uttar Pradesh Rajya Vidyut Utpadan Nigam Limited (UPRVUNL)	8,736.75	6.92
Maithon Power Limited (MPL)	7,648.99	6.06
Customer 6	6,240.62	4.94
Customer 7	4,882.22	3.87

Name of Customer	Contribution to revenue from operations (in ₹ million)	Percentage of revenue from operations (%)
Jhajjar Power Limited	3,612.50	2.86
Punjab State Power Corporation Limited (PSPCL)	3,991.42	3.16
Bokaro Power Supply Company Limited (BPSCL)	1,737.08	1.38
<b>Total</b>	<b>1,04,901.20</b>	<b>83.10%</b>

Notes:

- (1) References to 'customers' are to customers in a particular period/Fiscal and do not refer to the same customers across all Fiscals.
- (2) Names have not been disclosed due to non-receipt of consent.

See also, "Risk Factors - Our business largely depends upon our top 10 customers which accounted for 83.89%, 82.46%, 88.88%, 80.79% and 83.10% of our revenue from operations in six months period ended September 30, 2025 and 2024 and Fiscals 2025, 2024 and 2023, respectively. The loss of any of these customers could have an adverse effect on our business, financial condition, results of operations and cash flows." on page 39.

Our commitment to quality and timely delivery ensures that we meet the specific needs of each sector, contributing to their operational efficiency and productivity. By maintaining strong relationships with our customers and continuously improving our supply chain logistics, we strive to provide reliable and high-quality coal products that support the growth and sustainability of these industries.

### Equipment and Machinery Infrastructure

As of September 30, 2025, we own and maintain a robust fleet of 507 vehicles, which includes HEMMs such as 1 dragline, 65 shovels, 278 dumpers, 89 dozers, and 74 drills for opencast mining. Additionally, we also own 38 side discharge loaders, 1 longwall package, 2 road headers, 3 miner bolter for underground mining. Mechanization plays a pivotal role in our underground mines, and we are transitioning from medium-level technology like side discharge loaders to mass production technology, including longwall and continuous miner technology:

- **Longwall technology:** Currently, production from the longwall face is ongoing at the Moonidih mine, where we achieved a production of 0.13 million tonnes in six months period ended September 30, 2025. Longwall technology is also being implemented at the Muraidih underground mines, utilizing bolter miners along with feeder breakers and shuttle cars for the development of such longwall panels.
- **Highwall technology :** We have recently initiated production at our Block-II amalgamated open-cast project, utilizing highwall mining technology for the first time. This method allows for the extraction of coal from exposed coal seam faces in open-pit mines using a remote-controlled cutting-head miner. Highwall mining provides several benefits, including cost-effective recovery of previously inaccessible coal reserves, enhanced safety by reducing underground labor, and a smaller environmental footprint compared to traditional mining techniques. The system employs highwall miner units, auger systems, and conveyor belts to efficiently transport mined coal, making it an effective solution for recovering coal from steep highwalls or abandoned surface mines. Additionally, we have signed an agreement for another highwall mining project at Rajapur OCP of Bastacolla on November 21, 2023, which will be operationalized soon. In six months period ended September 30, 2025, we produced 0.15 million tonnes of coal using highwall technology.



We have also introduced the Ferrit monorail system, which has been operational at Moonidih mine since 2017 and is the first of its kind in an Indian mine. It enhances productivity by reducing workforce travel time between entry points and underground working face, thereby increasing productive hours and minimizing fatigue-related risks. The system also facilitates faster and easier material transport with minimal labour. In emergencies, it enables rapid evacuation of injured personnel to the surface for prompt treatment.

These advancements underscore our commitment to leveraging sophisticated technology to enhance operational efficiency, safety, and environmental sustainability in our mining operations.

### **Environmental Initiatives**

We are committed to fostering environmental sustainability and ensuring the well-being of our planet. Our initiatives encompass a comprehensive approach to environmental management, reflecting our dedication to preserving natural resources and promoting ecological balance. We collaborate with CMPDIL to prepare Environment Impact Assessment - Environmental Management Plan reports, which evaluate the impacts on air, water, and land, and implement robust mitigation measures. We have also engaged with reputed institutions for sourcing apportionment studies of ambient air particulate matter in the Jharia coalfield region, aiming to identify pollution sources and their contributions. Routine environmental monitoring is performed by CMPDIL, ensuring that air, water, and noise parameters are meticulously tracked. We manage water pollution through oil and grease traps and have installed a water treatment plant in collaboration with an institution in Dhanbad, to ensure potable water quality. Our rainwater harvesting structures and piezometers for groundwater monitoring further underscore our commitment to sustainable water management.

Additionally, we undertake ecological restoration and afforestation on degraded lands, transforming them into lush green spaces. Our eco-parks, such as Vrindavan Eco Park, Parasnath Udyaan, Govardhan Eco-park, and Panchvati Eco-park connect us with local communities and promote environmental awareness. Through our newsletter "Paryavaran Darpan" and eco-mining tourism initiatives, we disseminate valuable information and showcase our efforts in environmental protection. Furthermore, we operate 38 e-vehicles as of September 30, 2025, to reduce our carbon footprint and contribute to energy conservation.

We have further accelerated our transition towards energy-efficient technologies to reduce energy consumption, emissions, and environmental impact. We have procured energy-efficient appliances, including LED lights (, BLDC fans, energy-efficient air conditioners, energy-efficient motors), and capacitor banks. These measures are expected to result in reduced energy consumption, lower greenhouse gas emissions, improved resource efficiency, and support for climate targets. To monitor air pollution, we have installed 40 online PM10 analyzers covering all mines and railway sidings, generating real-time values. We are also in the process of procuring continuous ambient air quality monitoring systems equipped with specific analyzers for measuring particulate matter (PM2.5), sulfur dioxide (SO2) to monitor other parameters and implement effective air pollution control measures based on real-time monitoring. The procurement of 10 Continuous Ambient Air Quality Monitoring System units has been initiated. Under Mission GREEN, we are transforming coal mining regions into sustainable ecosystems through environmental restoration, renewable energy deployment, sustainable livelihoods, and socio-economic upliftment. Our activities include afforestation, development of eco-parks, mine water management, promotion of renewable energy sources, rejuvenation of traditional water bodies, adoption of new technologies like coal gasification and clean coal technologies, Mission GREEN also focuses on the welfare and development of local communities through educational and skill development programs, healthcare programs, and livelihood opportunities via self-help groups for various socio-economic activities.

## **Research and Development**

Our dedication to research and development (“R&D”) is pivotal in boosting our operational efficiency and technological capabilities. Supported by the CMPDIL, our R&D efforts are centered around pioneering new mining techniques, enhancing coal beneficiation processes, and efficient resource extraction methods.

We have established a comprehensive framework for our R&D initiatives. Our R&D Committee, chaired by our Chairman and Managing Director, is authorized to sanction small-scale R&D projects, with an annual budget allocation of ₹ 10.00 million. To support the R&D Committee and the National Advisory Council for Coal and Energy Research (“NACCER”) at Coal India Limited, we have constituted a multi-disciplinary R&D team. This team is responsible for evaluating and processing R&D proposals and facilitating research initiatives.

We also actively participate in R&D projects funded by the MoC and Coal India Limited, serving as a sub-implementing agency and providing necessary support to research institutions conducting R&D work. As on the date of this Red Herring Prospectus, five R&D projects are in progress. Notable ongoing projects include the development of an energy-efficient ergonomically designed chair lift man riding system, studies on post-mining accelerated reclamation using soil microbial communities, coal derived value-added carbonaceous nano-materials applications, reusability assessment of coal tailing extract (“CTE”) and coal to chemical sensors.

These efforts underscore our commitment to advancing mining technology and sustainability through rigorous R&D activities, which not only fortifies our competitive advantage but also fosters the sustainable growth of the coal industry.

## **Health and Safety**

We are committed to upholding the health and safety of our employees, contract labourers, and the communities we interact with. We adhere to all relevant national and international health and safety regulations, including the Mines Act, Mines Rules, and guidelines from the Ministry of Labour and Employment and the Ministry of Coal.

We strive to manage the potential risks associated with these laws and regulations through our operational controls, environmental monitoring, and routine risk assessment and mitigation processes. While we do not have a standalone health and safety policy, we have adopted the comprehensive health and safety policies established by Coal India Limited, which are committed to ensuring the health and safety of employees. These cover risk assessment, hazard identification, emergency response, and incident reporting. We conduct regular health and safety audits, both internally and externally, to ensure compliance and identify areas for improvement. We believe that accidents and occupational health hazards can be significantly reduced through systematic risk analysis and control, as well as by providing appropriate training to our management and employees. In addition to comprehensive medical facilities provided to employees and their dependents, we are obligated under the Mines Act 1952 to conduct Initial Medical Examinations (“IME”) for every prospective employee scheduled to join our Company. The Mines Act, 1952 also mandates Periodical Medical Examinations (“PME”) for employees every five years to detect any health issues. On average, we conduct 300-500 IMEs and 5,000-5,500 PMEs per year. These examinations are also extended to contractors' labourers employed with us. Additionally, as part of our corporate salary package, we have secured group accidental insurance coverage with various financial institutions for all our employees and contractors' workers. In the unfortunate event of an accidental death, an on-roll employee

will receive a compensation of ₹ 10.00 million from the bank where the employee's salary account is held. Similarly, in the event of an accidental death, a contractor worker will be paid an amount of ₹ 4.00 million by the bank. Currently, all on-roll employees are fully covered under this scheme. Over 90% of the contractors' workers are also covered, with the remaining individuals in the process of enrolment.

### Information Technology

We have an in-house information technology team of 65 executives as of September 30, 2025, which are responsible for overseeing and maintaining our IT systems. We employ a range of information technology systems to enhance operational efficiency and data management. Our IT infrastructure includes Systems Applications and Products (“SAP”) and Enterprise Resource Planning (“ERP”) systems, which integrate various business processes for seamless data flow and improved decision-making. Comprehensive measures are in place to ensure security against IT risks on the SAP and ERP systems, including the implementation of firewalls and other protective mechanisms. The continuity of SAP and ERP operations is ensured through centralized management by Coal India Limited, which includes robust provisions for disaster recovery. These measures guarantee seamless operations in the event of any disruptions.

### Awards and Accreditations

See, “History and Certain Corporate Matters – Awards, accreditations and recognitions received by our Company” on page 264.

### Employees

As of September 30, 2025, we had 31,389 permanent employees. The table below sets forth details of our permanent employees, as of September 30, 2025:

S. No.	Particulars	Number of Employees (As of September 30, 2025)
1.	Executives*	1,811
2.	Non-Executive^	29,578
<b>Total</b>		<b>31,389</b>

\* Appointed by CIL

^ includes workmen, staff and supervisors employed by us

The table below sets forth details of our department wise executive employees:

S. No.	Particulars	Number of Executives (As of September 30, 2025)
1	Mining	727
2	Electrical and Mechanical	198
3	Medical	150
4	Excavation	133
5	Human Resources	137
6	Finance	123
7	Civil	75
8	Survey (Mining)	52
9	Environment	37
10	Coal Preparation	30
11	Material Management	25
12	Community Development	27
13	Marketing and Sales	23
14	System	19
15	Electronics and Telecommunication	20
16	Geology	12
17	Legal	11
18	Industrial Engineering	6
19	Secretarial	3
20	Rajbhasha	1
21	Public Relation	1
22	Company Secretary	1



	<b>Total</b>	<b>1,811</b>
--	--------------	--------------

In addition to the employees listed above, we also engage contract labour through our contractors to facilitate our mining operations. As of September 30, 2025, a total of 4,824 contract labourers have been engaged through outsourcing agencies which were awarded contracts through our tendering process. The table below sets forth details of labourers hired through our contractors contract workers as on September 30, 2025:

S. No.	Activity	Number of Contract Labourers (As of September 30, 2025)
1.	Mining	2,792
2.	Transportation of Coal	415
3.	Civil Works	55
4.	Electrical & Mechanical (E&M) and Other	1,562
<b>Total</b>		<b>4,824</b>

The table below sets forth details of our employee attrition rate for the periods indicated:

Particulars	As of/ for the six months period ended September 30, 2025	As of/ for the six months period ended September 30, 2024	As of/ for the year ended March 31, 2025	As of/ for the year ended March 31, 2024	As of/ for the year ended March 31, 2023
Number of employees	31,389	33,045	32,118	33,920	37,037
Number of employees resigned	18	18	36	69	21
<b>Attrition rate* (%)</b>	<b>0.06%</b>	<b>0.05%</b>	<b>0.11%</b>	<b>0.20%</b>	<b>0.06%</b>

\*Attrition rate represents number of resignations in the relevant category as a percentage of closing number of employees in the relevant category as at the end of respective period/year.

The table below sets forth details of our employee benefits expenses for the periods indicated:

Particulars	Six months period ended September 30, 2025	Six months period ended September 30, 2024	Fiscal 2025	Fiscal 2024	Fiscal 2023
Employee benefits expenses (in ₹ million)	30,375.20	33,363.40	65,423.74	69,506.70	71,479.30
Employee benefits expenses as a percentage of total expenses	49.70%	55.92%	51.52%	55.33%	57.23%

## Training and Development

Our human resources department's training vision and strategy focus on leveraging human capital by continuously enhancing employees' knowledge and capabilities through training and retraining, adapting to market changes to maintain a competitive edge. We offer continuous training for all employee categories via our in-house training center at HRD Complex, Kalyan Bhawan, and 11 group vocational training centers. Additionally, select executives attend training programs at reputable institutes. Specific initiatives include training for stress management, creativity and innovation workshops, and compliance training. We also provide apprenticeship training under the Apprenticeship Rules 1992, offering opportunities to individuals with diploma, and degree qualifications. In six months period ended September 30, 2025 and 2024 and Fiscals 2025, 2024 and 2023, we trained 472, 510, 1,004, 1,105 and 1,150 candidates, respectively. Under Mission Karmayogi, we utilize the iGOT Karmayogi platform for online training, with 39,262 completed courses and 18,011 employees enrolled since its launch in October 2024.

## Competition

The Indian coal industry is highly fragmented with a presence of few large players and several medium and small players. (Source: CRISIL Report, Industry Overview on page 175) In India, we have only CCL as our main competitor in the coking coal segment as this is the major commercial player selling coking coal. Other producers like SAIL and Tata Steel do not sell coking coal commercially and consume it for captive purposes and are not considered as peers. (Source: CRISIL Report, Industry Overview on page 202) However, another Coal India Limited subsidiary, Mahanadi Coalfields Limited, who is the largest non-coking coal producers can be considered as competition in non-coking coal segment. (Source: CRISIL Report, Industry Overview on page 202) For further details, please see “Risk Factors – We operate in a competitive environment which could have an adverse effect on our business, results of operations, financial conditions and cash flows” on page 55.

## Insurance

Our Company maintains insurance policies which are renewable every year. We maintain insurance cover for our assets to cover all normal risks associated with operations of our business, including administrative building, furniture & fixtures. Our insurance policies are subject to customary exclusions and deductibles. We have not incurred losses vis-à-vis our insurance cover and have not had any past instances of our claim exceeding our insurance cover in the six months period ended September 30, 2025 and the last three Fiscals. See, “Risk Factors – We do not maintain insurance coverage in accordance with applicable industry standards and our insurance coverage may not be adequate or we may incur uninsured losses or losses in excess of our insurance coverage which could have an adverse impact on our business, results of operations, financial condition and cash flows” on page 47.

## Corporate Social Responsibility

In compliance with the requirements of Section 135 of the Act read with the Companies (Corporate Social Responsibility) Rules, 2014, our Board of Directors have constituted a Corporate Social Responsibility (“CSR”) Committee pursuant to which we carry out various CSR activities. We have undertaken various education, skill development, environment and sanitation, infrastructure initiatives for the development and upliftment of the communities. Our engagement with local communities through education, environmental awareness, and health initiatives underscores our philosophy of contributing to society and fulfilling our CSR obligations. The table below sets forth details of our CSR spending for the periods indicated:

Particulars	Six months period ended September 30, 2025	Six months period ended September 30, 2025	Fiscal 2025	Fiscal 2024	Fiscal 2023
Corporate social responsibility expenditure (in ₹ million)	36.20	56.40	286.70	100.90	133.60
Corporate social responsibility expenditure as a percentage of total expenses	0.06%	0.09%	0.23%	0.08%	0.11%

We have made substantial investments in educational infrastructure, including the construction of libraries and auditoriums, the installation of smart classrooms and information and communication technology labs, and the provision of various skill development training programs. Additionally, we have prioritized rural development through projects such as constructing multipurpose halls, building roads, and deepening ponds. Our commitment to environmental sustainability is exemplified by our electric bus initiative, which deploys electric buses primarily for the residents of Belgaria, West Bengal offering eco-friendly transportation options. These efforts collectively aim to enhance the quality of life for communities surrounding our operational areas.

## Intellectual Property

As on the date of this Red Herring Prospectus, our Company has made an application for trademarking our logo

under class 37 and class 4 with the Trademarks Registry and the status of both is “Formalities Check Pass”. For further information, see *“Risk Factors – We do not own our corporate trademark, name or logo, and our logo and name have not been registered as trademarks. Accordingly, our ability to use our name or logo may be impaired. If we are unable to protect our intellectual property rights, our business, results of operations and financial condition may be adversely affected. As part of our operations, we might infringe upon the intellectual property rights of others and any misappropriation of our intellectual property could harm our competitive position.”* on page 62.

## Property

Our Registered and Corporate Office is located at Koyla Bhawan, Koyla Nagar, Dhanbad- 826005, Jharkhand, India which is owned by us.

We have also acquired 25,385.68 hectares of mining lease/rights pursuant to the Coking Coal Mines Nationalization Act 1972 and the Coal Mines Nationalization Act 1973 which have been revalidated till March 31, 2050 and we have inherited 2,632.94 hectares of mining lease/rights acquired under Coal Bearing Area (A&D) Act, 1957 from the erstwhile National Coal Development Corporation under Coal Bearing Area (A&D) Act, 1957.

Further, we also acquired mining lease/rights over 812.33 hectares of land for Kapooria Underground Project under Coal Bearing Area (A&D) Act, 1957. Therefore, we have total mining lease/rights over 28,830.95 hectares of land.

Further, as on the date of the Red Herring Prospectus, our Company owns 39,688.85 acres of land.

Set forth below are the details of the properties leased by us as of the date of this Red Herring Prospectus:

Sl. No.	Name of the Lessor	Details of the Leased properties (Land)	Term of the lease	Date of Expiry of lease	Lumpsum Lease charges (Rs. in million)	Whether lessor is a related party	Whether lease deed is adequately stamped/ registered
1.	Indian Railways	Kusunda - chandaur Siding, Dhanbad, Jharkhand	35 years	August 8, 2041	26.22	No	The said land is settled to BCCL for 35 years on the basis of Agreement done between Railway and BCCL on simple Non Judicial stamp paper of Rs 50/-. Therefore, stamp duty and registration charges applicable for registration of land are not required in this case.
2.	Indian Railways	Tetulmuri Siding, Dhanbad, Jharkhand	35 Years	August 8, 2041	1.05	No	The said land is settled to BCCL for 35 years on the basis of Agreement done between Railway and BCCL on simple Non Judicial stamp paper of Rs 50/-. Therefore, stamp duty and registration charges applicable for registration of land are not required in this case.
3.	Indian Railways	Kankani siding, Dhanbad, Jharkhand	35 Years	March 29, 2057	250.93	No	The said land is settled to BCCL for 35 years on the basis of

							Agreement done between Railway and BCCL on simple Non Judicial stamp paper of Rs 100/-. Therefore, stamp duty and registration charges applicable for registration of land are not required in this case.
4.	Indian Railways	Maheshpur siding, Dhanbad, Jharkhand	35 Years	June 15, 2055	77.51	No	The said land is settled to BCCL for 35 years on the basis of Agreement done between Railway and BCCL on simple Non Judicial stamp paper of Rs 100/-. Therefore, stamp duty and registration charges applicable for registration of land are not required in this case.

## KEY REGULATIONS AND POLICIES

*The following description is an overview of certain laws and regulations in India, which are relevant to our Company, as of the date of this Red Herring Prospectus. The information in this section has been obtained from various legislations, including rules, regulations and policies promulgated by regulatory and statutory bodies, which are available in the public domain. The description of laws, regulations and policies set out below is not exhaustive and is only intended to provide general information to investors and is neither designed nor intended to be a substitute for professional legal advice. The statements below are based on the current provisions of Indian law and the judicial and administrative interpretations thereof, which are subject to change or modification by subsequent legislative, regulatory, administrative or judicial decisions.*

### Laws in relation to our business

**We are governed by the following legislations in respect of acquisition of land, mining rights of the coal mines and the conduct of coal mining operations in India:**

- Coal Mines (Nationalization) Act, 1973, as amended, (“Coal Nationalization Act”);
- Coking Coal Mines (Nationalization) Act, 1972, as amended, (“Coking Coal Nationalization Act”);
- Coal Mines (Taking Over of Management) Act, 1973, as amended, (“Coal Mines Takeover Act”);
- Coking Coal Mines (Emergency Provision) Act, 1971 as amended, (“CCME Act”);
- The Right to Fair Compensation and Transparency in Land Acquisition, Rehabilitation and Resettlement Act, 2013 (the “Land Acquisition Act”);
- Coal Bearing Areas (Acquisition and Development) Act, 1957, as amended, (“CBA Act”);
- Coal India (Regulation of Transfers and Validation) Act, 2000, as amended, (“Coal Mines Transfer and Validation Act”);
- Mines and Minerals (Development and Regulation) Act, 1957, as amended, (“MMDR Act”); and
- Coal Mines (Conservation and Development) Act, 1974, as amended (“Conservation and Development Act”).

### Nationalization of Coal Mines

The Coal Nationalization Act was enacted for the purposes of the acquisition and transfer of the right, title and interest of the owners in respect of coal mines. Under the Coal Nationalization Act, on and from May 1, 1973, the right, title and interest of the owners of coal mines were transferred to the Government of India and the Government of India is required to pay a specified amount for such transfer to the owner. The Coal Nationalization Act prohibits any person from carrying on coal mining operations in India, except for: (a) the Government of India or a Government Company including corporations owned, managed or controlled by the Government of India; (b) a person to whom a sub-lease has been granted by the Government of India or such company or corporation mentioned in (a) above; or (c) a company which is engaged in the production of iron and steel, generation of power, washing of coal obtained from a mine, or such other end use as the Government of India may notify. Also, the Coal Nationalization Act provides the Government of India with an option of vesting in a Government Company the right, title and interest of an owner of a coal mine by passing an order in writing. Where the Government of India passes an order in writing for vesting of such coal mines in the Government Company, such Government Company is deemed to be the lessee. The general superintendence, direction, control and management of the affairs and business of a coal mines is vested in the Government of India or such other person appointed by the Government of India.

Further, the Coal Nationalization Act provides that all property vested in the Government of India or the Government Company, as the case may be, shall be free from any encumbrances including mortgages, charges, liens, etc. Any liability of the erstwhile owner that arose prior to May 1, 1973 could not be passed to the Government of India or a Government Company.

Pursuant to the Coal Nationalization Act, the Government of India notified the Coal Mines (Intimation Regarding Mortgage, Charges, Lien or Other Interests) Rules, 1974, under which every mortgagee of any property which has vested under the Coal Nationalization Act in the Government of India or a Government Company, and every person holding any charge, lien or other interest in relation to such a property was required to give an intimation of the same within 30 days from the date stipulated by the Government of India.

Pursuant to the Coal Nationalization Act, the Government of India notified the Coal Mines (Intimation Regarding Mortgage, Charges, Lien or Other Interests) Rules, 1974, under which every mortgagee of any property which

has vested under the Coal Nationalization Act in the Government of India or a Government Company, and every person holding any charge, lien or other interest in relation to such a property was required to give an intimation of the same within 30 days from the date stipulated by the Government of India.

### **Acquisition of Coal Bearing Land**

Though the Coal Nationalization Act vested all the coal mines in the Government of India, acquisition of additional land where coal is likely to be obtained is governed by the CBA Act and the Land Acquisition Act, read with the MMDR Act.

Unlike the Land Acquisition Act which grants general power to the GoI to acquire land, the CBA Act specifically grants power to the Government of India to acquire coal bearing land by notifying in the Official Gazette such land, besides, empowering the Government of India to vest in the Government Company such rights in or over the land.

Further, a government company that has been vested with the right under the CBA Act would become the owner from the date of vesting of such right by the Government of India. However, where the rights under mining lease are acquired under the CBA Act, then from the date of such vesting, the acquirer is deemed to have become the lessee of the State Government.

Where the acquisition of land takes place under the Land Acquisition Act, the following procedure shall be followed:

- identification of land;
- notification of land;
- declaration of land;
- acquisition of land; and
- payment and ownership of land.

However, any person having an interest in such land has the right to object to such acquisition and has the right to receive compensation. The value of compensation for the property acquired depends on several factors, which, among other things, include the market value of the land and damage sustained by the person in terms of loss of profits. The land owner can raise objections in relation to the amount of compensation but cannot challenge the fact that any particular land is needed for a “public purpose” or for a company once a declaration to the same effect has been issued by the appropriate government.

### **National Mineral Policy, 2008**

The Planning Commission had appointed a High Level Committee (“Hoda Committee”) in 2005 to make recommendations regarding the National Mineral Policy and the MMDR Act. National Mineral Policy, 2008 was notified, based on the Hoda Committee Report. The salient features of National Mineral Policy, 2008 are as under:-

- Development of capital market structures to attract risk investment into survey and prospecting.
- Development of a proper inventory of resources and reserves, a mining tenement registry and a mineral atlas, on a priority basis.
- Enforcement of mining plans for adoption of proper mining methods and optimum utilization of minerals.
- Designing of framework of sustainable development which takes care of bio diversity issues and special care to be taken to protect the interest of host and indigenous (tribal) populations through developing models of stakeholder interest based on international best practice.
- Devising of innovative structures for developing and financing the infrastructure needs of mining sector.
- Provision of fair share of value of minerals to the mineral bearing states.
- Financial and operational assistance to be provided to states to address the problem of illegal mining.
- Establishment of appropriate educational and training facilities for human resource development.
- States to ensure with transparency, facilitation and regulation of exploration and mining activities of investors and entrepreneurs, and provision of infrastructure and tax collection, and
- Arms’ length distance to be ensured between mining Public Sector Undertakings and regulatory arm of the state.

The Central Government in consultation with State Governments and other stakeholders, formulated Mines and Minerals (Development and Regulation), Bill, 2010, to implement the National Mineral Policy, 2008.

### **Coal Mines (Conservation and Development) Act, 1974**

The Conservation and Development Act authorizes the Central Government to take measures for conservation of coal and development of coal mines. Under the Conservation and Development Act, the Government of India is also empowered to direct any person to take measures which may be necessary for conservation of coal and the development of coal mines, including stowing for safety, washing of coal with a view to beneficiating and reducing the ash-contents of coal. It lays down specific duties which the owner is mandated to carry out for the conservation of coal and the development of the coal mine. Further, the owner is required to pay excise and customs duty as specified. The provisions of the enactment requires Central Government to distribute a part of the collection of customs and excise duties to the owner of the coal mines, who are required to open a separate account. The funds to the credit of this account are required to be used by the owner of the coal mines to further the objects of the Conservation and Development Act.

### **Coal India (Regulation of Transfers and Validation) Act, 2000, as amended, (“Coal Mines Transfer and Validation Act”)**

The Coal Mines Transfer and Validation Act grants the Government of India the authority to transfer land, rights in and over land, or any right, title, or interest related to a coal mine, coking coal mine, or coke oven plant vested in our Company or a subsidiary incorporated under the Companies Act (hereinafter referred to as “Indian Subsidiaries”) to any other Indian Subsidiary. The transferee Indian Subsidiary shall be obligated to comply, or confirm compliance, with any terms and conditions that the Government of India may deem appropriate. Prior to the enactment of the Coal Mines Transfer and Validation Act, any Indian Subsidiary operating or controlling a coal mine, coking coal mine, or coke oven plant vested in our Company or an Indian Subsidiary is deemed to have been vested with the relevant land, rights, title, or interest by the Government of India, which retains the authority to retrospectively validate such transfers.

### **Coal Mines Regulations, 2017**

The Coal Mines Regulations lay down the duties and the responsibilities of the owner, the workmen, the officials, the manufacturers, the contractors, looking after the working of the coal mines. It also includes the general requirements about mine plans and certain requirements regarding health and safety of workers.

### **The Colliery Control Order, 2000**

In exercise of the powers conferred by the Essential Commodities Act, 1955 and the MMDR Act, the Government of India issued the Colliery Control Order, 2000, as amended, (“**CC Order**”) and the Colliery Control Rules, 2004, as amended, (“**CC Rules**”). Both the CC Order and the CC Rules empowers the Central Government to prescribe the criteria for categorization of coal and the Coal Controller for prescribing the procedure for the categorization of coal, inspection of collieries and quality surveillance, etc. The Coal Controller has also been empowered to issue directions to any colliery owner regulating disposal of stocks of coal, prohibiting or limiting the mining or production of any grade of coal and the requirement of prior permissions to open a coal mine.

### **The New Coal Distribution Policy, 2007**

The MoC issued the New Coal Distribution Policy, 2007, as amended (“**NCD Policy**”) in order to regulate the distribution of coal. This policy removed the classification of consumers into consumers of the core and the noncore sectors and instead, stated that each sector consumers would be treated on merit keeping in view, *inter alia*, the regulatory provisions applicable thereto and other relevant factors. The NCD Policy also deals with the (a) distribution and pricing of coal to different consumers or sectors like the defence sector, railways, power utilities, integrated steel plants, etc.; (b) exclusive distribution policy for the consumers in small and medium sector, replacement of the linkage system with enforceable Fuel Supply Agreements; and (c) laying down of policies for new consumers and a fresh scheme for e-auctioning of coal. The NCD Policy also lays down that discipline and economy should be maintained in the usage of coal since it is considered a scarce fuel. The policy requires our Company to undertake verification of consumers of erstwhile non-core sector consumers to check the veracity of their claim of being *bonafide* consumers of coal and empowers our Company to cancel the allocation of the consumers who are not found to be *bonafide*.

### **The Petroleum Act, 1934 (“Petroleum Act”), Petroleum Rules, 2002 (“Rules, 2002”) and Petroleum and Explosives Safety Organisation (“PESO”)**

The Petroleum and Explosives Safety Organization (PESO) has been serving the nation as a nodal agency for regulating safety of hazardous substances such as explosives, compressed gas and petroleum. It is an institution of excellence in matters related to safety in manufacturing/refining, storage, transportation, handling and use of hazardous substances for over a century.

PESO's major work is to administer the responsibilities delegated under the Explosives Act, 1884 and Petroleum Act, 1934 and the rules made thereunder related to manufacture, import, export, transport, possession, sale and use of Explosives, Petroleum products and Compressed gases.

### **The Right to Fair Compensation and Transparency in Land Acquisition, Rehabilitation and Resettlement Act, 2013 (the “Land Acquisition Act”) and the rules framed thereunder**

The Land Acquisition Act was promulgated to provide a humane, participative, transparent and informed process for land acquisition by the government for its or public sector undertakings or public purpose under the Constitution of India for the purpose of industrialization, development of essential infrastructure facilities and urbanization, and fair compensation to affected persons for their resettlement and rehabilitation. The Land Acquisition Act provides for the procedure for acquisition of land by the government, which includes, inter alia, the requirement of carrying out a social impact assessment. It contains provisions aimed at ensuring just and fair compensation to the affected families whose land has been acquired or is proposed to be acquired with least disturbance to the owners of the land.

### **The Explosives Act, 1884 (the “Explosives Act”) and the Explosives Rules, 2008 (the “Explosive Rules”)**

The Explosives Act is a comprehensive law which regulates by licensing for the manufacturing possession, sale, transportation, export and import of explosives. As per the definition of ‘explosives’ under the Explosives Act, any substance, whether a single chemical compound or a mixture of substances, whether solid or liquid or gaseous, used or manufactured with a view to produce a practical effect by explosion or pyrotechnic effect shall fall under the Explosives Act. The Central Government may, for any part of India, make rules consistent with this act to regulate or prohibit, except under and in accordance with the conditions of a license granted as provided by those rules, the manufacture, possession, use sale, transport, import and export of explosives, or any specified class of explosives. Extensive penalty provisions have been provided for manufacture, import or export, possession, usage, selling or transportation of explosives in contravention of the Explosives Act. In furtherance to the purpose of this Act, the Central Government has notified the Explosive Rules in order to regulate the manufacture, import, export, transport and possession for sale or use of explosives

### **The Public Liability Insurance Act, 1991 (the “PLI Act”) and the Public Liability Insurance Rules, 1991(the “PLI Rules”)**

The PLI Act imposes liability on the owner or controller of hazardous substances for any damage arising out of an accident involving such hazardous substances. A list of hazardous substances covered by the legislation has been enumerated by the government by way of a notification. Under the PLI Act, the owner or handler is also required to take out an insurance policy insuring against liability. The PLI Act also provides for the establishment of the Environmental Relief Fund, which shall be utilized towards payment of relief granted under the Public Liability Act. The PLI Rules mandate the employer to contribute a sum equal to the premium paid on the insurance policies towards the Environmental Relief Fund.

### **Environmental laws**

Clearances under the Environment (Protection) Act, 1986, as amended, (“Environment Act”), the Forest Act, if any forest land is involved, and other environmental laws, such as, Air (Prevention and Control of Pollution) Act, 1981, as amended, (“Air Act”), the Water (Prevention and Control of Pollution) Act, 1974, as amended, (“Water Act”), and Water (Prevention and Control of Pollution) Cess Act, 1977, as amended, (“Water Cess Act”) are required before commencing the operations of the mines. Mining activity within a forest area is not permitted in contravention of the provisions of the Forest Act. The final clearance in respect of both forest and environment is given by the Government of India, through the Ministry of Environment, Forest and Climate Change (“MoEFCC”). Environment Clearance and Forest Clearance applications are made on single window clearance system of MoEFCC i.e. PARIVESH. However, all forest clearance applications have to process through the respective State Governments who then recommend the application to the Government of India. The penalties for non-compliance range from closure or prohibition of mining activity in respect of the mines as well as the power



to stop supply of energy, water or other service and monetary penalties on and imprisonment of the persons in charge of the conduct of the business of the company in accordance with the terms of the Environment Act and the Forest Act.

**Environment Protection Act, 1986 (the “EP Act”) and the Environment Protection Rules, 1986 (the “EP Rules”) read with the Environmental Impact Assessment Notification, 2006 (“EIA Notification”)**

The EP Act has been enacted with the objective of protection and improvement of the environment and for matters connected therewith. As per the EP Act, the Central Government has been given the power to take all such measures for the purpose of protecting and improving the quality of the environment and to prevent, control and abate environmental pollution. Further, the Central Government has been given the power to give directions in writing to any person or officer or any authority for any of the purposes of the EP Act, including the power to direct the closure, prohibition or regulation of any industry, operation, or process. The EP Rules prescribes the standards for emission or discharge of environmental pollutants from industries, operations, or processes, prohibitions and restrictions on the location of industries as well as prohibitions and restrictions on the handling of hazardous substances in different areas for the purpose of protecting and improving the quality of the environment and preventing and abating environmental pollution. Additionally, under the EIA Notification and its subsequent amendments, projects are required to mandatorily obtain environmental clearance from the concerned authorities depending on the spatial extent of potential impacts and potential impact on human health and natural and manmade resources.

Additionally, the Government of India issued another Notification No. S.O. 1533(E) dated September 14, 2006, as amended, (“**2006 EIA Notification**”), whereby, the earlier notification dated January 27, 1994 (including the amendments thereto) were superseded. The 2006 EIA Notification changed the entire procedure for granting of environmental clearances. According to the 2006 EIA Notification, all new projects, expansion of existing projects, product-mix activities and projects require prior environment clearance if they are listed in the schedule to the said notification. The projects and activities listed under ‘category A’ of the schedule require clearance from the regulatory authority constituted by the Central Government, whereas, the projects and activities listed under ‘Category B’ are required to obtain clearance from State Environment Impact Assessment Authority, (“**SEIAA**”).

The SEIAA will base its decision of granting prior environment clearance on the basis of the recommendations of the State Expert Appraisal Committee (“**SEAC**”) while the Central Government will grant prior environmental clearance for category A projects on the basis of the recommendations of the Expert Appraisal Committee (“**EAC**”) to be constituted as per this notification. If the SEIAA or the SEAC is not constituted in any state then the Category B project will be deemed to be Category A project.

The notification provides for four stages for prior environment clearance. However not all stages apply to all projects. The four stages are:

1. **Screening:** During this process the appraisal authority shall determine whether there is a requirement of Environment Impact Assessment Report to be submitted as per the guidelines given by the Central Government in this context.
2. **Scoping:** During this process the appraisal committee will determine the Terms of Reference (“**TOR**”) for each of the category (i.e. category A and B 1 projects). TOR will be conveyed to the applicant within 60 days of receipt of the application in prescribed format.
3. **Public Consultancy and Public Hearing:** This process involves obtaining and receiving objections and other concerns of local affected persons and others who have a stake in the project and its impact. Public Hearing should be conducted by the State Pollution Control Board or the Union Territory Pollution Control Committee within 45 days from the date of receiving the application from the project proponent to this effect.
4. **Appraisal:** SEAC or EAC accordingly shall consider the final Environment Impact Assessment report and the outcome of public consultation and other documents and make recommendations to the regulatory authority. They may recommend granting prior environmental clearance on stipulated terms and conditions or rejecting the applications recording the reasons for the same.

Further, as per the 2006 EIA notification, the management of the project which obtained prior environmental clearance shall submit to the regulatory authority compliance report every six months. All the compliance reports shall be public documents.

**Water (Prevention and Control of Pollution) Act, 1974 (the “Water Act”)**

The Water Act provides for the prevention and control of water pollution and the maintaining or restoring of wholesomeness of water, and the establishment of the Central Pollution Control Board, as well as state pollution control boards (“**State PCB**”), to implement its provisions, including to lay down standards of treatment of sewage and trade effluents. The Water Act prohibits the use of any stream or well for the disposal of polluting matter, in violation of the standards set down by the State PCB. The Water Act also provides that the consent of the State PCB must be obtained prior to establishing any industry, operation or process, or opening of any new outlets, which are likely to discharge sewage effluent. The Water Act prescribes specific amounts of fine and terms of imprisonment for various contraventions.

### **Air (Prevention and Control of Pollution) Act, 1981 (the “Air Act”)**

The Air Act provides for the prevention, control and abatement of air pollution. Under the Air Act, the State Government may, after consultation with the relevant state pollution control board declare, by notification in the Official Gazette, any area or areas within the state as air pollution control area or areas for the purposes of the Air Act. Pursuant to the provisions of the Air Act, any person establishing or operating any industrial plant within an air pollution control area, must obtain the consent of the relevant state pollution control board prior to establishing or operating such industrial plant. Further, no person operating any industrial plant in any air pollution control area shall discharge or permit or cause to be discharged the emission of any air pollutant in excess of the standards laid down by the state pollution control board. The Air Act prescribes specific amounts of fine and terms of imprisonment for various contraventions.

### **Hazardous and Other Wastes (Management and Transboundary Movement) Rules, 2016 (the “Hazardous Waste Rules”)**

The Hazardous Waste Rules regulate the management, treatment, storage and disposal of hazardous waste. Under the Hazardous Waste Rules, “hazardous waste” inter alia means any waste which by reason of characteristics such as physical, chemical, biological, reactive, toxic, flammable, explosive or corrosive, causes danger or is likely to cause danger to health or environment, whether alone or in contact with other wastes or substances. Every occupier of a facility generating hazardous waste must obtain authorization from the relevant state pollution control board. Further, the occupier, importer or exporter, or operator of a disposal facility is liable for damages caused to the environment or third party resulting from the improper handling and management and disposal of hazardous waste and shall be liable to pay any financial penalty that may be levied by the respective state pollution control board for violation of the Hazardous Waste Rules.

### **Forest Act**

In case forest lands are involved, the mining lease can be executed only after obtaining the forest clearances as per the Forest Act. The Forest Act provides that no State Government or any other authority shall authorize, without the prior approval of the Central Government, that any forest land or any portion thereof may be used for any non-forest purpose where ‘non-forest’ purpose refers to the breaking up or clearing of any forest land or portion thereof for:

- the cultivation of tea, coffee, spices, rubber, palms, oil-bearing plants, horticultural crops or medicinal plants; or
- any purpose other than reforestation but does not include any work relating or ancillary to conservation, development and management of forests and wildlife.

### **Labour laws**

In order to rationalize and reform the existing labour laws in India, the Government of India has framed four labour codes, namely the (i) Occupational Safety, Health and Working Conditions Code, 2020, (ii) Industrial Relations Code, 2020, (iii) Code on Wages, 2019, and (iv) the Code on Social Security, 2020 (collectively the “**Labour Codes**”). The Labour Codes were notified by the Central Government on November 21, 2025, subsuming the existing labour laws.

#### **(i) The Occupational Safety, Health and Working Conditions Code, 2020**

The Occupational Safety, Health and Working Conditions Code, 2020 (“**OSHC Code**”) subsumes certain existing legislations, including the Factories Act, 1948, the Contract Labour (Regulation and Abolition) Act, 1970, The Mines Act, 1952, and the Inter-State Migrant Workmen (Regulation of Employment and Conditions of

Service) Act, 1979. This code provides for, among other things, standards for health, safety and working conditions for employees of establishments. The OSHWC Code broadly applies to an establishment where 10 or more workers are employed and include a place where any industry, trade, business, manufacturing or occupation is carried out, places undertaking motor transport, a newspaper establishment, an audio-video production, building and other construction work or plantations and applies to all establishments involving hazardous processes regardless of the threshold of workers. It also defines a “factory” to cover any premises which employees or had employed 20 or more workers on any day of the preceding twelve months, and in which a manufacturing process is carried on with the aid of power or, 40 or more workers on any day of the preceding twelve months, and in which a manufacturing process is carried on without the aid of power. The OSHWC Code also ensures that contract labour falls under safety and welfare protections provided by the establishment, and introduces the concept of core activity, restricting the scope of outsourcing of an establishment’s primary function while allowing contract labour for non-core services such as housekeeping or maintenance. It expands protection for inter-state migrant workers, covering those recruited directly or through contractors, and introduces entitlements such as journey allowances. The OSHWC Code also defines hazardous processes based on activities involving dangerous substances and mandates higher safety standards for such operations. The OSHWC Code also subsumes the Mines Act, 1952, consolidating all safety, health and welfare provisions relating to mining operations into a single unified framework, ensuring comprehensive coverage for mine workers.

Prior to the enactment of OSHWC Code, the Company was operating in accordance with the Mines Act, 1952, the Mine Rules, 1955 and Mine Rescue Rules, 1985. These rules shall remain in-effect till the time the Government of India and state governments enact further rules under the OSHWC Code.

#### (ii) **The Industrial Relations Code, 2020**

The Industrial Relations Code, 2020 (“**IR Code**”) subsumes three existing legislations, namely, the Industrial Disputes Act, 1947, the Trade Unions Act, 1926 and the Industrial Employment (Standing Orders) Act, 1946 and provides a unified framework governing trade unions, conditions of employment, layoffs, retrenchment, and dispute resolution mechanisms. The IR Code introduces certain uniform definitions such as ‘worker’ which has been expanded to include sales promotion employees, working journalists, and supervisory employees earning up to ₹18,000/- per month, thereby extending statutory labour protections to a wider segment of workers, ‘employee’ which includes managerial and supervisory personnel and employer which includes any person or authority with control over an establishment, including those employing through contractors. The IR Code establishes that an industrial establishment, employing 300 or more workers, shall require prior permission from the appropriate government authority, for lay-off, retrenchment, or closing down its industrial establishment, with flexibility for States to enhance this limit further. It also introduces fixed-term employment, granting such employees benefits similar to permanent workers including gratuity on a pro-rata basis.

#### (iii) **The Code on Wages, 2019**

The Code on Wages, 2019 (“**COW**”) subsumes four separate legislations, namely, the Payment of Wages Act, 1936, the Minimum Wages Act, 1948, the Payment of Bonus Act, 1965 and the Equal Remuneration Act, 1976. It provides a framework governing wage regulation, minimum wages, payment timelines, and bonus entitlements across sectors. The provisions related to wages apply to all employees in both organised as well as unorganised sectors, irrespective of wage threshold. The COW also introduces floor wages, which will be fixed by the Central Government on the basis of minimum living standards of an employee which will be revised at regular intervals. It also directs the State governments to ensure that the minimum wages in their respective regions are not lower than the prescribed floor wage.

#### (iv) **The Code on Social Security, 2020**

The Code on Social Security, 2020 (“**CSS**”) subsumes several separate legislations including the Employee’s Compensation Act, 1923, the Employees’ State Insurance Act, 1948, the Employees’ Provident Funds and Miscellaneous Provisions Act, 1952, the Employment Exchanges (Compulsory Notification of Vacancies) Act, 1959, the Maternity Benefit Act, 1961, and the Payment of Gratuity Act, 1972. It provides a framework for social security of employees. CSS provides coverage of schemes such as employee provident fund, employee state insurance, maternity benefits, gratuity, employee compensation, and social-security funds to fixed-term employees, contract workers, inter-state migrant workers, and gig and platform workers through dedicated welfare funds. CSS also enables portability of benefits through Aadhaar-based registration and provides a framework for state and central governments to roll out social-security schemes for unorganised, gig, and platform workers.

### **The Coking Coal Mines (Nationalisation) Act, 1972**

An act to provide for the acquisitions and transfer of the right, title and interest of the owners of the coking coal mines as specified in schedule 1 of the act, and the right, title and interest of owners of such coke oven plants as are in or about the said coking coal mines with a view to reorganizing and reconstructing such mines and plants for the purpose of protecting, conserving and promoting scientific development of the iron and steel industry and for matters connected therewith or incidental thereto.

### **The Coal Bearing Areas (Acquisition and Development) Act, 1957.**

An Act to establish in the economic interest of India greater public control over the coal mining industry and its development by providing for the acquisition by the State of unworked land containing or likely to contain coal deposits or of rights in or over such land, for the extinguishment or modification of such rights accruing by virtue of any agreement, lease, licence or otherwise, and for matters connected therewith.

### **Shops and establishments legislations**

Under the provisions of local shops and establishments legislations applicable in the states in India where our establishments are set up and business operations exist, such establishments are required to be registered. Such legislations regulate the working and employment conditions of the workers employed in shops and establishments, including commercial establishments, and provide for fixation of working hours, rest intervals, overtime, holidays, leave, termination of service, maintenance of records, maintenance of shops and establishments and other rights and obligations of the employers and employees. These shops and establishments' acts, and the relevant rules framed thereunder, in each state, also prescribe penalties in the form of monetary fine or imprisonment for violation of provisions, as well as procedures for appeal in relation to such contravention of the provisions.

In addition to the Labour Codes and the local shops and establishments legislations, the employment of workers, depending on the nature of activity, is regulated by a wide variety of generally applicable labour laws. The various other labour and employment-related legislations (and rules issued thereunder) that may apply to our operations, from the perspective of protecting the workers' rights and specifying registration, reporting and other compliances, and the requirements that may apply to us as an employer, would include the following:

- The Child and Adolescent Labour (Prohibition and Regulation) Act, 1986.
- The Labour Welfare Fund Act, 1965.
- Sexual Harassment of Women at Workplace (Prevention, Prohibition and Redressal) Act, 2013.
- Coal Mines Pension Scheme, 1988.
- The Mines Vocational Training Rules, 1966.
- The Mines Creche Rules, 1961.
- Coal Mines Pithead Bath Rules, 1946.
- Mineral Concession Rules, 2016.
- Coal Mines Provident Fund and Miscellaneous Provisions, Act 1948.
- The Payment of Undisbursed Wages (Mines) Rules, 1989.

### **Taxation Laws**

#### **Income Tax Act, 1961 (the “*Income Tax Act*”)**

The Income Tax Act governs the taxation of individuals, corporations, partnership firms, and other entities. In accordance with the provisions of the Income Tax Act, the tax rates applicable to such entities are determined based on the income declared by them or assessed by the tax authorities, after considering the allowable deductions and exemptions under the Act. The Act mandates the maintenance of proper books of accounts, along with the requisite supporting documents and registers. Additionally, the filing of income tax returns is a compulsory obligation for all assesses.

#### **Goods and Service Tax (“*GST*”)**

The Goods and Services Tax is a tax imposed on the supply of goods, services, or both, by the Central and State Governments. It was introduced through the Constitution (One Hundred and First Amendment) Act, 2017 and is governed by the GST Council. GST is applicable to the supply of goods and services, with the Central Government

levying tax on intra-state supplies, while State Governments and Union Territories with legislatures, as well as Union Territories without legislatures, impose their respective taxes. GST operates as a destination-based consumption tax, structured as a dual GST system wherein both the Central and State Governments concurrently levy taxes on a common base. The GST framework is implemented through various legislations, including the Central Goods and Services Tax Act, 2017 ("CGST"), the State Goods and Services Tax Act, 2017 ("SGST"), the Union Territory Goods and Services Tax Act, 2017 ("UTGST"), the Integrated Goods and Services Tax Act, 2017 ("IGST"), and the Goods and Services Tax (Compensation to States) Act, 2017, along with the rules prescribed thereunder.

### **The Customs Act, 1962 (the “*Customs Act*”)**

The Customs Act governs the regulation of the import and export of goods in India, establishing procedures for the assessment, collection, and enforcement of customs duties and taxes. It provides a comprehensive framework for customs clearance, including the required documentation, goods valuation, and classification for duty assessment. Additionally, the Act outlines mechanisms for addressing contraventions, smuggling, and violations of trade regulations. The Customs Act grants customs authorities the authority to inspect and seize goods, enforce trade policies, and ensure compliance with both domestic and international trade laws. By facilitating efficient trade while protecting national interests, the Customs Act plays a pivotal role in India's trade and economic framework.

### **Approvals from local authorities**

Setting up of a mining unit entails the requisite planning approvals to be obtained from the relevant local panchayat(s) outside the city limits and appropriate metropolitan development authority within the city limits. Consents from the state pollution control board(s) and the relevant state electricity board(s), among others, are required to be obtained before commencing the building of a factory or starting manufacturing operations. f

### **Other Indian laws**

In addition to the above, we are also governed by the provisions of the Companies Act and rules framed thereunder, relevant central and state tax laws, intellectual property laws, foreign exchange and investment laws and foreign trade laws and other applicable laws and regulations imposed by the central and state government and other authorities for over day to day business, operations and administration.

## HISTORY AND CERTAIN CORPORATE MATTERS

### Brief history of our Company

Our Company was incorporated in Bihar as “Bharat Coking Coal Limited”, as a private limited company under the Companies Act, 1956, pursuant to a certificate of incorporation dated January 01, 1972, issued by the Registrar of Companies, Bihar at Patna. Thereafter, our Company was converted from a private limited company to a public limited company, pursuant to a special resolution passed by our shareholders in the extraordinary general meeting held on April 28, 2025, and a fresh certificate of incorporation dated May 7, 2025 was issued by the Registrar of Companies, Central Processing Centre.

### Changes in the Registered Office

Except as stated below, our Company has not changed its registered office address since the date of incorporation:

Effective Date	Old Address	New Address	Reason for Change
November 24, 1978	Sijua, Dhanbad	Koyla Bhawan, Koyla Nagar, Dhanbad Jharkhand, India – 826005	Shifting to newly constructed building

### Main objects of our Company

The main objects contained in our Memorandum of Association are as follows:

- (a) To carry on in India and elsewhere the trade or business of coal mining including the management of coking coal mines either independently or for or on behalf of or under the directions of the Central Government or any State Government whether as custodian, receiver or in any other similar capacity.*  
*(b) To acquire coal mines by purchase, lease, licence, grant amalgamation or otherwise*  
*(c) To carry on the extractions, beneficiation, sale and purchase of coal and its by-products*  
*(d) To produce or otherwise engage generally in the production, sale and disposal of coking coal and its by products including coke*
- To re-organise and or re-construct any coking or other coal mines taken over by the Government of India and to take over the change of management of such mines in order to conserve and promote the scientific development of sources of coking coal.*
- To mine, quarry or beneficiate coking coal and manufacture coke and other by-products of coal, purchase or otherwise acquire, sell or otherwise dispose of or deal in coking coal and its by-products including coke and all minerals and other materials of every kind needed for or resulting from the mining/manufacture, product on or processing of coal coke and other by-product of every kind*
- To search for inspect, prospect, examine, explore mine, quarry, purchase or otherwise acquire in the Union of India or elsewhere in the world, deposits of all other metals, minerals and mineral substances of every kind which may be of direct or indirect use in the production of coking coal and its by-products or which may result as an incident to or by product of any of the foregoing.*
- To carry on the trades or business of colliery proprietors, coke manufactures, in all their respective branches*
- To search for, get, work, raise, make merchantable, sell and deal in coal, and to manufacture and sell patent fuel*
- To produce, process, store, distribute, sell, import, export or otherwise deal in gas and other by-products arising from the coal gasification process in India and abroad and for this purpose, to install, operate and manage all necessary plants, mines, establishments and works.*

8. *To carry on in India and abroad all or any of the business of generation, purchase, production, manufacture, processing, import, development, storage, accumulation, transmission, distribution, sale export of otherwise dealing in all aspects of electricity (including products derived from or connected with any other forms of energy) including without limitation thermal(based on coal/gas), solar, hydro, wind, tidal, geo-thermal, biological any other forms of energy through Conventional or Non-conventional Renewable energy sources, construction, operation and maintenance, renovation and modernization of power stations and projects, cables, wires, lines, accumulators, lamps and works and for that purpose, to promote, operate and carry on the business of coal washers, liquefied natural gas for supply of fuel to power stations and also to undertake in India and abroad the business of other allied/ancillary industries including those for utilization of steam generated at power stations, coal ash and other by products and install, operate and manage all necessary plants, establishments and works.*
9. *To explore, produce, sell and distribute Coal Bed Methane Gas and its by products in India and abroad and for this purpose to install, operate and manage all necessary plants, mines, establishments and works*

The main objects as contained in our Memorandum of Association enable our Company to carry on the business presently being carried out and proposed to be carried out by it.

#### **Amendments to the Memorandum of Association in the last 10 years**

Set out below are the amendments to our Memorandum of Association in the last 10 years preceding the date of this Red Herring Prospectus:

<b>Date of Shareholders' resolution</b>	<b>Particulars</b>
March 24, 2020	Clause V of our Memorandum of Association was amended to reflect the reclassification of the authorised share capital from ₹ 51,000,000,000 divided into 25,000,000 equity shares of face value ₹ 1,000 each and 26,000,000 non-convertible redeemable cumulative preference shares of face value ₹ 1,000 each to ₹ 51,000,000,000 divided into 51,000,000 equity shares of face value ₹ 1,000 each.
April 28, 2025	Clause V of our Memorandum of Association was amended to reflect the sub-division of the authorised share capital of our Company from ₹ 51,000,000,000 divided into 51,000,000 equity shares of face value ₹ 1,000/- each into ₹ 51,000,000,000 divided into 5,100,000,000 equity shares of face value ₹ 10/- each
April 28, 2025	Clause II of our Memorandum of Association was amended to reflect that the registered office of the company is situated in Dhanbad, Jharkhand.

#### **Major events and milestones of our Company**

The table below sets forth certain major events and milestones in the history of our Company:

<b>Calendar Year</b>	<b>Major events and milestones</b>
2025	Restarted the coal production from Pootki-Bulliary project under the mine developer and operator model.
2024	Highest ever production of coal and offtake; Production of 41.10-million-ton raw coal with 13.59% growth and off- take of 39.27 million tonne clocking a growth of 10.42% over the corresponding period in the previous year
2024	Wiped out its accumulated loss from its books of accounts in FY 2023-24.
2023	Letter of work for the work “Re-open, salvage, rehabilitate, develop, construct, and operate or excavation/extraction of coal from Salanpur – AGKC Colliery coal mine and delivery thereof
2022	Highwall mining technology was introduced at Amalgamated Block-II OCP “ <b>ABOCP</b> ” of BCCL through a mine operator for extraction of coal and delivery thereof.
2021	BCCL awarded the tender to a contractor for extraction of coalbed methane from Jharia Coal Bed Methane “ <b>CBM</b> ” Block I (Jharia coalfield, BCCL leasehold area) on a revenue share (percentage) basis.

Calendar Year	Major events and milestones
2018	Commercial operation of 1.6 MTPA Dahibari non-linked washery “NLW” coal washery was successfully commenced and handed over by BCCL.
2014	Conferred the Mini Ratna Status (Category-I) on October 7, 2014
2013	The net worth became positive in year FY 2012-13.
2013	Came out of Board for Industrial and Financial Reconstruction (BIFR) on February 12, 2013

#### Awards, accreditations and recognitions received by our Company

Calendar year	Awards
2025	Awarded the gold award at the 1 <sup>st</sup> Greenenviro Environment Award 2025 in the category of “Environment Excellence - Metal & Mining Sector” by the Greenenviro Foundation.
2024	Awarded second position for the "Corporate Award for quality awareness" by Coal India Limited.
	Awarded the "Special Recognition Award for Dividend Payment" for outstanding performance in 2023-24 by Coal India Limited.
	Moonidih coal mine of BCCL was given a 5 star rating and awarded the third prize at the annual rating of coal mines in India for the Year 2022-23.
	Conferred the Indian corporate social responsibility award for “Best Skill Development Initiative of the Year - 2024 (PSU)” by Brand Hanchos.
2023	Declared winner for outstanding achievements in promotion of education at the 10 <sup>th</sup> Greentech CSR India Award 2023 by Greentech Foundation.
	Declared winner for outstanding achievements in healthcare promotion at the 10 <sup>th</sup> Greentech CSR India Award 2023 by Greentech Foundation.
	Silver award in “CSR COVID Relief Project (mid-scale)” at the 7 <sup>th</sup> CSR health impact awards.
2022	Conferred the coal minister's award FY 2021-22 and was given second prize by Coal India Limited in recognition and appreciation of exemplary performance in coal quality.

#### Time/cost overrun in setting up projects

Except as disclosed below, our Company has not experienced any time or cost overruns in relation to any projects set up by our Company as on the date of this Red Herring Prospectus:

Project	Scheduled Completion Date	Actual/ Estimated Completion Date	Cost Overrun
Muraidih underground turn-key project	April 30, 2014	December 31, 2027	Nil
2.5 Mtpa Patherdih non-linked washery coal washery	April 27, 2018	December 31 2026	Nil
2.0 Mtpa Bhojudih non-linked Washery coal washery	September 30, 2020	December 31, 2025	Nil
Moonidih XV Seam under ground	March 31, 2019	March 31, 2027	Nil
25 MW (Alternative current) solar photo voltaic power plant at Bhojudih coal washery, Purulia district, West Bengal	November 04, 2023	January 31, 2026	Nil

#### Defaults or re-scheduling/restructuring of borrowings with financial institutions/banks

As on the date of this Red Herring Prospectus, there have been no defaults or re-scheduling/ re-structuring in relation to borrowings availed by us from any bank or financial institution. For further information of our financing arrangements, please see “*Financial Indebtedness*” on page 462.

#### Launch of key products or services, entry into new geographies or exit from existing markets, capacity/ facility creation or location of plants



For details of key products or services launched by our Company, entry into new geographies or exit from existing markets, capacity/facility creation and location of plants, to the extent applicable, see “*Our Business*” on page 215.

#### **Significant financial and strategic partnerships**

As on the date of this Red Herring Prospectus, our Company does not have any significant financial or strategic partnerships.

#### **Material clauses of the Articles of Association**

All material clauses of our Articles of Association having a bearing on the Offer have been disclosed in this Red Herring Prospectus. For further details see “*Description of Equity Shares and Terms of the Articles of Association*” on page 534.

#### **Details regarding material acquisitions or divestments of business/undertakings, mergers, amalgamation, any revaluation of assets, etc., in the last 10 years**

As on the date of this Red Herring Prospectus, our Company has not made any material acquisitions or divestments of any business or undertaking, and has not undertaken any material merger, amalgamation or any revaluation of assets in the last 10 years.

#### **Details of shareholders’ agreements and other key agreements**

There are no other agreements/ arrangements and clauses / covenants, to which our Company or our Corporate Promoter or Shareholders are a party, which are material and which need to be disclosed in this Red Herring Prospectus or non-disclosure of which may have bearing on the investment decision in connection with the Offer.

There are no agreements entered into by our Company pertaining to the primary and secondary transactions of securities of our Company including any financial arrangements thereof. Further, there are no findings/observations of any of the inspections by SEBI or any other regulator. Additionally, this Red Herring Prospectus includes all the material covenants of the agreements disclosed hereunder.

#### **Key terms of any other subsisting material agreements including with strategic partners, joint venture partners and/or financial partners, entered into, other than in the ordinary course of business of the issuer**

Except as disclosed in “*Our Business*” on page 215, our Company has not entered into any subsisting material agreements with strategic partners, joint venture partners and/or financial partners other than in the ordinary course of business of our Company

#### **Inter-se agreements between Shareholders**

As on the date of this Red Herring Prospectus, our Company, Promoters and Shareholders do not have any inter-se agreements/ arrangements and clauses/ covenants which are material in nature and that there are no other clauses/ covenants which are adverse/ pre-judicial to the interests of the minority/ public shareholders. Also, there are no other agreements, deed of assignments, acquisition agreements, shareholders’ agreement, inter-se agreements or agreements of like nature.

#### **Agreements with Key Managerial Personnel, Senior Management, Directors, Promoters or any other employee**

As on the date of this Red Herring Prospectus, there are no agreements entered into by any Key Managerial Personnel or Senior Management or Director or Promoters or any other employee of our Company, either by themselves or on behalf of any other person, with any shareholder or any other third-party with regard to compensation or profit sharing in connection with dealings in the securities of our Company.

As of the date of this Red Herring Prospectus, except as entered in the normal course of business, there are no agreements entered into by the Shareholders, Promoters, Promoter Group entities, Directors, KMPs, employees of our Company, among themselves or with our Company or with a third party, solely or jointly, which, either directly or indirectly or potentially or whose purpose and effect is to, impact the management or control of our

Company or impose any restriction or create any liability upon our Company, whether or not our Company is a party to such agreements.

### **Holding Company**

Coal India Limited, our Promoter, is our holding company. For further details, please see “*Our Promoters and Promoter Group*” on page 293.

### **Subsidiaries**

As on the date of this Red Herring Prospectus, our Company does not have any subsidiary.

### **Joint Ventures**

As on the date of this Red Herring Prospectus, our Company does not have any joint ventures.

### **Associates**

As on the date of this Red Herring Prospectus, our Company does not have any associates.

### **Guarantees provided to third parties by our Promoters offering their Equity Shares in the Offer for Sale**

One of our Promoters, i.e., Coal India Limited, who is also the Promoter Selling Shareholders, has not provided any personal guarantees to third parties with respect to our Company as on the date of this Red Herring Prospectus.

For further details, please see ‘*Our Promoters and Promoter Group*’ on page 293.

### **Other confirmations**

There is no conflict of interest between the suppliers of raw materials and third-party service providers (which are crucial for operations of our Company) and our Company.

There is no conflict of interest between the lessors of the immovable properties (crucial for operations of the company) and our Company.

## OUR MANAGEMENT

### Board of Directors

In terms of the Companies Act and our Articles of Association, our Company is required to have not less than three Directors and not more than 15 Directors. However, the Company may appoint more than 15 Directors after passing a special resolution. As on the date of this Red Herring Prospectus, our Board comprises seven Directors including four Executive Directors, two Non-Executive Directors and one Independent Director.

In accordance with the MCA notification, dated June 5, 2015, the DPE Guidelines on Corporate Governance for Central Public Sector Enterprises and pursuant to our Articles of Association, matters pertaining to the appointment, removal, performance evaluation and remuneration of our Directors are determined by the President of India, acting through Ministry of Coal. Accordingly, in so far as the abovementioned matter in relation to the appointment of directors is concerned, the composition of the board of directors of our Company is precluded from being consistent basis the SEBI Listing Regulations as on the date of this Red Herring Prospectus.

Accordingly, in relation to the composition of the Board, our Company had filed an exemption letter with the SEBI dated May 30, 2025 under Regulation 300(1) of the SEBI ICDR Regulations and Regulation 102 of the SEBI Listing Regulations seeking exemptions *inter alia*, from the perspective of the board composition per the relevant provisions of the SEBI Listing Regulations. SEBI vide its letter bearing reference number SEBI/CFD/RACDIL2/2025/24344/1 dated September 12, 2025 has granted our Company an exemption from compliances of the aforesaid corporate governance requirements as prescribed under the SEBI Listing Regulations, until the listing of the Equity Shares of the Company. The exemptions sought under the SEBI Listing Regulations are granted only till the listing of our Equity Shares and subsequent to listing, our Company is required to comply with the applicable provisions of the SEBI Listing Regulations.

Further, our Company through its letter dated December 3, 2025, had sought an exemption from SEBI under Regulation 300(1) of the SEBI ICDR Regulations and Regulation 102 of the SEBI Listing Regulations from: (i) the corporate governance in relation composition of the Nomination and Remuneration Committee as specified under Regulation 19(1)(c) of the SEBI Listing Regulations; (ii) constitution of the committee of Independent Directors as required under Clause (9)(K)(4)(f) of Part A of Schedule VI of the SEBI ICDR Regulations, since the Company is exempted from complying with Regulation 17(1) of the SEBI Listing Regulations, and has only one Independent Director on the Board, and (iii) the corporate governance requirements in relation to the composition of the Stakeholders Relationship Committee and Risk Management Committee as required under Regulations 20(2A) and 21(2) of the SEBI LODR Regulations respectively. SEBI vide its letter bearing reference number SEBI/CFD/RAC-DIL2/P/OW/2025/30957/1 dated December 11, 2025 has granted our Company an exemption from compliance of the aforesaid corporate governance requirements as prescribed under the SEBI LODR Regulations and the constitution of the committee of independent directors for approval of price band under Clause (9)(K)(4)(f) of Part A of Schedule VI of the SEBI ICDR Regulations. For further details, see “*Summary of the Offer Document – Exemption from complying with any provisions of securities laws, if any, granted by SEBI*” on page 32.

The following table sets forth details regarding our Board of Directors as on the date of this Red Herring Prospectus:

Sr. No	Name, date of birth, designation, address, occupation, current term, period of directorship and DIN	Age (years)	Other directorships
1.	<b>Manoj Kumar Agarwal</b>  <b>Date of birth:</b> December 4, 1967  <b>Designation:</b> Chairman cum Managing Director, Chief Executive Officer and Director (Finance), additional charge  <b>Category:</b> Executive Director  <b>Address:</b> Director’s Bungalow No.2, Koyla Nagar, P.S. –Saraidhella, PO: BCCL Township,	58	<b>Indian Companies</b>  Nil  <b>Foreign Companies</b>  Nil

Sr. No	Name, date of birth, designation, address, occupation, current term, period of directorship and DIN	Age (years)	Other directorships
	<p>District: Dhanbad, State: Jharkhand, PIN code: 826005</p> <p><b>Occupation:</b> Service</p> <p><b>Current term:</b> Till the date of superannuation from services, i.e., December 31, 2027 or till further orders, whichever is earlier.</p> <p><b>Period of directorship:</b> Since January 27, 2025</p> <p><b>DIN:</b> 10947182</p>		
2.	<p><b>Murli Krishna Ramaiah</b></p> <p><b>Date of birth:</b> August 16, 1966</p> <p><b>Designation:</b> Director (Human Resources)</p> <p><b>Category:</b> Executive Director</p> <p><b>Address:</b> 3<sup>rd</sup>-FR FL-3D, 7, Diamond Harbour Road, VTC-Paschim Barisha, P.O. Thakurpukur, Sub District Thakurpukur Mahestola, South 24 Parganas, West Bengal – 700063.</p> <p><b>Occupation:</b> Service</p> <p><b>Current term:</b> Till the date of superannuation from services, i.e., August 31, 2026 or till further orders, whichever is earlier.</p> <p><b>Period of directorship:</b> Since February 23, 2023</p> <p><b>DIN:</b> 10061115</p>	59	<p><b>Indian Companies</b></p> <p>Nil</p> <p><b>Foreign Companies</b></p> <p>Nil</p>
3.	<p><b>Sanjay Kumar Singh</b></p> <p><b>Date of birth:</b> October 6, 1968</p> <p><b>Designation:</b> Director (Technical)</p> <p><b>Category:</b> Executive Director</p> <p><b>Address:</b> 45/2-4 Road No. 16 Adityapur 1, Po/Ps: Adityapur, Adityapur – 1, Seraikela – kharsawan, Jharkhand – 831013</p> <p><b>Occupation:</b> Service</p> <p><b>Current term:</b> For a period of five years from the date of assumption of charge or till the date of superannuation from services, or till further orders, whichever is earlier</p>	57	<p><b>Indian Companies</b></p> <p>Nil</p> <p><b>Foreign Companies</b></p> <p>Nil</p>

Sr. No	Name, date of birth, designation, address, occupation, current term, period of directorship and DIN	Age (years)	Other directorships
	<b>Period of directorship:</b> Since October 10, 2023 <b>DIN:</b> 08535373		
4.	<b>Niladri Roy</b> <b>Date of birth:</b> April 11, 1966 <b>Designation:</b> Director (Technical), additional charge <b>Category:</b> Executive Director <b>Address:</b> 303 Parbati Garden, Asansol, APCAR Garden, Raghunath Chak, UC Danga, Bardhaman West Bengal - 713304 <b>Occupation:</b> Service <b>Current term:</b> For a period of eight months from September 1, 2025 to April 30, 2026 or till assumption of charge by regular incumbent or till further orders, whichever is earlier. <b>Period of directorship:</b> Since September 1, 2025 <b>DIN:</b> 10055093	59	<b>Indian Companies</b> Eastern Coalfields Limited Coal Gas India Limited <b>Foreign Companies</b> Nil
5.	<b>Sanoj Kumar Jha</b> <b>Date of birth:</b> November 14, 1973 <b>Designation:</b> Part-time Official Director <sup>#</sup> <b>Category:</b> Non-Executive Director <b>Address:</b> Flat No. C-1, Tower – 2, Near Hotel Leela Palace, New Moti Bagh, Southwest Delhi, Delhi - 110023 <b>Occupation:</b> Service <b>Current term:</b> until further orders in this regard <b>Period of directorship:</b> Since May 01, 2025 <b>DIN:</b> 11100701	52	<b>Indian companies</b> NLC India Limited <b>Foreign companies</b> Nil
6.	<b>Mukesh Choudhary</b> <b>Date of birth:</b> April 30, 1971 <b>Designation:</b> Part-time Official Director* <b>Category:</b> Non-Executive Director	54	<b>Indian companies</b> Coal India Limited Western Coalfields Limited Mahanadi Coalfields Limited CIL Navikarniya Urja Limited <b>Foreign companies</b>

Sr. No	Name, date of birth, designation, address, occupation, current term, period of directorship and DIN	Age (years)	Other directorships
	<b>Address:</b> Bungalow No. D-4, CIL Residential Complex, premises no. 04, behind Coal Bhawan, Action Area -1A, New town, North 24 Parganas Kolkata – 700156, West Bengal  <b>Occupation:</b> Service  <b>Current term:</b> until further orders in this regard  <b>Period of directorship:</b> Since July 17, 2025  <b>DIN:</b> 07532479		Nil
7.	<b>Arun Kumar Oraon</b>  <b>Date of birth:</b> February 21, 1962  <b>Designation:</b> Non-official Independent Director  <b>Category:</b> Independent Director  <b>Address:</b> Vasanti, Hehal, Bagicha Toli, Post-Hehal, Thana- Sukhdev Nagar, Ranchi, Jharkhand-834005  <b>Occupation:</b> IPS (Retired)  <b>Current term:</b> For a period of one year with effect from the date of notification of his appointment or until further orders, whichever is earlier  <b>Period of directorship:</b> Since April 30, 2025  <b>DIN:</b> 09388744	63	<b>Indian companies</b>  Nil  <b>Foreign companies</b>  Nil

<sup>#</sup>Appointed as the nominee of the Ministry of Coal, Government of India

<sup>\*</sup>Appointed as the nominee of Coal India Limited by Ministry of Coal, Government of India

### Brief biographies of Directors

**Manoj Kumar Agarwal** is the Chairman cum Managing Director, Chief Executive Officer and Director (Finance), additional charge, of our Company since January 27, 2025. He holds a bachelor's degree in technology in mining engineering from Indian School of Mines and a master's degree in business administration (executive) from Indian Institute of Management Ranchi. He has also obtained manager's first class certificate of competency to manage a coal mine. He is the overall in-charge of the Company. Prior to joining our Company, he was associated with Central Coalfields Limited and Northern Coalfields Limited.

**Murli Krishna Ramaiah** is the Director (Human Resources) of our Company since February 23, 2023. He holds a bachelor's degree in science from Nagpur University. He is responsible for the functions of personnel & industrial relations, manpower & recruitments amongst others. Prior to joining our Company, he was associated with Steel Authority of India Limited.

**Sanjay Kumar Singh** is the Director (Technical) of our Company since October 10, 2023. He holds a bachelor's degree in technology in mining engineering from Indian School of Mines and has completed cycle n25 of general management programme from European Centre for Executive Development. He also holds manager's first class certificate of competency to manage a coal mine. He is responsible for the functions of the departments of

excavation, estate, UG and siding, E&M including Central Transportation Pool, contract management cell, washery construction, material management, central survey and Jharia action plan. He is also responsible for the functions in the areas of Western Jharia, PB area, Kusunda, Bastacolla, Lodna, Eastern Jharia, CCWO and its washeries. Prior to joining our Company, he was associated with JSW Steel Limited, Adani Enterprises Limited and Tata Steel Limited.

**Niladri Roy** is the Director (Technical), additional charge, of our Company since September 1, 2025. He holds a bachelor's degree in technology(mining engineering) from the Indian School of Mines, Dhanbad. He is responsible for functions in the headquarter departments of Planning & Project - E&T and IT, Safety & Rescue, Geology and Drilling/ R&D/ New Initiatives, Quality Control, Industrial Engineering, Environment, MDO and Block E OCP and in areas such as Barora, Block –II, Govindpur, Katras, Sijua and CV. Presently, he is the full time Director (technical) of Eastern Coalfields Limited. Prior to joining Eastern Coalfields Limited, he was associated with Coal India Limited as Executive Director (Production).

**Sanoj Kumar Jha** is the Part-time Official Director of our Company since May 01, 2025. He is an Additional Secretary (within Ministry of Coal). Prior to joining our Company, he has served as the principal secretary, women and child development department, Government of Sikkim. He holds a bachelor of science (honours course) degree in physics from University of Delhi, master of science in public policy and management from King's College London and advanced management programme in public policy from the Indian School of Business.

**Mukesh Choudhary** is the Part-time Official Director of our Company since July 17, 2025. He holds a bachelor's degree in mechanical engineering from the University of Rajasthan. He also holds a master's degree in financial analysis from the Institute of Chartered Financial Analysts of India University, Tripura. Prior to joining our Company, he was associated with the Department of Defence Production, Directorate of Ordinance, Kolkata as a deputy director general.

**Arun Kumar Oraon** is the Non- official Independent Director of our Company since April 30, 2025. He holds a bachelor's degree in science from Ranchi University and a bachelor's degree in medicine and surgery from Ranchi University. Prior to joining our Company, he was associated with Indian Police Service at the rank of Inspector General of Police and was also associated with Coal India Limited as an independent director.

#### **Arrangement or understanding with major Shareholders, customers, suppliers, or others**

Except Mukesh Choudhary and Sanoj Kumar Jha, who are appointed by Ministry of Coal, Government of India, as nominees of Coal India Limited and the Ministry of Coal, respectively, none of our Directors has been appointed or selected pursuant to any arrangement or understanding with our major Shareholders, customers, suppliers or others.

#### **Service contract with Directors**

No of our Directors have entered a service contract with our Company pursuant to which they are entitled to any benefits upon termination of employment.

#### **Terms of appointment of our Directors**

##### **A. Terms of employment of our Executive Directors**

##### **Manoj Kumar Agarwal, Chairman cum Managing Director, CEO and Director (Finance), additional charge**

Manoj Kumar Agarwal was appointed as the Chairman cum Managing Director, CEO and Director (Finance), additional charge, on September 1, 2025 for a term until the date of his superannuation, i.e., December 31, 2027 or until further orders. In pursuance to the Ministry of Coal's letter no. Estt-21/20/2024-ESTABLISHMENT dated September 18 2025, the key terms and conditions of the appointment and particulars of remuneration, amongst others, of Manoj Kumar Agarwal are as follows:

<b>Pay scale (monthly)</b>	₹ 0.18 million to 0.32 million
<b>Basic salary (per month)</b>	₹ 0.24 million
<b>Annual increment</b>	3.0% of the basic pay, until maximum of pay scale is reached

<b>House rent allowance</b>	In accordance with the Department of Public Enterprises' OM dated August 3, 2017 and August 4, 2017
<b>Dearness allowance</b>	In accordance with the IDA scheme as spelt out in Department of Public Enterprises' OM dated July 6, 2022
<b>Performance related payments</b>	In accordance with the IDA scheme as spelt out in Department of Public Enterprises' OM dated August 3, 2017
<b>Superannuation benefits</b>	
<b>Club membership</b>	Corporate club membership (upto two clubs)
<b>Other allowances</b>	Upto 35% of basic pay, in accordance with the Department of Public Enterprises' OM dated August 3, 2017, August 4, 2017 and September 7, 2017

#### **Murli Krishna Ramaiah, Director (Human Resources)**

Murli Krishna Ramaiah was appointed as the Director (Human Resources) on February 23, 2023 for a term until the date of his superannuation, i.e., August 31, 2026 or until further orders, whichever is earlier. In pursuance to the Ministry of Coal's letter no. Estt-21/6/2022-ESTABLISHMENT dated March 20 22, 2024, the key terms and conditions of the appointment and particulars of remuneration, amongst others, of Murli Krishna Ramaiah are as follows:

<b>Pay scale (monthly)</b>	₹ 0.16 million to 0.29 million
<b>Basic salary (per month)</b>	₹ 0.23 million
<b>Annual increment</b>	3.0% of the basic pay, until maximum of pay scale is reached
<b>House rent allowance</b>	In accordance with the Department of Public Enterprises' OM dated August 3, 2017 and August 4, 2017
<b>Dearness allowance</b>	In accordance with the IDA scheme as spelt out in Department of Public Enterprises' OM dated July 6, 2022
<b>Performance related payments</b>	In accordance with the IDA scheme as spelt out in Department of Public Enterprises' OM dated August 3, 2017
<b>Superannuation benefits</b>	
<b>Club membership</b>	Corporate club membership (upto two clubs)
<b>Other allowances</b>	Upto 35% of basic pay, in accordance with the Department of Public Enterprises' OM dated August 3, 2017, August 4, 2017 and September 7, 2017

#### **Sanjay Kumar Singh, Director (Technical)**

Sanjay Kumar Singh was appointed as the Director (Technical) on October 10, 2023 for a term for a period of five years from the date of assumption of charge or till the date of superannuation from services, or till further orders. In pursuance to the Ministry of Coal's letter no. Estt-21/24/2022-ESTABLISHMENT dated November 16, 2023, the key terms and conditions of the appointment and particulars of remuneration, amongst others, of Sanjay Kumar Singh are as follows:

<b>Pay scale (monthly)</b>	₹ 0.16 million to 0.29 million
<b>Basic salary (per month)</b>	₹ 0.16 million
<b>Annual increment</b>	3.0% of the basic pay, until maximum of pay scale is reached
<b>House rent allowance</b>	In accordance with the Department of Public Enterprises' OM dated August 3, 2017 and August 4, 2017
<b>Dearness allowance</b>	In accordance with the IDA scheme as spelt out in Department of Public Enterprises' OM dated July 6, 2022
<b>Performance related payments</b>	In accordance with the IDA scheme as spelt out in Department of Public Enterprises' OM dated August 3, 2017
<b>Superannuation benefits</b>	
<b>Club membership</b>	Corporate club membership (upto two clubs)
<b>Other allowances</b>	Upto 35% of basic pay, in accordance with the Department of Public Enterprises' OM dated August 3, 2017, August 4, 2017 and September 7, 2017

#### **Niladri Roy, Director (Technical)**

Niladri Roy was appointed as the Director (Technical), additional charge on September 1, 2025 for a term of eight months from the date of assumption of charge or till assumption of charge by regular incumbent or till further orders, whichever takes place earlier. Niladri Roy has been given the additional charge of Director (Technical) on September 1, 2025 and his primary appointment is as Director (Technical), ECL and therefore the remuneration is paid by ECL itself and our company is not liable to pay any remuneration to Niladri Roy.



In pursuance to the Ministry of Coal's letter no. Estt-21/19/2022-ESTABLISHMENT dated March 18, 2024, the key terms and conditions of the appointment and particulars of remuneration, amongst others, of Niladri Roy are as follows:

<b>Pay scale (monthly)</b>	₹ 0.16 million to 0.29 million
<b>Basic salary (per month)</b>	₹ 0.24 million
<b>Annual increment</b>	3.0% of the basic pay, until maximum of pay scale is reached
<b>House rent allowance</b>	In accordance with the Department of Public Enterprises' OM dated August 3, 2017 and August 4, 2017
<b>Dearness allowance</b>	In accordance with the IDA scheme as spelt out in Department of Public Enterprises' OM dated July 6, 2022
<b>Performance related payments</b>	In accordance with the IDA scheme as spelt out in Department of Public Enterprises' OM dated August 3, 2017
<b>Superannuation benefits</b>	
<b>Club membership</b>	Corporate club membership (upto two clubs)
<b>Other allowances</b>	Upto 35% of basic pay, in accordance with the Department of Public Enterprises' OM dated August 3, 2017, August 4, 2017 and September 7, 2017

## B. Terms of Appointment of our Non- Executive Directors

Other than our Part-time Official Directors, who are entitled to a sitting fee of ₹ 20,000 for each meeting of our Board and our Committee thereon, none of our Non-Executive Directors are entitled to receive any remuneration/ sitting fees from our Company.

## Payments or benefits to Directors of our Company

### A. Remuneration to our Executive Directors

The details of remuneration paid to our Executive Directors in Fiscal 2025 are as follows:

<b>Name of Director</b>	<b>Designation</b>	<b>Remuneration for Fiscal 2025 (in ₹ million)</b>
Manoj Kumar Agarwal	Chairman cum Managing Director, CEO and Director (Finance), additional charge	0.72*
Murli Krishna Ramaiah	Director (Human Resource)	5.94
Sanjay Kumar Singh	Director (Technical)	3.68
Niladri Roy	Director (Technical), additional charge	NIL**

\*Manoj Kumar Agarwal received a remuneration of ₹0.72 million in his capacity as Director (Technical).

\*\*Niladri Roy was appointed on the Board on September 1, 2025, and hence did not receive any remuneration during Fiscal 2025. Further, since he is appointed only with an additional charge and his primary appointment is as Director (Technical), ECL, his remuneration is paid by ECL itself and our company is not liable to any remuneration.

## Remuneration paid or payable to our Directors by our subsidiaries or associates

As on the date of this Red Herring Prospectus, our Company does not have any subsidiaries or associates.

## Contingent and deferred compensation payable to our Directors

There is no contingent or deferred compensation payable by our Company to our Directors.

## Bonus or profit sharing plan for Directors

None of our Directors is party to any bonus or profit-sharing plan of our Company other than the performance related pay given to our Executive Directors.

## Shareholding of Directors in our Company

As per our Articles of Association, our Directors are not required to hold any qualification shares.

Except as stated below, none of our Directors hold any Equity Shares as on the date of this Red Herring Prospectus:

S. No.	Name of the Director	Designation	Number of Equity Shares held
1.	Mukesh Choudhary	Part-time Official Director	100*
2.	Murli Krishna Ramaiah	Director (Human Resource)	100*
3.	Sanjay Kumar Singh	Director (Technical)	100*
4.	Manoj Kumar Agarwal	Chairman cum Managing Director, CEO and Director (Finance), additional charge	100*

\*Jointly held with Coal India Limited

## Interest of Directors

Certain Directors may be deemed to be interested to the extent of their remuneration, performance-based incentives and reimbursement of expenses, if any, payable to them by our Company.

Certain Directors may be deemed to be interested to the extent of Equity Shares, held by them in our Company as nominee shareholders of Coal India Limited. The beneficial interest of such Equity Shares lies with Coal India Limited.

Our Directors may also be regarded as interested in the Equity Shares that may be subscribed by or allotted to their relatives and companies, firms and trusts, in which they are interested as directors, proprietors, members, partners, trustees and promoters, pursuant to this Offer.

As on the date of this Red Herring Prospectus, none of our Directors have any interest in the promotion or formation of our Company other than in the ordinary course of business.

Except as stated in the section titled “*Restated Financial Information*” beginning on page 299, and to the extent of shareholding in our Company, if any, our Directors do not have any other interest in our business.

None of our Directors have any interest in any property acquired in the preceding three years or proposed to be acquired from our Company or by our Company, or in any transaction by our Company for acquisition of land, construction of building or supply of machinery.

There are no material existing or anticipated transactions whereby our Directors will receive any portion of the proceeds from the Offer.

As on the date of this Red Herring Prospectus, no loans have been availed by our Directors from our Company

## Relationship between our Directors, Key Managerial Personnel and Senior Management

None of our Directors are related to each other or to any of our Key Managerial Personnel or the Senior Management.

## Other confirmations

None of our Directors is or has been a director on the board of any listed company whose shares have been/were suspended from being traded on any of the stock exchanges, during his/her tenure, in the five years preceding the date of this Red Herring Prospectus.

None of our Directors is, or was a director of any listed company, which has been or was delisted from any stock exchange, during the term of their directorship in such company.

None of our Directors have been identified as Wilful Defaulters, Fugitive Economic Offenders or Fraudulent Borrowers.

None of our Directors are interested as a member of a firm or company, and no sum has been paid or agreed to be paid to our Directors or to such firm or company in cash or shares or otherwise by any person either to induce him/her to become, or to help him/her qualify as a Director, or otherwise for services rendered by him/her or by the firm or company in which he/she is interested, in connection with the promotion or formation of our Company.

There is no conflict of interest between the suppliers of raw materials and third-party service providers (which are crucial for operations of our Company) and our Directors.

There is no conflict of interest between the lessors of the immovable properties (which are crucial for operations of our Company) and our Directors.

### Changes in the Board in the last three years

Sr. No	Name	Date of appointment/cessation	Reason*
1.	Sanjay Kumar	October 15, 2025	Resignation
2.	Niladri Roy	September 1, 2025	Appointment
3.	Rakesh Kumar Sahay	August 31, 2025	Relinquishment of charge upon superannuation
4.	Samiran Dutta	August 31, 2025	Relinquishment of charge upon superannuation
5.	Mukesh Choudhary	July 17, 2025	Appointment
6.	Debashish Nanda	May 31, 2025	Relinquishment of charge
7.	Sanoj Kumar Jha	May 1, 2025	Appointment
8.	Lakhpat Singh Choudhary	May 1, 2025	Relinquishment of charge
9.	Arun Kumar Oraon	April 30, 2025	Appointment
10.	Lakhpat Singh Choudhary	April 8, 2025	Appointment
11.	Vismita Tej	April 8, 2025	Relinquishment of charge
12.	Shankar Nagachari	January 27, 2025	Relinquishment of charge
13.	Manoj Kumar Agarwal	January 27, 2025	Appointment
14.	Vismita Tej	January 20, 2025	Appointment
15.	Anandji Prasad	January 20, 2025	Relinquishment of charge
16.	Ram Kumar Roy	December 30, 2024	Completion of term
17.	Satyabrata Panda	October 31, 2024	Completion of term
18.	Alok Kumar Agrawal	October 31, 2024	Completion of term
19.	Shashi Singh	October 31, 2024	Completion of term
20.	Shankar Nagachari	January 12, 2024	Appointment
21.	Uday Anantrao Kaole	December 19, 2023	Relinquishment of charge
22.	Sanjay Kumar Singh	October 10, 2023	Appointment
23.	Sanjay Kumar Singh	June 30, 2023	Retired on superannuation
24.	Rakesh Kumar Sahay	April 14, 2023	Appointment
25.	Harsh Nath Mishra	February 23, 2023	Relinquishment of charge
26.	Murli Krishna Ramaiah	February 23, 2023	Appointment

\*Does not include change in designation

Note: The relinquishment of charge for each of the Directors is in the normal course of business of our Company.

### Borrowing powers of the Board

In accordance with the Articles of Association and subject to approval from the President of India, acting through the Ministry of Coal, Government of India or Coal India Limited and provisions of the Companies Act, 2013, our Board may by means of a board resolution passed from time to time, borrow and/or secure the payment of any sum or sums of money for the purposes of our Company. Provided that no approval of President of India, acting through Ministry of Coal, Government of India or Coal India Limited would be necessary for borrowing from the banks for the purpose of meeting the working capital requirements on the hypothecation of our Company's current assets.

### Corporate Governance

In addition to the provisions of the Companies Act and DPE Guidelines on Corporate Governance for Central Public Sector Enterprises ("**DPE Guidelines**"), the provisions of SEBI Listing Regulations will also be applicable to our Company immediately upon the listing of our Equity Shares on the Stock Exchanges.

Our Chairman cum Managing Director is an Executive Director. As on the date of this Red Herring Prospectus, our Company has seven Directors on its Board, which includes four Executive Directors, two Part-time Official Directors (Non-Executive Directors) who are nominees of Coal India Limited and one Independent Directors.

Pursuant to MCA notifications dated June 5, 2015, June 13, 2017 and February 5, 2018 and any other notification issued by the MCA, the Central Government has exempted/ modified the applicability of certain provisions of the Companies Act, 2013 in respect of Government Companies. In accordance with this notification, the DPE Guidelines and pursuant to our Articles of Association, matters pertaining to, *inter alia* appointment, remuneration

and performance evaluation of our Directors are determined by the President of India acting through the Ministry of Coal, Government of India. Further, our statutory auditor is appointed by the Comptroller and Auditor General of India. Accordingly, in so far as the aforementioned matters are concerned, the terms of reference of our Nomination and Remuneration Committee and Audit Committee only allow these committees to take on record the actions of the President of India, acting through the Ministry of Coal, Government of India or the Comptroller and Auditor General of India, as the case may be.

Pursuant to Regulation 19(4) read with Paragraph A of Part D of Schedule II of SEBI Listing Regulations, provisions relating to (i) identification of persons who are qualified to become directors, (ii) recommending appointment and removal of directors, (iii) recommending extension of the term of independent directors, (iv) formulation of criteria for evaluation of performance of the directors, (v) devising policy on diversity of the board of directors, (vi) formulation of the criteria for determining qualifications, positive attributes and independence of a director, are required to be included in the terms of reference of Nomination and Remuneration Committee. However, since our Company is a government company, the power to appoint directors on our Board is vested with the President of India acting through the Ministry of Coal, Government of India and, resultantly, our Nomination and Remuneration Committee and our Board members do not have the power to appoint Directors to our Board. In this regard, our Company had filed an exemption letter dated May 30, 2025, with SEBI under Regulation 300 and of SEBI ICDR Regulations.

Other than as described above, our Company is not in compliance with corporate governance norms prescribed under the SEBI Listing Regulations, including in relation to the composition of its Audit committee, right to information, corporate social responsibility and sustainable development policy. For further details, see “*Summary of the Offer Document – Exemption from complying with any provisions of securities laws, if any, granted by SEBI*” on page 32.

SEBI vide its letter bearing reference number SEBI/CFD/RACDIL2/2025/24344/1 dated September 12, 2025 has granted our Company an exemption from compliances of the aforesaid corporate governance requirements as prescribed under the SEBI Listing Regulations, until the listing of the Equity Shares of the Company and subsequent to listing, our Company is required to comply with the applicable provisions of the SEBI Listing Regulations.

Further, our Company through its letter dated December 3, 2025, had sought an exemption from SEBI under Regulation 300(1) of the SEBI ICDR Regulations and Regulation 102 of the SEBI Listing Regulations from: (i) the corporate governance in relation composition of the Nomination and Remuneration Committee as specified under Regulation 19(1)(c) of the SEBI Listing Regulations; (ii) constitution of the committee of Independent Directors as required under Clause (9)(K)(4)(f) of Part A of Schedule VI of the SEBI ICDR Regulations, since the Company is exempted from complying with Regulation 17(1) of the SEBI Listing Regulations, and has only one Independent Director on the Board, and (iii) the corporate governance requirements in relation to the composition of the Stakeholders Relationship Committee and Risk Management Committee as required under Regulations 20(2A) and 21(2) of the SEBI LODR Regulations respectively. SEBI vide its letter bearing reference number SEBI/CFD/RAC-DIL2/P/OW/2025/30957/1 dated December 11, 2025 has granted our Company an exemption from compliance of the aforesaid corporate governance requirements as prescribed under the SEBI LODR Regulations and the constitution of the committee of independent directors for approval of price band under Clause (9)(K)(4)(f) of Part A of Schedule VI of the SEBI ICDR Regulations.

### **Committees of the Board**

In terms of the SEBI Listing Regulations and the provisions of the Companies Act, 2013, our Company has constituted the following Board committees:

- a) Audit Committee
- b) Nomination and Remuneration Committee
- c) Stakeholders’ Relationship Committee
- d) Corporate Social Responsibility Committee
- e) Risk Management Committee

For purposes of this Offer, our Board has also constituted an IPO Committee.

### ***Audit Committee***

The Audit Committee was originally constituted pursuant to a resolution passed by our Board dated January 12, 2002 and was last reconstituted pursuant to a resolution of our Board dated November 15, 2025. The current constitution of the Audit committee is as follows:

Name of Director	Position in committee	Designation	Category
Arun Kumar Oraon	Chairman	Non-Official Independent Director	Independent Director
Sanoj Kumar Jha	Member	Part time Official Director	Non-Executive Director
Mukesh Choudhary	Member	Part time Official Director	Non-Executive Director
Sanjay Kumar Singh	Member	Director (Technical)	Executive Director
Niladri Roy	Member	Director (Technical), additional charge	Executive Director

Its terms of reference as updated pursuant to a meeting of the Board of Directors held on May 27, 2025, are as follows:

The Audit Committee shall be responsible for, among other things, as may be required by the DPE guidelines on corporate guidelines from time to time, the following:

#### **Powers of Audit Committee:**

The Audit Committee shall have powers, including the following:

- 1) to investigate any activity within its terms of reference
- 2) to seek information from any employee
- 3) to obtain outside legal or other professional advice; and
- 4) to secure attendance of outsiders with relevant expertise, if it considers necessary; and
- 5) such other powers as may be prescribed under the Companies Act and SEBI Listing Regulations.

#### **Role of Audit Committee**

The role of the Audit Committee shall include the following:

1. oversight of financial reporting process and the disclosure of financial information relating to the Company to ensure that the financial statements are correct, sufficient and credible;
2. To take note of the appointment and the terms of appointment of the auditors of the Company by the Comptroller and Auditor General of India ("CAG").
3. Recommending to the Board the fixation of audit fees, based on the order/instructions of the CAG;
4. Approval of payment to statutory auditors for any other services rendered by the statutory auditors;
5. reviewing, with the management, the annual financial statements and auditor's report thereon before submission to the Board for approval, with particular reference to:
  - a) Matters required to be included in the director's responsibility statement to be included in the Board's report in terms of clause (c) of sub-section 3 of section 134 of the Companies Act, 2013
  - b) Changes, if any, in accounting policies and practices and reasons for the same
  - c) Major accounting entries involving estimates based on the exercise of judgment by management
  - d) Significant adjustments made in the financial statements arising out of audit findings

- e) Compliance with listing and other legal requirements relating to financial statements
  - f) Disclosure of any related party transactions; and
  - g) Modified opinion(s) in the draft audit report.
6. reviewing, with the management, the quarterly, half-yearly and annual financial statements before submission to the Board for approval;
  7. reviewing with the management, performance of Statutory and Internal Auditors and adequacy of the internal control systems.
  8. reviewing, with the management, the statement of uses / application of funds raised through an issue (public issue, rights issue, preferential issue, etc.), the statement of funds utilized for purposes other than those stated in the issue document / prospectus / notice, and making appropriate recommendations to the Board to take up steps in this matter. This also includes monitoring the use/application of the funds raised through the proposed initial public offer by the Company;
  9. reviewing and monitoring the auditor's independence and performance, and effectiveness of audit process;
  10. approval of any subsequent modification of transactions of the Company with related parties and omnibus approval for related party transactions proposed to be entered into by the Company, subject to the conditions as may be prescribed

*Explanation: The term "related party transactions" shall have the same meaning as provided in Clause 2(zc) of the SEBI Listing Regulations and/or the applicable Accounting Standards and/or the Companies Act, 2013.*

11. reviewing, at least on a quarterly basis, the details of related party transactions entered into by the Company pursuant to each of the omnibus approvals given;
12. scrutiny of inter-corporate loans and investments;
13. valuation of undertakings or assets of the Company, wherever it is necessary;
14. evaluation of internal financial controls and risk management systems;
15. reviewing, with the management, performance of statutory and internal auditors, adequacy of the internal control systems;
16. reviewing the adequacy of internal audit function, if any, including the structure of the internal audit department, staffing and seniority of the official heading the department, reporting structure coverage and frequency of internal audit;
17. discussion with internal auditors of any significant findings and follow up thereon;
18. reviewing the findings of any internal investigations by the internal auditors into matters where there is suspected fraud or irregularity or a failure of internal control systems of a material nature and reporting the matter to the Board;
19. discussion with statutory auditors before the audit commences, about the nature and scope of audit as well as post-audit discussion to ascertain any area of concern;
20. recommending to the board of directors the appointment and removal of the external auditor, fixation of audit fees and approval for payment for any other services;
21. looking into the reasons for substantial defaults in the payment to depositors, debenture holders, shareholders (in case of non-payment of declared dividends) and creditors;
22. reviewing and monitoring the functioning of the whistle blower mechanism;

23. monitoring the end use of funds raised through public offers and related matters;
24. overseeing the vigil mechanism established by the Company, with the chairman of the Audit Committee, providing for adequate safeguards against victimisation of employees and directors who avail of the vigil mechanism and directly hearing grievances of victimization of employees and directors, who used vigil mechanism to report genuine concerns in appropriate and exceptional cases;
25. approval of appointment of chief financial officer (i.e., the whole-time finance Director or any other person heading the finance function or discharging that function) after assessing the qualifications, experience and background, etc. of the candidate;
26. To review the follow up action on the audit observations of CAG Audit.
27. To review the follow up action taken on the recommendations of Committee on Public Undertakings (COPU) of the Parliament.
28. Provide an open avenue of communication between the independent auditor, internal auditor and the Board of Directors
29. The Audit Committee shall mandatorily review the following information:
  - a) Management discussion and analysis of financial condition and results of operations.
  - b) Management letters / letter of internal control weaknesses issued by the Statutory Auditors.
  - c) Internal audit reports relating to internal control weaknesses.
  - d) The appointment, removal and terms of remuneration of the Chief internal auditor shall be placed before the Audit Committee.
  - e) Certification/ declaration of financial statements by the Chief Executive/ Chief Finance Officer to be designated by the Board.
  - f) Statement of deviations in terms of the SEBI Listing Regulations:
    - i. Quarterly statement of deviation(s) including report of monitoring agency, if applicable, submitted to stock exchange(s) where the Equity Shares are proposed to be listed in terms of the SEBI Listing Regulations;
    - ii. Annual statement of funds utilized for purposes other than those stated in the offer document/prospectus/ notice in terms of the SEBI Listing Regulations
30. carrying out any other function as is mentioned in the terms of reference of the Audit Committee;
31. consider and comment on rationale, cost-benefits and impact of schemes involving merger, demerger, amalgamation etc., on the Company and its shareholders; and
32. Carrying out any other function as prescribed under the DPE Guidelines, Companies Act and Listing Regulations, as applicable to the Company from time to time and any other function as deemed appropriate or determined by the Board from time to time in the best interest of the Company and other stakeholders of the Company.

#### ***Nomination and Remuneration Committee***

The Nomination and Remuneration Committee was originally constituted pursuant to a resolution passed by our Board dated May 27, 2025. It is in compliance with Section 178 of the Companies Act and Regulation 19 of the SEBI Listing Regulations. The current constitution of the Nomination and Remuneration Committee is as follows:

Name of Director	Position in committee	Designation	Category
Arun Kumar Oaron	Chairman	Non-Official Independent Director	Independent Director
Sanoj Kumar Jha	Member	Part time Official Director	Non-Executive Director
Mukesh Choudhary	Member	Part-time Official Director	Non-Executive Director

Its terms of reference as updated pursuant to a meeting of the Board of Directors held on May 27, 2025, are as follows:

*Terms of Reference for the Nomination and Remuneration Committee:*

The Nomination and Remuneration Committee shall be responsible for, among other things, the following:

1. To identify persons who may be appointed in senior management in accordance with the criteria laid down, recommend to the Board their appointment and removal;
2. Taking on record the appointment and removal of directors, including independent directors, by the President of India, acting through the Ministry of Coal, Government of India;
3. Taking on record the extension, if any, of the term of the independent directors of the Company, as may be directed by the President of India, acting through the acting through the Ministry of Coal, Government of India; and
4. Carrying out any other function as specified by the Board as may be prescribed under the Companies Act or DPE Guidelines, SEBI Listing Regulations and any other laws and their amendments from time to time and taking on record the various policies, if any, promulgated by the Central Government.

***Stakeholders' Relationship Committee***

The Stakeholders' Relationship Committee was originally constituted pursuant to a resolution passed by our Board dated May 27, 2025 and was last reconstituted pursuant to a resolution of our Board dated September 13, 2025. It is in compliance with Section 178 of the Companies Act and Regulation 20 of the SEBI Listing Regulations. The current constitution of the Stakeholders' Relationship Committee is as follows:

Name of Director	Position in committee	Designation	Category
Sanoj Kumar Jha	Chairman	Part time Official Director	Non-Executive Director
Arun Kumar Oaron	Member	Non-Official Independent Director	Independent Director
Sanjay Kumar Singh	Member	Director (Technical)	Executive Director
Murli Krishna Ramaiah	Member	Director (Human Resources)	Executive Director

Its terms of reference as updated pursuant to a meeting of the Board of Directors held on May 27, 2025, are as follows:

*Terms of reference for the Stakeholders' Relationship Committee:*

- i. The Stakeholders' Relationship Committee shall consider and resolve the grievances of the security holders of the Company including complaints related to transfer of securities, non-receipt of annual report, non-receipt of declared dividends, etc.;
- ii. Reviewing adherence to the service standards adopted by the Company in respect of various services being rendered by the registrar and share transfer agent;
- iii. Review of measures taken for effective exercise of voting rights by shareholders.



- iv. Reviewing the various measures and initiatives undertaken by the Company for reducing the quantum of unclaimed dividends and ensuring timely receipt of dividend warrants/annual reports/statutory notices by the shareholders of the Company; and
- v. Carrying out any other function contained in the SEBI Listing Regulations, as and when amended from time to time.

#### ***Corporate Social Responsibility Committee***

The Corporate Social Responsibility Committee was originally constituted pursuant to a resolution passed by our Board dated May 24, 2014 and was last reconstituted pursuant to a resolution of our Board dated September 13, 2025. It is in compliance with Section 135 of the Companies Act. The current constitution of the Corporate Social Responsibility Committee is as follows:

<b>Name of Director</b>	<b>Position in committee</b>	<b>Designation</b>	<b>Category</b>
Arun Kumar Oaron	Chairman	Non-Official Independent Director	Independent Director
Murli Krishna Ramaiah	Member	Director (Human Resources)	Executive Director
Sanjay Kumar Singh	Member	Director (Technical)	Executive Director
Niladri Roy	Member	Director (Technical), additional charge	Executive Director

Its terms of reference as updated pursuant to a meeting of the Board of Directors held on May 27, 2025, are as follows:

Corporate Social Responsibility Committee be and is hereby authorized to perform the following functions:

- (a) formulate and recommend to the Board, a “Corporate Social Responsibility Policy” which shall indicate the activities to be undertaken by the Company in areas or subject as specified in Schedule VII of the Companies Act, 2013, namely;
  - i. the list of corporate social responsibility projects or programmes that are approved to be undertaken in areas or subjects specified in the Schedule VII of the Companies Act, 2013;
  - ii. the manner of execution of such projects or programmes as specified in Rule 4(1) of the Companies (Corporate Social Responsibility Policy) Rules, 2014;
  - iii. the modalities of utilization of funds and implementation schedules for the projects or programmes;
  - iv. monitoring and reporting mechanism for the implementation of the projects or programmes; and
  - v. details of need and impact assessment, if any, for the projects undertaken by the company;

#### ***Risk Management Committee***

The Risk Management Committee was originally constituted pursuant to a resolution passed by our Board dated January 27, 2016 and was last reconstituted pursuant to a resolution of our Board dated September 13, 2025. It is in compliance with Regulation 21 of the SEBI Listing Regulations. The current constitution of the Risk Management Committee is as follows:

<b>Name of Director</b>	<b>Position in committee</b>	<b>Designation</b>	<b>Category</b>
Arun Kumar Oaron	Chairman	Non-Official Independent Director	Independent Director
Murli Krishna Ramaiah	Member	Director (Human Resources)	Executive Director
Sanjay Kumar Singh	Member	Director (Technical)	Executive Director

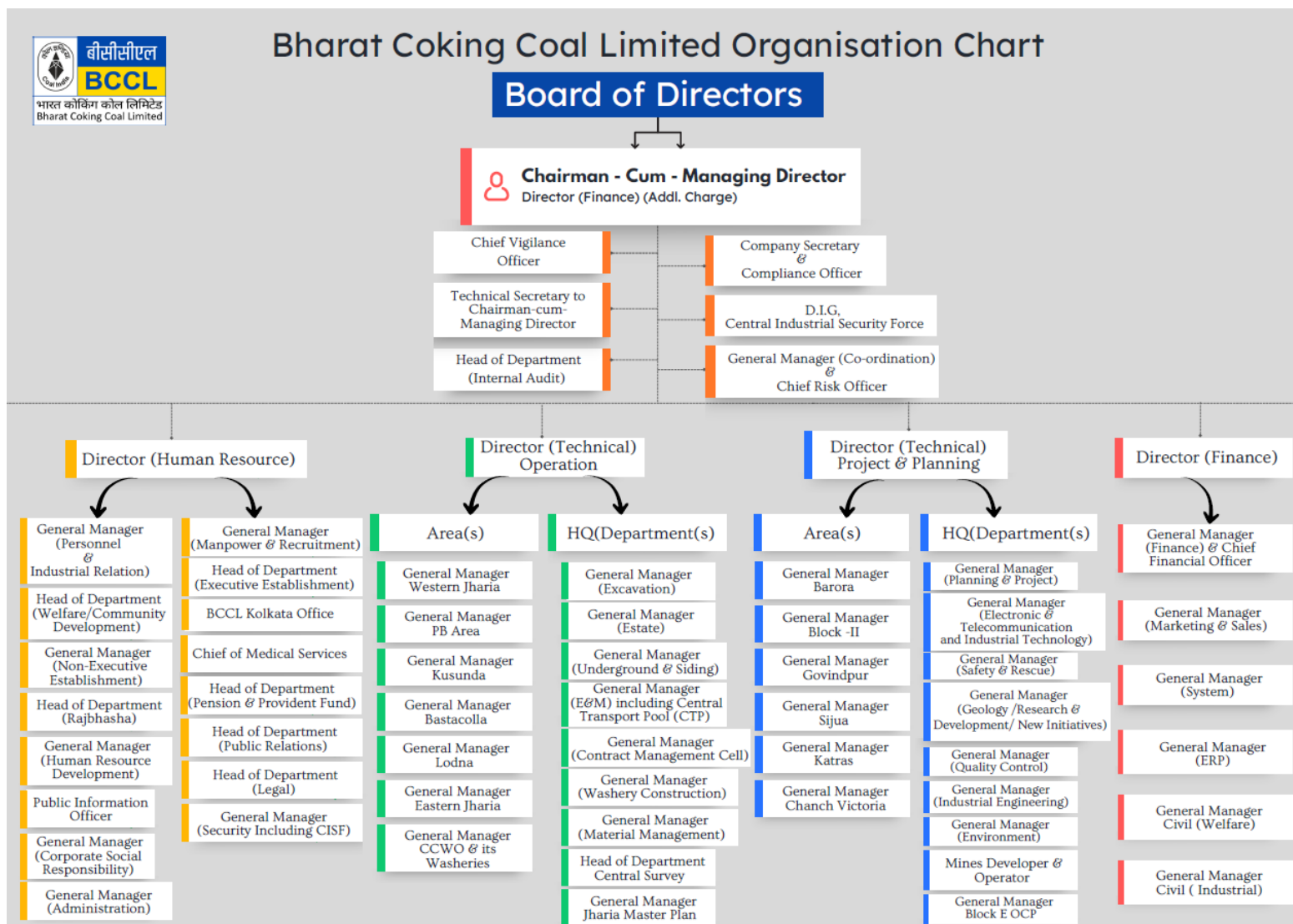
Its terms of reference as updated pursuant to a meeting of the Board of Directors held on May 27, 2025, are as follows:

**Terms of Reference of Risk Management Committee**

The Risk Management Committee shall have the following terms of reference:

1. To formulate a detailed risk management policy which shall include:
  - a) framework for identification of internal and external risks specifically faced by the Company, in particular including financial, operational, sectorial, sustainability (particularly, environmental social and governance related risks), information, cyber security risks or any other risk as may be determined by the Committee.
  - b) Measures for risk mitigation including systems and processes for internal control of identified risks.
  - c) Business continuity plan.
2. To ensure that appropriate methodology, processes and systems are in place to monitor and evaluate risks associated with the business of the Company;
3. To monitor and oversee implementation of the risk management policy, including evaluating the adequacy of risk management systems
4. To periodically review the risk management policy, at least once in two years, including by considering the changing industry dynamics and evolving complexity
5. To keep the board of directors informed about the nature and content of its discussions, recommendations and actions to be taken
6. The appointment, removal and terms of remuneration of the Chief Risk Officer (if any) shall be subject to review by the Risk Management Committee

## Management Organization Chart



## Key Managerial Personnel

In addition to Manoj Kumar Agarwal who is our Chairman-cum-Managing Director, CEO and Director (Finance), additional charge, Murli Krishna Ramaiah who is our Director (Human Resource), Sanjay Kumar Singh who is our Director (Technical) and Niladri Roy who is our Director (Technical), additional charge, whose details have been provided under the section titled “*Our Management – Brief biographies of Directors*” on page 270, the details of our other Key Managerial Personnel as on the date of this Red Herring Prospectus, are as follows:

**Satya Raju Masapogu** is the Chief Financial Officer of our Company since September 13, 2025. He has been associated with our Company since August 28, 2025. He holds a bachelor’s degree in commerce from Sri Venkateswara University and a master’s degree in business administration from Sri Krishnadebaraga University. Prior to joining our Company, he was associated with Northern Coalfields Limited and Western Coalfields Limited. Since he joined the Company post Fiscal 2025, he did not receive any remuneration in Fiscal 2025.

**Bani Kumar Parui** is the Company Secretary and Compliance Officer of our Company. He has been associated with our Company since 1996. He holds a bachelor’s degree in commerce from the University of Calcutta, a degree in law from Binod Bihari Mahto Koyalanchal University and has also passed the final examination of the Institute of Cost and Works Accountants of India. He is a fellow of the Institute of Company Secretaries of India. He is also conferred with the designation of Chartered Financial Analyst from the Institute of Chartered Financial Analysts of India University, Tripura. Further, he also holds a degree of master of science (finance) from the ICFAI University, Dehradun. Prior to joining our Company, he was associated with Sagar Gramin Bank. During the Fiscal 2025, he was paid a total remuneration of ₹ 6.49 million.

## Senior Management

In addition to Chief Financial Officer and Company Secretary and Compliance Officer of our Company, whose details are provided in “– *Key Managerial Personnel*” on page 284 the details of our other Senior Management are set out below:

**Dhanraj Akhare** is the General Manager (Mining/Co-ordination/Chief Risk Officer) of our Company. He has been associated with our Company since 2021. He holds a bachelor’s degree in engineering (mining) from Nagpur University and also, he is a holder of manager’s first class certificate of competency to manage a coal mine. Prior to joining our Company, he was associated with Western Coalfields Limited and South Eastern Coalfields Limited. During the Fiscal 2025, he was paid a total remuneration of ₹ 7.26 million.

**Niraj Kumar** is the General Manager (Mining/ Project & Planning) of our Company. He has been associated with our Company since 2015. He holds a bachelor’s degree in technology (mining engineering) from Indian School of Mines and a master’s degree in business administration from Sikkim Manipal University and also, he is a holder of manager’s first class certificate of competency to manage a coal mine. Prior to joining our Company, he was associated with Coal India Limited. During the Fiscal 2025, he was paid a total remuneration of ₹ 6.95 million.

**Rajiv Chopra** is the General Manager (Mining/ Jharia Master Plan) of our Company. He has been associated with our Company since 2023. He holds a bachelor’s degree in engineering (mining) from Sambalpur University and also, he is a holder of manager’s first class certificate of competency to manage a coal mine. Prior to joining our Company, he was associated with Northern Coalfields Limited. During the Fiscal 2025, he was paid a total remuneration of ₹ 7.33 million.

**Arvind Kumar Sinha** is the General Manager (Mining/ Contract Management Cell) and additional charge of General Manager (Mining/ Estate) of our Company. He has been associated with our Company since 1994. He holds a bachelor’s degree in engineering (mining) from Nagpur University and also, is a holder of manager’s first class certificate of competency to manage a coal mine. During the Fiscal 2025, he was paid a total remuneration of ₹ 6.51 million.

**Rajeev Ranjan Karan** is the General Manager (E&M)/(E&T/IT initiatives) of our Company. He has been associated with our Company since 2005. He holds a bachelor’s degree in science (electrical) from M.I.T. Muzaffarpur. Prior to joining our Company, he was associated with South Eastern Coalfields Limited. During the Fiscal 2025, he was paid a total remuneration of ₹ 7.39 million.

**Anand Kumar Dubey** is the General Manager (Excavation) of our Company. He has been associated with our Company since 2013. He holds a bachelor's degree in technology (mining machinery) from Indian School of Mines. Prior to joining our Company, he was associated with Eastern Coalfields Limited. During the Fiscal 2025, he was paid a total remuneration of ₹ 7.57 million.

**Satyendra Kumar** is the General Manager (Excavation/Vigilance) of our Company. He has been associated with our Company since 2017. He holds a bachelor's degree in technology (production engineering) from Bihar Institute of Technology. Prior to joining our Company, he was associated with Central Coalfields Limited. During the Fiscal 2025, he was paid a total remuneration of ₹ 7.29 million.

**Nirjhar Chakraborty** is the General Manager (Mining/ Sijua Area) of our Company. He has been associated with our Company since 1994. He holds a bachelor's degree in engineering (mining) from Nagpur University and also, he is a holder of manager's first class certificate of competency to manage a coal mine. Prior to joining our Company, he was associated with Eastern Coalfields Limited. During the Fiscal 2025, he was paid a total remuneration of ₹ 6.59 million.

**Punam Dubey** is the Chief of Medical Services (CMS) of our Company. She has been associated with our Company since 1998. She holds a bachelor's degree in medicine and bachelor's degree in surgery from Magadh University, Bodh-Gaya. During the Fiscal 2025, he was paid a total remuneration of ₹ 6.14 million.

**Parthaasis Ram** is the General Manager (Material Management, Purchase) of our Company. He has been associated with our Company since 2020. He holds a bachelor's degree in mechanical engineering from Jadavpur University and has also passed the post-graduate certificate programme in general management from Indian Institute of Management, Calcutta. Prior to joining our Company, he was associated with Coal India Limited and Eastern Coalfields Limited. During the Fiscal 2025, he was paid a total remuneration of ₹ 7.85 million.

**Md Hafizul Quraishi** is the General Manager (Mining/ Security) of our Company. He has been associated with our Company since 1993. He holds a bachelor's degree in technology (mining) from Indian School of Mines, Dhanbad. He is also a holder of manager's first class certificate of competency to manage a coal mine During the Fiscal 2025, he was paid a total remuneration of ₹ 6.32 million.

**Hitesh Varma** is the General Manager (Marketing & Sales) of our Company. He has been associated with our Company since 2021. He holds a bachelor's degree in science from Ranchi University and a master's degree in business administration (marketing management) from Birla Institute of Technology. Prior to joining our Company, he was associated with Central Coalfields Limited. During the Fiscal 2025, he was paid a total remuneration of ₹ 7.36 million.

**Durga Prasad Mishra** is the General Manager (System) of our Company. He has been associated with our Company since 1995. He holds a bachelor's degree in engineering (mechanical) from Indira Gandhi Institute of Technology. Prior to joining our Company, he was associated with Mahanadi Coalfields Limited. During the Fiscal 2025, he was paid a total remuneration of ₹ 6.90 million.

**Lalit Kumar Sinha** is the General Manager (System) of our Company. He has been associated with our Company since 1995. He holds a bachelor's degree in science (electrical engineering) from Regional Institute of Technology, Jamshedpur. Prior to joining our Company, he was associated with South Eastern Coalfields Limited. During the Fiscal 2025, he was paid a total remuneration of ₹ 7.28 million.

**Surendra Bhushan** is the Chief Manager (Human Resource)/ Head of Department (CSR & IR) of our Company. He has been associated with our Company since 1994. He holds a bachelor's degree in arts from Patna University and a master's degree in arts from Patna University. During the Fiscal 2025, he was paid a total remuneration of ₹ 6.02 million.

**Kumar Sharat Sinha** is the Chief Manager (Human Resource)/ Head of Department (Legal) of our Company. He has been associated with our Company since 1995. He holds a bachelor's degree in law, a degree of master of arts in labour and social welfare, and bachelor of law and doctor of philosophy in social sciences from Patna University. During the Fiscal 2025, he was paid a total remuneration of ₹ 5.92 million.

**M Sohel Iqbal** is the General Manager (Coal Processing)/ General Manager (Ws) & additional charge of General Manager (WCD) of our Company. He has been associated with our Company since 1996. He holds a bachelor's

degree of technology in mineral engineering from Indian School of Mines. During the Fiscal 2025, he was paid a total remuneration of ₹ 6.33 million.

**Kamal Kishore Jha** is the General Manager (Mining/Block-E) of our Company. He has been associated with our Company since 2024. He holds a bachelor's degree in engineering (mining) from Indian School of Mines and also, is a holder of manager's first class certificate of competency to manage a coal. Prior to joining our Company, he was associated with Central Mine Planning & Design Institute Limited and Central Coalfields Limited. During the Fiscal 2025, he was paid a total remuneration of ₹ 7.19 million.

**Raj Kumar** is the General Manager (Mining/Quality Control) of our Company. He has been associated with our Company since 2024. He holds a degree of bachelor of science (engineering) in mining from Bihar Institute of Technology and also, is a holder of manager's first class certificate of competency to manage a coal. Prior to joining our Company, he was associated with Mahanadi Coalfields Limited and Eastern Coalfields Limited. During the Fiscal 2025, he was paid a total remuneration of ₹ 6.74 million.

**Sudhakar Prasad** is the General Manager (Mining/Katras Area) of our Company. He has been associated with our Company since 2021. He holds a degree of bachelor of technology (mining engineering) from Indian School of Mines and an executive diploma in project management from International Institute of Projects and Program Management and is a holder of manager's first class certificate of competency to manage a coal. Prior to joining our Company, he was associated with Eastern Coal Fields Limited. During the Fiscal 2025, he was paid a total remuneration of ₹ 7.27 million.

**Piyush Kishore** is the General Manager (Mining/Govindpur Area) of our Company. He has been associated with our Company since 2013. He holds a degree of bachelor of science engineering (mining), master of business administration from Bihar Institute of Technology and also is a holder of manager's first class certificate of competency to manage a coal. Prior to joining our Company, he was associated with Central Coalfields Limited. During the Fiscal 2025, he was paid a total remuneration of ₹ 9.95 million.

**Anil Kumar Sinha** is the General Manager (Mining/Lodna Area) of our Company. He has been associated with our Company since 2024. He holds a degree of bachelor of engineering (mining) from Nagpur University and also is a holder of manager's first class certificate of competency to manage a coal. Prior to joining our Company, he was associated with Eastern Coalfields Limited. During the Fiscal 2025, he was paid a total remuneration of ₹ 6.08 million.

**Anup Kumar Roy** is the General Manager (Mining/ Human Resource Development) of our Company. He has been associated with our Company since 2021. He has passed sections A and B of the institute examinations in mining engineering branch conducted by The Institution of Engineers (India) and also is a holder of manager's first class certificate of competency to manage a coal. Prior to joining our Company, he was associated with South Eastern Coalfields Limited and Eastern Coalfield Limited and Western Coalfield Limited. During the Fiscal 2025, he was paid a total remuneration of ₹ 7.90 million.

**Shashi Bhushan Kumar** is the General Manager (Mining/CV Area) of our Company. He has been associated with our Company since 2021. He holds a degree of bachelor of science engineering (mining) from Bihar Institute of Technology and also, is a holder of manager's first class certificate of competency to manage a coal. Prior to joining our Company, he was associated with Northern Coalfields Limited and Central Coalfields Limited. During the Fiscal 2025, he was paid a total remuneration of ₹ 7.85 million.

**Arindam Mustafi** is the General Manager (Mining/W.J. Area) of our Company. He has been associated with our Company since 1994. He holds a degree of bachelor of engineering (mining engineering) from Bengal Engineering College and also, is a holder of manager's first class certificate of competency to manage a coal. During the Fiscal 2025, he was paid a total remuneration of ₹ 6.77 million.

**Pranab Das** is the General Manager (Mining/ Bastacolla Area) of our Company. He has been associated with our Company since 1994. He holds a degree of bachelor of engineering (mining engineering) from Nagpur University and also, is a holder of manager's first class certificate of competency to manage a coal. During the Fiscal 2025, he was paid a total remuneration of ₹ 7.22 million.

**Nikhil B Trivedi** is the General Manager (Mining/ Kasunda Area) of our Company. He has been associated with our Company since 2001. He holds a degree of bachelor of engineering (mining engineering) from Nagpur University and also, is a holder of manager's first class certificate of competency to manage a coal. Prior to joining

our Company, he was associated with South Eastern Coalfields Limited. During the Fiscal 2025, he was paid a total remuneration of ₹ 6.63 million.

**Sweta Singh** is the Manager (Finance)/Head of Department (Internal Audit) of our Company. She has been associated with our Company since 2012. She holds a bachelor degree in commerce from Jamshedpur Women's College and passed the final examination conducted by the Institute of Cost Accountants of India. She is a member of Institute of Cost Accountants of India. During the Fiscal 2025, he was paid a total remuneration of ₹ 2.47 million.

**Arpan Ghosh** is the General Manager(Human Resource/ Administration) of our Company. He has been associated with our Company since September 1, 2025. He holds a diploma in industrial relations and personnel management from Bharatiya Vidhya Bhavan's Rajendra Prasad Institute of Communication and Management, Mumbai. He was associated with Eastern Coalfields Limited prior to joining our Company. Since he joined the Company post Fiscal 2025, he did not receive any remuneration in Fiscal 2025.

**Avrendra Kumar** is the General Manager(Mining/ Head of Department (Environment) of our Company. He has been associated with our Company since 2007. He holds a bachelor's degree in technology (mining engineering) from Indian School of Mines, Dhanbad. He also holds a post graduate diploma in marketing management from Indira Gandhi National Open University, New Delhi and is also a holder of manager's first class certificate of competency to manage a coal mine. He was associated with Eastern Coalfields Limited prior to joining our Company. During the Fiscal 2025, he was paid a total remuneration of ₹ 6.11 million.

**Kishore Kumar Singh** is the General Manager(Mining/ Barora Area) of our Company. He has been associated with our Company since 1995. He holds a bachelor's degree in technology (mining engineering) from Indian School of Mines, Dhanbad. He holds a manager's first class certificate of competency to manage a coal mine. During the Fiscal 2025, he was paid a total remuneration of ₹ 5.96 million.

**Kumar Ranjeev** is the General Manager(Mining/ General Manager, Block-II Area) of our Company. He has been associated with our Company since 1994. He holds a bachelor's degree in technology (mining engineering) from Indian School of Mines, Dhanbad. He holds a manager's first class certificate of competency to manage a coal mine. During the Fiscal 2025, he was paid a total remuneration of ₹ 6.61 million.

**Rakesh Behari Roy** is the General Manager(Mining/ Industrial Engineering Department) of our Company. He has been associated with our Company since 1992. He holds a bachelor's degree in science (mining engineering) from Bihar Institute of Technology, Sindri. He also holds a master's degree in technology (opencast mining) from Indian School of Mines, Dhanbad. He also holds of manager's first class certificate of competency to manage a coal mine. During the Fiscal 2025, he was paid a total remuneration of ₹ 7.51 million.

**Sanjay Kumar Singh** is the General Manager(Mining/ Safety & Rescue) of our Company. He has been associated with our Company since 1995. He has passed sections A and B of the institute examinations in mining engineering branch conducted by The Institution of Engineers (India). He holds a manager's first class certificate of competency to manage a coal mine. During the Fiscal 2025, he was paid a total remuneration of ₹ 6.64 million in Fiscal 2025.

**Sanjay Kumar** is the General Manager (Mining/Geology/Research & Development and New Initiatives) of our Company. He has been associated with our Company since 1994. He holds a bachelor's degree in engineering(mining engineering) from Nagpur University. He also holds of manager's first class certificate of competency to manage a coal mine. During the Fiscal 2025, he was paid a total remuneration of ₹ 6.44 million.

**Suman Kumar** is the General Manager (Civil/(Welfare) of our Company. He has been associated with our Company since November 17, 2025. He holds a bachelor's degree in civil engineering from Bihar Institute of Technology, Sindri. He was associated with Central Coalfields Limited prior to joining our Company. Since he joined the Company post Fiscal 2025, he did not receive any remuneration in Fiscal 2025.

**Tuneshwar Paswan** is the General Manager (Mining/ Eastern Jharia Area) of our Company. He has been associated with our Company since 1995. He holds a bachelor's degree in science (mining engineering) from Bihar Institute of Technology, Sindri. He also holds of manager's first class certificate of competency to manage a coal mine. During the Fiscal 2025, he was paid a total remuneration of ₹ 5.82 million.

**Gopal Krishna Mehata** is the General Manager (Mining/Underground & Siding/ PB Area, additional charge) of

our Company. He has been associated with our Company since 1995. He holds a Diploma in Mining and Mine Surveying from Mining Institute Dhanbad. He also holds a Mining Engineering degree from the Institution of Engineers (India). He also holds an MBA degree from IIT(ISM) Dhanbad. He holds a manager's first class certificate of competency to manage a coal mine. During the Fiscal 2025, he was paid a total remuneration of ₹ 7.25 million.

#### **Relationships among Key Managerial Personnel and Senior Management**

None of the Key Managerial Personnel or Senior Management are related to each other.

#### **Status of the Key Managerial Personnel and Senior Management**

Each of our Key Managerial Personnel and Senior Management have been appointed by Coal India Limited.

#### **Shareholding of Key Managerial Personnel and Senior Management**

Except as disclosed in *"Our Management - Shareholding of Directors in our Company"* on page 273, none of our Key Managerial Personnel or Senior Management hold any Equity Shares as on the date of this Red Herring Prospectus.

#### **Bonus or profit-sharing plan of the Key Managerial Personnel and Senior Management**

None of our Key Managerial Personnel or members of Senior Management are party to any bonus or profit-sharing plan of our Company other than the performance related pay.

#### **Arrangement or understanding with major Shareholders, customers, suppliers, or others**

Except as stated below, there are no arrangement or understanding with the major Shareholders, customers, suppliers, or others, pursuant to which any Key Managerial Personnel or Senior Management was selected as a Key Managerial Personnel or Senior Management.

Each of our Key Managerial Personnel and Senior Management have been appointed by Coal India Limited.

#### **Contingent and deferred compensation payable to Key Managerial Personnel or Senior Management**

There is no contingent or deferred compensation payable to Key Managerial Personnel or Senior Management.

#### **Payment or benefit to officers of our Company (non-salary related)**

No amount or benefit has been paid or given within the preceding two years or is intended to be paid or given to any officers of our Company, including our Key Managerial Personnel and Senior Management, other than normal remuneration, for services rendered as officers of our Company or dividend that may be payable in their capacity as Shareholders.

#### **Service contracts with Key Managerial Personnel and Senior Management**

Other than statutory benefits upon termination of their employment in our Company on retirement, none of our Key Managerial Personnel or Senior Management have entered into a service contract with our Company pursuant to which they are entitled to any benefits upon termination of employment.

#### **Interest of Key Managerial Personnel and Senior Management**

Other than as disclosed in *"-Interest of Directors"* and *"-Payment or benefit to Key Managerial Personnel and Senior Management of our Company (non-salary related)"* above, the Key Managerial Personnel and Senior Management of our Company do not have any interest in our Company other than to the extent of the remuneration or benefits to which they are entitled to as per their terms of appointment and reimbursement of expenses incurred by them during the ordinary course of their service.



## Changes in the Key Managerial Personnel and Senior Management

Except as stated below, and other than as disclosed under “– *Changes in the Board in the last three years*” on page 274, there have been no changes in the Key Managerial Personnel and Senior Management in the last three years:

Name	Designation	Date of change	Reason for change
<b>Key Managerial Personnel</b>			
Satya Raju Masapogu	Chief Financial Officer	September 13, 2025	Appointment
Manoj Kumar Agarwal	Chairman-cum-Managing Director, CEO and Director (Finance), additional charge	September 1, 2025	Change of designation
<b>Senior Management</b>			
Arvind Kumar Sinha	General Manager (Mining/ Contract Management Cell) and General Manager (Mining/ Estate)	January 1, 2026	Change in designation
Nandlal Agarwal	General Manager (Mining/ Estate)	December 31, 2025	Superannuation
Ganesh Chandra Saha	General Manager (Mining/PB Area)	December 5, 2025	Suspension
Gopal Krishna Mehta	General Manager (Mining/Underground & Siding)	November 14, 2025	Appointment
Rajiv Chopra	General Manager (Mining/ Jharia Master Plan)	June 10, 2025	Change in designation
Rajeev Rajan Karan	General Manager (E&M)/(E&T/IT initiatives)	June 30, 2025	Change in designation
Md Hafizul Quraishi	General Manager (Mining)/additional charge of Head of Department (CTP)	August 30, 2025	Change in designation
Surendra Bhushan	Chief Manager (Human Resource/ Administration)/Head of Department(CSR)	November 21, 2025	Change in designation
Ganesh Chandra Saha	General Manager (Mining/PB Area)	October 24, 2025	Change in designation
M. Sohail Iqbal	General Manager (Coal Processing)/ General Manager (Ws) & additional charge of General Manager (WCD)	March 4, 2025	Change in designation
Raj Kumar	General Manager (Mining/Quality Control)	October 24, 2025	Change in designation
Sudhakar Prasad	General Manager (Mining/Katras Area)	October 24, 2025	Change in designation
Piyush Kishore	General Manager (Mining/Govindpur Area)	October 24, 2025	Change in designation
Anil Kumar Sinha	General Manager (Mining/Lodna Area)	October 24, 2025	Change in designation
Pranab Das	General Manager (Mining/ Bastacolla Area)	October 24, 2025	Change in designation
Nikhil B Trivedi	General Manager (Mining/ Kasunda Area)	October 24, 2025	Change in designation
Sanjay Kumar	General Manager (Mining/Geology/Research & Development and New Initiatives)	October 7, 2025	Change in designation
Sanjay Kumar Singh	General Manager(Mining/Safety & Rescue)	November 30, 2025	Appointment
Rakesh Behari Roy	General Manager(Mining/ Industrial Engineering Department)	May 31, 2025	Appointment
Sanjay Kumar	General Manager(Mining/ Geology, Underground & Siding)	October 24, 2025	Change in designation
Avrendra Kumar	General Manager(Mining/ Environment)	June 10, 2025	Appointment
Suman Kumar	General Manager(Civil/ Welfare)	November 17, 2025	Appointment

Name	Designation	Date of change	Reason for change
Arpan Ghosh	General Manager(Human Resource/ Administration)	October 4, 2025	Appointment
Kumar Ranjeev	General Manager(Mining/ Block-II Area)	August 9, 2025	Appointment
Kishore Kumar Singh	General Manager(Mining/ Barora Area)	October 24, 2025	Appointment
Tuneshwar Paswan	General Manager(Mining/ EJ Area)	October 24, 2025	Appointment
Sanjay Kumar Agarwal	General Manager (Mining/ Underground & Siding /Research & Development /New initiatives/Geology)	November 21, 2025	Superannuation
Arun Kumar	General Manager (Mining/Safety & Rescue)	November 30, 2025	Superannuation
Dharmendra Mittal	General Manager (Mining/ Industrial Engineering Department)	October 31, 2025	Superannuation
Satish Kumar Singh	General Manager (Mining/ Quality Control)	August 25, 2025	Transferred
Ful Jha	General Manager (Mining/ Jharia Master Plan)	June 10, 2025	Transferred
Ashok Kumar	General Manager (Civil/Welfare)	October 31, 2025	Superannuation
Manoj Kumar Verma	General Manager (Finance)	September 30, 2025	Superannuation
S Tripathy	General Manager (Material Management, Store)	August 19, 2025	Relinquishment of charge
Sunil Kumar	General Manager (Human Resource/Central Transportation Pool)	August 31, 2025	Superannuation
Kumar Manoj	General Manager (Human Resource/ Corporate Social Responsibility)	November 21, 2025	Transferred
Tushar Singh	General Manager (Electronics & Telecommunication and Information Technology Initiatives)	June 30, 2025	Superannuation
Udayvir Singh	Manager (Rajbhasha/ Head of Department (Public Relation Office)	July 21, 2025	Transferred
Jitendra Sathria Mahapatra	General Manager (Mining/ PB Area)	May 31, 2025	Superannuation
Jayesh Chandra Rai	General Manager (Mining/EJ Area)	September 30, 2025	Superannuation
Nand Kishore Bharti	General Manager (Mining/ Contract Management Cell)	December 31, 2024	Superannuation
Ashok Kumar	General Manager (Civil/ Welfare)	December 06, 2024	Appointment
R K Krishna	Chief of Medical Services (CMS)	November 30, 2024	Superannuation
Chitranjan Kumar	General Manager (Mining/ QC)	November 20, 2024	Transferred
Lalit Kumar Sinha	General Manager (System/ Enterprise Resource Planning (ERP))	October 25, 2024	Change in Designation
Partha Sarkar	General Manager (Mining/ Industrial Engineering Department)	August 31, 2024	Superannuation
Anand Kumar	General Manager (MM/ Security)	August 29, 2024	Change of Designation
Arvind Kumar Sinha	General Manager (Mining/ Contract Management Cell)	August 29, 2024	Change of Designation
D P Mishra	General Manager (System)	August 29, 2024	Change of Designation
Punam Dubey	Chief of Medical Services (CMS)	August 29, 2024	Change of Designation
Kumar Manoj	General Manager (Human Resource/ Corporate Social Responsibility)	August 29, 2024	Change in Designation
Manoj Kumar Verma	General Manager (Finance)	August 29, 2024	Change in Designation

Name	Designation	Date of change	Reason for change
Md Hafizul Quraishi	General Manager (Mining/ Security)	August 29, 2024	Change in Designation
Nikhil B Trivedi	General Manager (Mining/ EJ Area)	August 29, 2024	Change in Designation
Sunil Kumar	General Manager (Human Resource/ Central Transportation Pool)	August 29, 2024	Change in Designation
Anil Kumar Sinha	General Manager (Mining/ Bastacolla Area)	August 9, 2024	Appointment
D K Behera	General Manager (Human Resource)	August 01, 2024	Transferred
Raj Kumar	General Manager (Mining/ Katras Area)	July 19, 2024	Appointment
Ashok Kumar	General Manager (Civil/ Welfare)	July 01, 2024	Change in Designation
Abhijit Pal	Chief Manager (System)	April 30, 2024	Superannuation
Maya Shankar Pandey	General Manager (E&M)	April 30, 2024	Superannuation
S S Das	General Manager (Mining/ EJ Area)	April 30, 2024	Superannuation
R C Modi	General Manager (Mining/ Washery Division/ Washery Construction Division)	March 31, 2024	Superannuation
Bikram Ghosh	General Manager (Finance)	March 26, 2024	Transferred
Manish Mishra	Chief Manager (HR/ Security)	February 15, 2024	Appointment
Manish Mishra	Chief Manager (Human Resource/ Central Transportation Pool)	February 15, 2024	Appointment
Kamal Kishor Jha	General Manager (Civil/ Welfare)	February 01, 2024	Appointment
Birendra Kumar Sinha	General Manager (Mining/ Lodna Area)	January 31, 2024	Superannuation
Ratan Kumar Jha	General Manager (E&M)	January 31, 2024	Superannuation
V K Goel	General Manager (Mining/ Kusunda Area)	January 31, 2024	Superannuation
Pranab Kumar Mishra	General Manager (Mining/ CV Area)	October 31, 2023	Superannuation
P K Dubey	General Manager (Mining/Safety & Rescue)	September 30, 2023	Superannuation
P.N Sharma	General Manager (Excavation)	September 30, 2023	Superannuation
Soumitra Roy	General Manager (E&M)	August 31, 2023	Superannuation
B S Ghosh	General Manager (Civil/ Welfare)	July 31, 2023	Superannuation
Sunil Nigam	General Manager (Mining/ Co-ordination/ Chief Risk Officer)	June 30, 2023	Superannuation
S Tripathy	General Manager (Material Management)	June 26, 2023	Appointment
U B Singh	General Manager (Marketing & Sales)	June 25, 2023	Transferred
Ful Jha	General Manager (Mining/ Jharia Master Plan)	May 29, 2023	Appointment
Rajiv Chopra	General Manager (Mining/ Environment)	May 29, 2023	Appointment
Arindam Mustafi	General Manager (Mining/ WJ Area)	May 22, 2023	Change of Designation
Bikram Ghosh	General Manager (Finance)	May 22, 2023	Change of Designation
Hitesh Verma	General Manager (Marketing & Sales)	May 22, 2023	Change in Designation
Kumar Ranjeev	General Manager (Mining/ Environment)	May 22, 2023	Change in Designation
M Soheli Iqbal	General Manager (Coal Preparation/ Washery Division/ Washery Construction Division)	May 22, 2023	Change in Designation
Nandlal Agrawal	General Manager (Mining/ Estate)	May 22, 2023	Change in Designation
Niraj Kumar	General Manager (Mining/ Project & Planning)	May 22, 2023	Change in Designation

Name	Designation	Date of change	Reason for change
Nirjhar Chakraborty	General Manager (Mining/ Sijua Area)	May 22, 2023	Change in Designation
Pranab Das	General Manager (Mining/ Kusunda Area)	May 22, 2023	Change in Designation
Rajeev Ranjan Karan	General Manager (E&M)	May 22, 2023	Change in Designation
Sanjay Kumar Agarwal	General Manager (Mining/ Underground & Siding/Research & Development/Geology)	May 22, 2023	Change in Designation
Rakesh Kumar Sahay	Chief Manager (Finance)	April 14, 2023	Change in Designation
D K Mishra	General Manager (Mining/ Human Resource Department)	February 28, 2023	Superannuation under VRS Scheme
S O Prasad	Chief Manager (Finance)/ HOD(IAD)	January 31, 2023	Superannuation
Satyendra Kumar	General Manager (Coal Preparation/ Washery Division/ Washery Construction Division)	January 31, 2023	Superannuation
Souman Chatterjee	General Manager (Mining/ Bastacolla Area)	January 31, 2023	Superannuation
Jayesh Chandra Rai	General Manager (Mining/ Human Resource Department)	January 04, 2023	Appointment

The rate of attrition of our Key Managerial Personnel and Senior Management is not high in comparison to the industry in which we operate.

#### Other confirmations

There is no conflict of interest between the suppliers of raw materials and third-party service providers (which are crucial for operations of our Company) and our Key Managerial Personnel and Senior Management.

There is no conflict of interest between the lessors of the immovable properties (which are crucial for operations of our Company) and our Key Managerial Personnel and Senior Management.

#### Employee stock option schemes

Our Company does not have any employee stock option scheme.

## OUR PROMOTERS AND PROMOTER GROUP

### Our Promoters:

The Promoters of our Company are the President of India, acting through the Ministry of Coal, Government of India and Coal India Limited.

As on date of this Red Herring Prospectus, our Promoters' shareholding in our Company is as follows:

Sr. No.	Name of the Promoter	Number of Equity Shares	Percentage of the pre-Offer issued, subscribed and paid-up Equity Share capital (%)
1.	Coal India Limited	4,657,000,000*	100.00%

*\* Includes 600 Equity Shares held by Rajesh Kumar, Mukesh Choudhary, Polavarapu Mallikharjuna Prasad, Murli Krishna Ramaiah, Sanjay Kumar Singh and Manoj Kumar Agarwal jointly with Coal India Limited in the capacity of nominee shareholders of Coal India Limited.*

For further details on shareholding of our Promoter in our Company, see “*Capital Structure - Shareholding of our Promoters and Promoter Group*”, on page 113.

### Details of our Promoters

#### *Individual Promoter*

#### **President of India, acting through the Ministry of Coal**

Our individual Promoter is the President of India acting through the Ministry of Coal, Government of India. As our individual Promoter is the President of India, acting through the Ministry of Coal, Government of India, disclosures and confirmations in relation to the Promoter Group (as defined in Regulation 2(1)(pp) of the SEBI ICDR Regulations) with respect to the President of India, acting through the Ministry of Coal, Government of India have not been provided in this Red Herring Prospectus.

#### *Corporate Promoter*

#### **Coal India Limited**

Coal India Limited was originally incorporated as a private limited company with the name of ‘Coal Mines Authority Limited’, under the Companies Act, 1956 on June 14, 1973 and received a certification of incorporation dated October 21, 1975 from Registrar of Companies, West Bengal. Subsequently, pursuant to a shareholder's resolution dated October 15, 1975 and approval of the Ministry of Law, Justice and Company Affairs, the name of Coal India Limited was changed to ‘Coal India Limited’ and received a fresh certificate of incorporation consequent upon change of name dated October 21, 1975 from the Registrar of Companies, West Bengal. Thereafter, pursuant to a resolution passed by the shareholders dated February 16, 2010 and approval of the Ministry of Coal, Government of India, Coal India Limited was converted into a public limited company with effect from February 24, 2010.

The registered office of Coal India Limited is situated at Coal Bhawan, Premises No-04 MAR, Plot No-AF-III, Action Area-1A, Newton, Rajarhat, Kolkata – 700156.

Coal India Limited is a “Maharatna” central public sector enterprise whose promoter is the President of India, acting through the Ministry of Coal, Government of India. Coal India Limited is a listed company, having its equity shares listed on BSE and NSE and is engaged in the business of production and marketing of coal and coal products. There have been no changes to the primary business activities undertaken by Coal India Limited.

#### *Board of Directors*

As of the date of this Red Herring Prospectus, the board of directors of Coal India Limited comprises:

Sr No.	Name of the Director	Designation
1.	B Sairam	Chairman-cum-Managing Director
2.	Rupinder Brar	Government Nominee Director (Non-Executive Director)

3.	Ashim Kumar Modi	Government Nominee Director (Non-Executive Director)
4.	Vinay Ranjan	Director (Human Resources)
5.	Mukesh Choudhary	Director (Marketing)
6.	Mukesh Agrawal	Director (Finance)
7.	Achyut Ghatak	Director (Technical)
8.	Asheesh Kumar	Director (Business Development)
9.	Ghanshyam Singh Rathore	Independent Director
10.	Mamta Palariya	Independent Director
11.	Kamesh Kant Acharya	Independent Director
12.	Bhojarajan Rajesh Chander	Independent Director
13.	Punambhai Kalabhai Makwana	Independent Director
14.	Satyabrata Panda	Independent Director

### Shareholding Pattern

The shareholding pattern of Coal India Limited as of September 30, 2025, is as follows:

Category (I)	Category of shareholder (II)	Nos. of shareholders (III)	No. of fully paid-up Equity Shares held (IV)	No. of Partly paid-up Equity Shares held (V)	No. of Equity Shares underlying Depository Receipts (VI)	Total no. of Equity Shares held (VII) = (IV)+(V)+(VI)	Shareholding as a % of total no. of Equity Shares (calculated as per SCRR, 1957) (VIII) As a % of (A+B+C2)	Number of Voting Rights held in each class of securities (IX)				No. of Equity Shares Underlying Outstanding convertible securities (including Warrants) (X)	Shareholding, as a % assuming full conversion of convertible securities (as a percentage of diluted Equity Share capital) (XI)= (VII)+(X) As a % of (A+B+C2)	Number of Locked in Equity Shares (XII)		Number of Equity Shares pledged or otherwise encumbered (XIII)		Number of Equity Shares held in dematerialized form (XIV)
								No of Voting Rights						No. (a)	As a % of total Equity Shares held (b)	No. (a)	As a % of total Equity Shares held (b)	
								Class: Equity	Class: Others	Total	Total as a % of (A+B+C)							
(A)	Promoter and Promoter Group	1	3,890,735,938	-	-	3,890,735,938	63.13	3,890,735,938	-	3,890,735,938	63.13	-	63.13	-	-	-	-	3,890,735,938
(B)	Public	2,322,685	2,271,992,389	-	-	2,271,992,389	36.87	2,271,992,389	-	2,271,992,389	36.87	-	36.87	-	-	-	-	2,271,989,887
(C)	Non Promoter-Non Public	-	-	-	-	-	-	-	-	-	-	-	-	-	-	-	-	-
(C1)	Shares underlying DRs	-	-	-	-	-	-	-	-	-	-	-	-	-	-	-	-	-
(C2)	Shares held by Employee Trusts	-	-	-	-	-	-	-	-	-	-	-	-	-	-	-	-	-
	Total	2,322,686	6,162,728,327	-	-	6,162,728,327	100.00	6,162,728,327	-	6,162,728,327	100.00	-	100.00	-	-	-	-	6,162,725,825

### ***Details of change in control of CIL***

The President of India, acting through the Ministry of Coal, Government of India is the promoter of Coal India Limited, holding 63.13% of its equity share capital. There has been no change in the control of Coal India Limited during the last three years preceding the date of this Red Herring Prospectus.

Our Company confirms that the permanent account number, bank account number, corporate identification number of our Corporate Promoter along with the address of the registrar of companies where our Corporate Promoter is registered, shall be submitted to the Stock Exchanges at the time of filing this Red Herring Prospectus.

### ***Promoter of Coal India Limited***

President of India acting through Ministry of Coal is the promoter of Coal India Limited.

### **Change in control of our Company**

There has been no change in the control of our Company during the last five years preceding the date of this Red Herring Prospectus. Pursuant to a resolution passed by the Board of Directors dated May 27, 2025, the President of India, acting through the Ministry of Coal, Government of India and Coal India Limited have been identified as the Promoter

### **Interests of our Promoters**

Our Corporate Promoter is interested in our Company to the extent that it has (i) promoted our Company, (ii) to the extent of its shareholding in our Company, directly and indirectly, (iii) the dividends payable, if any, (iv) has undertaken transactions with our Company, or entities in which our Corporate Promoter holds equity shares, and any other distributions in respect of the Equity Shares held by it in our Company. For details of the shareholding of our Promoter in our Company, see “*Capital Structure - Build-up of the shareholding of our Promoters in our Company*”, on page 111.

Our Corporate Promoter is not interested in any property acquired by our Company during the three years immediately preceding the date of this Red Herring Prospectus or proposed to be acquired by our Company, or in any transaction by our Company for acquisition of land, construction of building or supply of machinery.

Our Corporate Promoter is not interested as a member in any firm or company which has any interest in our Company. Our Corporate Promoter is not interested as members of a firm or company, and no sum has been paid, or agreed to be paid to our Corporate Promoter or to such firms or companies in which our Corporate Promoter is interested as member in cash or shares by any person either to induce them to become, or to help them qualify as a Director, or otherwise, for services rendered by our Corporate Promoter or by such firms or companies in connection with the promotion or formation of our Company.

Other than as disclosed in the sections titled “*Our Promoters and Promoter Group - Entities forming part of the Promoter Group*” on page 297, our Corporate Promoter does not have any interest in any venture that is involved in any activities similar to those conducted by our Company. Our Company will adopt the necessary procedures and practices as permitted by law to address any conflict situation as and when it arises.

There are no conflicts of interest between the suppliers of raw materials and third-party service providers, who are crucial for the operations of our Company, and our Corporate Promoter and members of our Promoter Group.

There are no conflicts of interest between the lessor of the immovable properties which are crucial for operations of our Company and our Corporate Promoter and members of our Promoter Group.

### **Payment of benefit to our Promoter or Promoter Group**

Except in the ordinary course of business and as disclosed in “*Restated Financial Information*” on page 299, no amount or benefit has been paid or given to our Corporate Promoter or any of the members of the Promoter Group during the two years preceding the filing of this Red Herring Prospectus nor is there any intention to pay or give any amount or benefit to our Corporate Promoter or any of the members of the Promoter Group other than in the ordinary course of business.



### **Material guarantees given by our Promoter**

Our Corporate Promoter, Coal India Limited, has not given any material guarantee to any third party with respect to the Equity Shares as on the date of this Red Herring Prospectus.

### **Appointment of nominee directors by our Promoters**

Mukesh Choudhary, the Part-time Official Director of our Company has been appointed as a nominee director from Coal India Limited by the Ministry of Coal, Government of India and Sanoj Kumar Jha, the Part-time Official Director of our Company has been appointed as a nominee director by the Ministry of Coal, Government of India.

### **Companies or firms with which our Promoters have disassociated in the last three years**

As on the date of this Red Herring Prospectus, our Corporate Promoter has not disassociated from any companies or firms in the last three years.

### **Promoter Group**

Apart from our Promoters, the following entities constitute our Promoter Group in terms of Regulation 2(1)(pp) of the SEBI ICDR Regulations, with respect to our Corporate Promoter:

#### ***Entities forming part of the Promoter Group***

<b>Sr. No.</b>	<b>Name of Entities</b>	<b>Relationship with Corporate Promoter</b>	<b>Shareholding of Corporate Promoter</b>
1.	Central Mine Planning & Design Institute Limited	Subsidiary	100.00%
2.	Central Coalfields Limited	Subsidiary	100.00%
3.	Eastern Coalfields Limited	Subsidiary	100.00%
4.	Mahanadi Coalfields Limited	Subsidiary	100.00%
5.	Northern Coalfields Limited	Subsidiary	100.00%
6.	South Eastern Coalfields Limited	Subsidiary	100.00%
7.	Western Coalfields Limited	Subsidiary	100.00%
8.	CIL Navikarniya Urja Limited	Subsidiary	100.00%
9.	CIL Solar PV Limited	Subsidiary	100.00%
10.	Coal India Africana Limitada	Subsidiary	100.00%
11.	Bharat Coal Gasification and Chemicals Limited	Subsidiary	51.00%
12.	Coal Gas India Limited	Subsidiary	51.00%
13.	CIL Rajasthan Akshay Urja Limited	Subsidiary	74.00%
14.	Hindustan Urvarak & Rasayan Limited	Associate	30.10%
15.	Talcher Fertilizers Limited	Associate	31.85%
16.	Coal Lignite Urja Vikas Private Limited	Associate	50.00%
17.	CIL NTPC Urja Private Limited	Associate	50.00%

## DIVIDEND POLICY

As per Guidelines on Capital Restructuring of Central Public Sector Enterprises, dated May 27, 2016, issued by Department of Investment and Public Asset Management, Ministry of Finance, Government of India (“**DIPAM**”) and the department of Economic Affairs, containing the guidelines for payment of dividend, applicable from Financial Year ending on or after March 31, 2016 which was further revised on November 18, 2024 (“**CPSE Capital Restructuring Guidelines**”), mandating every CPSE to pay a minimum annual dividend of 30% of PAT or 4% of the net-worth, whichever is higher subject to the maximum dividend permissible under the extant legal provisions, unless an exemption is provided in accordance with the CPSE Capital Restructuring Guidelines. Therefore, subject to the provisions of the CPSE Capital Restructuring Guidelines, the Articles of Association and the Companies Act, the declaration and payment of dividend is recommended by the Board and approved by the Shareholders. The dividend distribution policy of our Company was approved by our Board in its meeting held on May 27, 2025.

Further, the dividends, if any, will depend on a number of factors, including but not limited to our earnings, guidelines issued by the Department of Public Enterprises, capital requirements and overall financial position of our Company. In addition, our ability to pay dividends may be impacted by a number of factors, including the results of operations, financial condition, contractual restrictions, and restrictive covenants under the loan or financing arrangements we may enter into. For further details, see “*Restated Financial Information*” and “*Financial Indebtedness*” on pages 299 and 462, respectively. Our Company may also, from time to time, pay interim dividends.

Details of the dividend declared and paid by our Company during the six months period ended September 30, 2025, last three Fiscals and the period from October 1, 2025, till the date of this Red Herring Prospectus are set forth below:

Particulars	From October 1, 2025 until the date of the RHP	Six months period ended September 30, 2025	Fiscal 2025	Fiscal 2024	Fiscal 2023
Face value per share (in ₹)	10	10	1,000	1,000	1,000
Dividend (in ₹ million)	-	-	-	-	-
Interim dividend per share (in ₹)	-	-	-	-	-
Final dividend per share (in ₹)	-	-	-	-	-
Rate of dividend (%)	-	-	-	-	-
Dividend Distribution Tax (%)	-	-	-	-	-
Number of Equity Shares (in million)	4,657.00	4,657.00	46.57	46.57	46.57
Dividend Tax – TDS (in ₹ million)	-	-	-	-	-
Mode of payment of dividend	NA	NA	NA	NA	NA

**Note:** The Company could not pay equity dividend even after the application of the CPSE Capital Restructuring Guidelines because of the following reasons:

- i. The Company was carrying accumulated losses in its financial statements till the year 2022-23 and for the first time wiped off the same and reported accumulated profit in 2023-24 for the first time.
- ii. There were arrears of dividend on erstwhile 5% Non-Convertible Cumulative Redeemable Preference Shares which was required to be paid before any dividend is paid to the equity shareholders of the company.

Additionally, the arrears of dividend on erstwhile 5% Non-Convertible Cumulative Redeemable Preference Shares of ₹444.33 million (out of the total arrears of ₹ 8,886.50 million) due to Coal India Limited was recommended by our Board and paid by our Company on August 05, 2024 pursuant to the approval of our Shareholders at the annual general meeting held on August 01, 2024. The TDS of ₹ 10.00 million was deducted thereon and the net amount was remitted to Coal India Limited through RTGS. The remaining arrears of dividend amounting to ₹ 8,442.17 million, was recommended by the Board of Directors of the Company in its 421<sup>st</sup> meeting held on April 23, 2025, and approved by the shareholders of the Company in the Annual General Meeting for the Financial Year 2024-25 held on July 25, 2025. The amount of ₹ 8442.17 million after deduction of TDS of ₹ 224.22 million was paid on July 28, 2025.

There is no guarantee that any dividends will be declared or paid or that the amount thereof will not decrease in the future. Our ability to pay dividends in the future will depend on number of factors, including our profit after tax for the fiscal year, our capital requirements, our financial condition, our cash flows and applicable taxes

**SECTION V: FINANCIAL INFORMATION**

**RESTATED FINANCIAL INFORMATION**

*(The remainder of this page has intentionally been left blank)*



**Nag & Associates**  
Chartered Accountants

**Head Office:**

C/52. Ground Floor,  
Baramunda Housing Board Colony (HIG)  
Bhubaneswar, Pin-751 003, Odisha, India  
Tele/fax : + 91 – 674 – 2355022  
E-mail:nagandassociates@gmail.com

**Dhanbad Branch Office:**

Gali No. 11, Jai Prakash Nagar,  
P.O.:C.M.R.I., Dhanbad, Pin: 826001

---

**INDEPENDENT AUDITOR’S EXAMINATION REPORT ON RESTATED FINANCIAL INFORMATION**

To

**The Board of Directors,**  
**Bharat Coking Coal Limited**  
Koyla Bhawan, Koyla Nagar  
Dhanbad-826005.

Dear Sirs,

1. We, Nag & Associates, Chartered Accountants (“we” or “us” or “Nag & Associates”) have examined the attached Restated Financial Information of Bharat Coking Coal Limited (the “**Company**” or the “**Issuer**”), comprising the Restated Statement of Assets and Liabilities as at September 30, 2025, September 30, 2024, March 31, 2025, March 31, 2024 and March 31, 2023, the Restated Statement of Profit and Loss (including other comprehensive income), the Restated Statement of Changes in Equity, the Restated Statement of Cash Flows for the six months period ended September 30, 2025, six months period ended September 30, 2024, years ended March 31, 2025, March 31, 2024 and March 31, 2023, the Summary Statement of Material Accounting Policies, and Other Explanatory Notes (collectively, the “**Restated Financial Information**”), as approved by the Board of Directors of the Company at their meeting held on December 08, 2025 for the purpose of inclusion in the red herring prospectus (“**RHP**”)/ Prospectus (collectively referred to as “**Offer Documents**”) prepared by the Company in connection with its proposed initial public offer of equity shares of face value ₹ 10 each (“**Offering**”) prepared in terms of the requirements of:

a) Section 26 of Part I of Chapter III of the Companies Act, 2013 (the “**Act**”);

Branches also at Kolkata, New Delhi & Hyderabad



**Head Office:**

C/52. Ground Floor,  
Baramunda Housing Board Colony (HIG)  
Bhubaneswar, Pin-751 003, Odisha, India  
Tele/fax : + 91 – 674 – 2355022  
E-mail: nagandassociates@gmail.com

**Dhanbad Branch Office:**

Gali No. 11, Jai Prakash Nagar,  
P.O.: C.M.R.I., Dhanbad, Pin: 826001

---

- b) The Securities and Exchange Board of India (Issue of Capital and Disclosure Requirements) Regulations, 2018, as amended ("**ICDR Regulations**"); and
- c) The Guidance Note on Reports in Company Prospectuses (Revised 2019) issued by the Institute of Chartered Accountants of India ("ICAI"), as amended from time to time (the "**Guidance Note**").

**Management's Responsibility for the Restated Financial Information**

2. The Company's Board of Directors is responsible for the preparation of the Restated Financial Information for the purpose of inclusion in the offer documents to be filed with Securities and Exchange Board of India, relevant stock exchanges and Registrar of Companies, Jharkhand situated at Ranchi in connection with the proposed Offering. The Restated Financial Information have been prepared by the management of the Company on the basis of preparation stated in Note 2 of the Restated Financial Information. The responsibility of Board of Directors of the Company includes designing, implementing and maintaining adequate internal controls relevant to the preparation and presentation of the Restated Financial Information. The Board of Directors are also responsible for identifying and ensuring that the company complies with the Act, ICDR Regulations and the Guidance Note.

**Auditor's Responsibilities**

- 3. We have examined such Restated Financial Information taking into consideration:
  - a) The terms of reference and terms of our engagement agreed upon with the company in accordance with our engagement letter dated February 01, 2025 in connection with the proposed Offering of the Company;
  - b) The Guidance Note, which also requires that we comply with the ethical requirements of the Code of Ethics issued by the ICAI;



**Head Office:**

C/52. Ground Floor,  
Baramunda Housing Board Colony (HIG)  
Bhubaneswar, Pin-751 003, Odisha, India  
Tele/fax : + 91 – 674 – 2355022  
E-mail: nagandassociates@gmail.com

**Dhanbad Branch Office:**

Gali No. 11, Jai Prakash Nagar,  
P.O.: C.M.R.I., Dhanbad, Pin: 826001

---

- c) Concepts of test checks and materiality to obtain reasonable assurance based on verification of evidence supporting the Restated Financial Information; and
- d) The requirements of Section 26 of the Act, and the ICDR Regulations.

Our work was performed solely to assist the Company in meeting your responsibilities in relation to your compliance with the Act, the ICDR Regulations and the Guidance Note in connection with the Offering.

**Restated Financial Information**

4. These Restated Financial Information have been compiled by the management from:

- (a) the audited special purpose financial statements of the Company as at and for the six months period ended September 30, 2025, prepared in accordance with the Indian Accounting Standards (referred to as “Ind AS”) as prescribed under Section 133 of the Act read with Companies (Indian Accounting Standards) Rules 2015, as amended, and other accounting principles generally accepted in India, which have been approved by the Board of Directors at their meetings held on December 08, 2025.
- (b) the audited special purpose financial statements of the Company as at and for the six months period ended September 30, 2024, prepared in accordance with the Indian Accounting Standards (referred to as “Ind AS”) as prescribed under Section 133 of the Act read with Companies (Indian Accounting Standards) Rules 2015, as amended, and other accounting principles generally accepted in India, which have been approved by the Board of Directors at their meetings held on December 08, 2025.
- (c) the audited financial statements of the Company as at and for the year ended March 31, 2025, prepared in accordance with the Indian Accounting Standards (referred to as “Ind AS”) as prescribed under Section 133 of the Act read with Companies (Indian Accounting Standards) Rules 2015, as amended, and other accounting principles generally accepted in India, which have been approved by the Board of Directors at their meetings held on April 23, 2025.

Branches also at Kolkata, New Delhi & Hyderabad



**Head Office:**

C/52. Ground Floor,  
Baramunda Housing Board Colony (HIG)  
Bhubaneswar, Pin-751 003, Odisha, India  
Tele/fax : + 91 – 674 – 2355022  
E-mail: nagandassociates@gmail.com

**Dhanbad Branch Office:**

Gali No. 11, Jai Prakash Nagar,  
P.O.: C.M.R.I., Dhanbad, Pin: 826001

---

- (d) the audited financial statements of the Company as at and for the year ended March 31, 2024 prepared in accordance with the Ind AS as prescribed under Section 133 of the Act read with Companies (Indian Accounting Standards) Rules 2015, as amended, and other accounting principles generally accepted in India, which have been approved by the Board of Directors at their meetings held on April 24, 2024.
- (e) the audited financial statements of the Company as at and for the year ended March 31, 2023 prepared in accordance with the Ind AS as prescribed under Section 133 of the Act read with Companies (Indian Accounting Standards) Rules 2015, as amended, and other accounting principles generally accepted in India, which have been approved by the Board of Directors at their meetings held on April 24, 2023.

5. For the purpose of our examination, we have relied on:

- a) the auditor's report issued by us dated December 08, 2025 on the audited special purpose financial statements of the Company as at and for the six months period ended September 30, 2025 as referred in Paragraph 4 above.
- b) the auditor's report issued by us dated December 08, 2025 on the audited special purpose financial statements of the Company as at and for the six months period ended September 30, 2024 as referred in Paragraph 4 above.
- c) the auditor's report issued by us dated April 23, 2025 on the audited financial statements of the Company as at and for the year ended March 31, 2025 as referred in Paragraph 4 above.
- d) the auditor's report issued by us dated April 24, 2024 on the audited financial statements of the Company as at and for the year ended March 31, 2024 as referred in Paragraph 4 above.
- e) the Auditor's report issued by M/s N.C.Banerjee & Co., Chartered Accountants dated April 24, 2023 on the audited financial statements of the Company as at and for the year ended March 31, 2023 as referred in Paragraph 4 above.
- f) the audit reports on the financial statements issued by us and M/s N.C.Banerjee & Co., referred in Para 5(a), (b), (c), (d) and (e) above, were not modified and included certain 'Emphasis of



**Head Office:**

C/52. Ground Floor,  
Baramunda Housing Board Colony (HIG)  
Bhubaneswar, Pin-751 003, Odisha, India  
Tele/fax : + 91 – 674 – 2355022  
E-mail: nagandassociates@gmail.com

**Dhanbad Branch Office:**

Gali No. 11, Jai Prakash Nagar,  
P.O.: C.M.R.I., Dhanbad, Pin: 826001

Matter' and 'other matters' in the respective auditor's report detailed hereunder which do not entail any adjustments in the Restated Financial Information:

- **For the year ended March 31, 2025**

**Emphasis of Matters -**

*"We draw attention to the following notes/matters to the Financial Statements:*

- (a) Balances under trade receivables, trade payables, loans & advances and other current assets/liabilities as on the Balance Sheet date, have not been confirmed as yet and reconciliation with respective ledger balances are pending, the consequential impact thereof, if any in the financial statements, are not ascertainable (Refer Note No. 4.3, 8.3, 4.2).*
- (b) The accumulated amount of input tax credit of ₹17507.80 Million, represents the GST paid on input materials/services that can be utilized against the GST on output. GST liability on coal sales is 5% whereas the inputs are being taxed at 18% and GST Input tax credit getting accumulated at 13%. This accumulation has occurred due to inverted tax structure. Utilization of accumulated ITC which has been availed in compliance with various GST provisions can be utilized in the future without any time limit. The amount is not refundable in terms of notifications issued in this respect and is therefore available only for utilization against output tax in future. Consequential impact and adjustments thereof and pending determination of amount as such cannot be commented upon by us (Refer Note No. 6.2).*

*Our opinion is not modified in respect of the above matters."*

**Other Matters -**

*" 1. We did not audit the standalone financial statements/information of 15 areas/ units included in the financial statements of the Company whose financial statements / financial information reflect total assets of ₹ 123314.10 million as at 31st March 2025 and total*

Branches also at Kolkata, New Delhi & Hyderabad





**Head Office:**

C/52. Ground Floor,  
Baramunda Housing Board Colony (HIG)  
Bhubaneswar, Pin-751 003, Odisha, India  
Tele/fax : + 91 – 674 – 2355022  
E-mail:nagandassociates@gmail.com

**Dhanbad Branch Office:**

Gali No. 11, Jai Prakash Nagar,  
P.O.:C.M.R.I., Dhanbad, Pin: 826001

---

*income of ₹178283.60 million for the year ended on that date, as considered in the financial statements. The financial statements/ information of these area / unit has been audited by the area / unit auditors whose reports have been furnished to us, and our opinion in so far as it relates to the amounts and disclosures included in respect of these area / units, is based solely on the report of such area / unit auditors.*

*Our opinion is not modified in respect of this matter.”*

- **For the year ended March 31, 2024**

**Emphasis of Matters -**

*“We draw attention to the following: Pending confirmation/ reconciliation of certain balances under Trade Receivables, the consequential impact thereof, if any on the financial statements are not ascertainable.*

*Our opinion is not modified in respect of the above matters.”*

**Other Matters -**

*“ We did not audit the standalone financial statements/information of 15 area/ units included in the financial statements of the Company whose financial statements /financial information reflect total assets of ₹111522.90 million as at 31 March, 2024 and total income of ₹175949.90 million for the year ended on that date, as considered in the financial statements. The financial statements/ information of these area / unit have been audited by the area / unit auditors whose reports have been furnished to us, and our opinion in so far as it relates to the amounts and disclosures included in respect of these area / units, is based solely on the report of such area / unit auditors.*

*Our opinion is not modified in respect of this matter.”*



**Head Office:**

C/52. Ground Floor,  
Baramunda Housing Board Colony (HIG)  
Bhubaneswar, Pin-751 003, Odisha, India  
Tele/fax : + 91 – 674 – 2355022  
E-mail:nagandassociates@gmail.com

**Dhanbad Branch Office:**

Gali No. 11, Jai Prakash Nagar,  
P.O.:C.M.R.I., Dhanbad, Pin: 826001

---

- **For the year ended March 31, 2023**

**Emphasis of Matters -**

*“We draw attention to the following: Pending confirmation/ reconciliation of certain balances under Trade Receivables, the consequential impact thereof, if any on the financial statements are not ascertainable.*

*Our opinion is not modified in respect of the above matters.”*

**Other Matters -**

*“ We did not audit the Standalone financial statements/information of 17 area/ units included in the financial statements of the Company whose financial statements /financial information reflect total assets of ₹ 57638.60 million as at 31st March, 2023 and total income of ₹ 135761.70 million for the year ended on that date, as considered in the financial statements. The financial statements/ information of these area / unit have been audited by the area / unit auditors whose reports have been furnished to us, and our opinion in so far as it relates to the amounts and disclosures included in respect of these area / units, is based solely on the report of such area / unit auditors.*

*Our opinion is not modified in respect of this matter.”*

6. Based on our examination and according to the information and explanations given to us, we report that the Restated Financial Information:

a) have been prepared after incorporating adjustments for the changes in accounting policies and regrouping/reclassifications retrospectively in the six months period ended September 30, 2024, financial years ended March 31, 2025, March 31, 2024 and March 31, 2023 to reflect the same accounting treatment as per the accounting policies and grouping/classifications followed as at and for the six months period ended September 30, 2025;

b) do not contain any qualifications requiring adjustments. However, certain observations in respective years’ Auditor’s Report on financial statements, which do not require any corrective

Branches also at Kolkata, New Delhi & Hyderabad



**Head Office:**

C/52. Ground Floor,  
Baramunda Housing Board Colony (HIG)  
Bhubaneswar, Pin-751 003, Odisha, India  
Tele/fax : + 91 – 674 – 2355022  
E-mail: nagandassociates@gmail.com

**Dhanbad Branch Office:**

Gali No. 11, Jai Prakash Nagar,  
P.O.: C.M.R.I., Dhanbad, Pin: 826001

---

adjustments in the Restated Financial Information, have been disclosed in ‘**Annexure-I**’ to the Restated Financial Information as under:

- i. Observations as per the Companies (Auditor’s Report) Order, 2020 (CARO 2020) for financial year ended March 31, 2025, March 31, 2024 and March 31, 2023 respectively issued by the Central Government of India in terms of sub-section (11) of section 143 of the Act;
- ii. Information in respect of the directions and additional directions issued by the Comptroller and Auditor General of India under section 143(5) of the Companies Act 2013 for financial year ended March 31, 2025, March 31, 2024 and March 31, 2023 respectively; and
- c) have been prepared in accordance with the Act, ICDR Regulations and the Guidance Note.

7. We have not audited any financial statements of the Company as of any date or for any period subsequent to September 30, 2025. Accordingly, we express no opinion on the financial position, results of operations, cash flows and statement of changes in equity of the Company as of any date or for any period subsequent to September 30, 2025.

8. We have complied with the relevant applicable requirements of the Standard on Quality Control (SQC 1), “Quality Control for Firms that Perform Audits and Reviews of Historical Financial Information, other Assurance and Related Services Engagements” issued by ICAI.

9. The Restated Financial Information does not reflect the effects of events that occurred subsequent to the respective dates of the reports on the audited financial statements mentioned in paragraph 4 above.

10. This report should not in any way be construed as a reissuance or re-dating of any of the previous audit reports issued by us, nor should this report be construed as a new opinion on any of the financial statements referred to herein.

11. We have no responsibility to update our report for events and circumstances occurring after the date of the report.

Branches also at Kolkata, New Delhi & Hyderabad



***Nag & Associates***  
Chartered Accountants

**Head Office:**

C/52. Ground Floor,  
Baramunda Housing Board Colony (HIG)  
Bhubaneswar, Pin-751 003, Odisha, India  
Tele/fax : + 91 – 674 – 2355022  
E-mail: nagandassociates@gmail.com

**Dhanbad Branch Office:**

Gali No. 11, Jai Prakash Nagar,  
P.O.: C.M.R.I., Dhanbad, Pin: 826001

---

12. Our report is intended solely for use of the Board of Directors for inclusion in the offer documents to be filed with Securities and Exchange Board of India, relevant stock exchanges and Registrar of Companies, Jharkhand situated in Ranchi, in connection with the proposed IPO. Our report should not be used, referred to, or distributed for any other purpose. Accordingly, we do not accept or assume any liability or any duty of care for any other purpose or to any other person to whom this report is shown or into whose hands it may come.

**For Nag & Associates**

Chartered Accountants

Firm Registration No: 312063E

Place: Dhanbad

Dated: December 08, 2025

UDIN: 25050531BBIKRG3595

(CA Indranath Nag)

Partner

Membership No. 050531

Branches also at Kolkata, New Delhi & Hyderabad



**Head Office:**

C/52. Ground Floor,  
Baramunda Housing Board Colony (HIG)  
Bhubaneswar, Pin-751 003, Odisha, India  
Tele/fax : + 91 – 674 – 2355022  
E-mail:nagandassociates@gmail.com

**Dhanbad Branch Office:**

Gali No. 11, Jai Prakash Nagar,  
P.O.:C.M.R.I., Dhanbad, Pin: 826001

**Annexure-I**

**OBSERVATIONS REPORTED IN REPORT ON OTHER LEGAL AND REGULATORY REQUIREMENTS SECTION OF AUDIT REPORTS FOR EACH OF THE FINANCIAL YEARS ENDED MARCH 31, 2025, MARCH 31, 2024 AND MARCH 31, 2023.**

**A. Auditor's Report for the year ending March 31, 2025**

I. Observations as per the Companies (Auditor's Report) Order, 2020 (CARO 2020) issued by the Central Government of India in terms of sub section (11) of section 143 of the Act (Annexure II to Auditor's Report):

(i)(c) According to the information and explanations given to us and on the basis of our examination of the records of the Company, the title deeds of all the immovable properties (other than properties where the company is the lessee and the lease agreements are duly executed in favour of the lessee) disclosed in the financial statements are held in the name of the Company except in the following cases: -

<b>Description of property</b>	<b>Gross carrying value. (in ₹ Millions)</b>	<b>Held in Name of</b>	<b>Whether promoter, director or their relative or employee</b>	<b>Period held – indicate range, where appropriate</b>	<b>Reason for not being held in name of the Company</b>
Freehold Land	1814.70	Only in case of directly purchased by the Company (1079.75 Ha)	Not Applicable	Different dates	Out of the total land of 16390.45 Ha held in the possession of BCCL, diverted forest land is 334.39 Ha and freehold land is 16056.06 Ha which includes 9945.88 Ha of land is under the category of vested land through

Branches also at Kolkata, New Delhi & Hyderabad



***Nag & Associates***  
Chartered Accountants

**Head Office:**

C/52. Ground Floor,  
Baramunda Housing Board Colony (HIG)  
Bhubaneswar, Pin-751 003, Odisha, India  
Tele/fax : + 91 – 674 – 2355022  
E-mail:nagandassociates@gmail.com

**Dhanbad Branch Office:**

Gali No. 11, Jai Prakash Nagar,  
P.O.:C.M.R.I., Dhanbad, Pin: 826001

<b>Description of property</b>	<b>Gross carrying value. (in ₹ Millions)</b>	<b>Held in Name of</b>	<b>Whether promoter, director or their relative or employee</b>	<b>Period held – indicate range, where appropri ate</b>	<b>Reason for not being held in name of the Company</b>
					Coking Coal Mines/Coal Mines Nationalisation Act, 1972 and 1973; 1090.17Ha of land is related to Coal Mines Labour Welfare Organisation including Central Hospital and four other Hospitals, Mines Rescue Stations of Government of India, four Washeries of SAIL, erstwhile Coal Board and Central Jharia Projects which have been transferred to the Company by the Government of India; and 5020.01 Ha of land is acquired under Land Acquisition Act, CBA(A&D)

Branches also at Kolkata, New Delhi & Hyderabad



***Nag & Associates***  
Chartered Accountants

**Head Office:**

C/52. Ground Floor,  
Baramunda Housing Board Colony (HIG)  
Bhubaneswar, Pin-751 003, Odisha, India  
Tele/fax : + 91 – 674 – 2355022  
E-mail: nagandassociates@gmail.com

**Dhanbad Branch Office:**

Gali No. 11, Jai Prakash Nagar,  
P.O.: C.M.R.I., Dhanbad, Pin: 826001

Description of property	Gross carrying value. (in ₹ Millions)	Held in Name of	Whether promoter, director or their relative or employee	Period held – indicate range, where appropriate	Reason for not being held in name of the Company
					Act, Merger of NCDC, Government transferred land (out of which 1089.12 Ha land has been directly purchased and title deeds in these cases are held in the name of the Company). Out of total land 16390.45 Ha held in the name of the Company, mutation is not required for 1381.86 Ha. As they are Government land transferred, forest diverted land and land acquired under CBA(A&D) Act, 1957. Out of remaining 15008.59 Ha. of land, 9941.32 Ha has been mutated in the

Branches also at Kolkata, New Delhi & Hyderabad



**Nag & Associates**  
Chartered Accountants

**Head Office:**

C/52. Ground Floor,  
Baramunda Housing Board Colony (HIG)  
Bhubaneswar, Pin-751 003, Odisha, India  
Tele/fax : + 91 – 674 – 2355022  
E-mail: nagandassociates@gmail.com

**Dhanbad Branch Office:**

Gali No. 11, Jai Prakash Nagar,  
P.O.: C.M.R.I., Dhanbad, Pin: 826001

Description of property	Gross carrying value. (in ₹ Millions)	Held in Name of	Whether promoter, director or their relative or employee	Period held – indicate range, where appropriate	Reason for not being held in name of the Company
					name of BCCL, and for the remaining land 5067.27 Ha , mutation in compliance with letter dated 07.04.2022 of Ministry of Coal is still pending for mutation.
Other Land	598.00	Not Applicable	Not Applicable	Different dates	Includes 24.22 Ha of land leased from Railways.

(vi) The Central Government has specified maintenance of cost records under sub-section (1) of section 148 of the Act in respect of the products of the Company. We have broadly reviewed the books of account maintained by the Company pursuant to the Rules made by the Central Government for the maintenance of cost records and are of the opinion that, prima facie, the prescribed accounts and records have been made and maintained. However, we have not made a detailed examination of the cost records with a view to determine whether they are accurate or complete.

II. Information in respect of the directions issued by the Comptroller and Auditor -General of India (Annexure I to Auditor's Report)

Sl. No.	Particulars	Observation
---------	-------------	-------------

Branches also at Kolkata, New Delhi & Hyderabad





**Head Office:**

C/52. Ground Floor,  
Baramunda Housing Board Colony (HIG)  
Bhubaneswar, Pin-751 003, Odisha, India  
Tele/fax : + 91 – 674 – 2355022  
E-mail: nagandassociates@gmail.com

**Dhanbad Branch Office:**

Gali No. 11, Jai Prakash Nagar,  
P.O.: C.M.R.I., Dhanbad, Pin: 826001

1	Whether the company has system in place to process all the accounting transactions through IT system? If yes, the implications of processing of accounting transaction outside IT system on the integrity of the accounts along with the financial implications, if any, may be stated.	The Company has migrated to SAP, an ERP application software, from its legacy system Coal-Net to process all its accounting transactions with effect from 1st August 2021. The financial transactions are recorded through SAP, except calculation of Performance Income, Compensation Income, Interest Income on delayed payment, Valuation of Closing Stock of Coal and OBR, Coal Quality variance, Under Ground Allowance for Executives. Further, various ageing analysis which are required to be disclosed in the financial statements have also been prepared manually by the Management.
2	Whether coal stock measurement was done based on Yellow Book? Whether physical stock measurement reports accompanied by contour map in all cases? Whether approval of the competent authority was obtained for new heap, if any, created during the year.	<p>As per explanation and information given to us, the coal stock measurements of the heaps are being done as per the Yellow Book. Coal Stock dumps are being created by the collieries at prefix locations for which contour plans are prepared and approved by competent authorities in advance, i.e. prior to starting to dump of coal. However, in some of the cases, small stocks whose geometrical shape are cumbersome and not fit for measurement using contour plan / level section, are being measured by conventional method, even if such stocks have contour plans. The stock measurement reports are accompanied by contour plans.</p> <p>For the washeries the stocks of slurry, rejects and middling were building up since inception of the washery, i.e. prior to takeover by BCCL. The heaps, particularly of reject, slurry, middling etc. are huge in shape and size. All these heaps do not have contour plans, as such being measured by conventional method.</p> <p>As for the explanations and information given to us, new heaps created during the year are having approval of competent authority.</p>
3	Whether the company conducted physical verification exercise of assets and properties at the time of merger/ split/restructure of an area. If so, whether the concerned subsidiary	As per explanations and information given to us, there is no case of merger / split / restructure of any Area of BCCL during the Financial Year 2024-25.



**Head Office:**

C/52. Ground Floor,  
Baramunda Housing Board Colony (HIG)  
Bhubaneswar, Pin-751 003, Odisha, India  
Tele/fax : + 91 – 674 – 2355022  
E-mail: nagandassociates@gmail.com

**Dhanbad Branch Office:**

Gali No. 11, Jai Prakash Nagar,  
P.O.: C.M.R.I., Dhanbad, Pin: 826001

	followed the requisite procedure.	
4	Whether separate Escrow Accounts for each mine has been maintained in CIL and its subsidiary companies, and the Escrow Agreements / Accounts were modified/updated in compliance of guidelines issued by Ministry time to time. Also examine the utilization of the fund of the account.	<p>Yes, separate Mine-wise Escrow account against each Mine Closure Plan is maintained with Bank of Baroda and Union Bank of India according to guidelines issued by Ministry of Coal.</p> <p>The revised guidelines for preparation of mining plan and mine closure plan for coal and lignite blocks 2025 were issued on 31 January 2025 whereby all escrow agreements are to be revised within one year after coming into force of these guidelines i.e. 31<sup>st</sup> January 2026.</p> <p>No amount has been withdrawn from the Escrow account during the financial year 2024-25. However, ₹ 22.142 million has been released from escrow account as per order of Coal Controller Organization (CCO).</p>
5	Whether the impact of penalty for illegal mining as imposed by the Hon'ble Supreme Court/ National Green Tribunal/ State Pollution Control Board has been duly considered and accounted for?	<p>There is no demand existing on account of illegal mining as imposed by the Hon'ble Supreme Court/ National Green Tribunal/ State Pollution control Board as on 31.03.2025.</p> <p>However, demand notices amounting to ₹1,73,444.60 million have been issued in respect of 47 Projects/Mines/ Collieries of the company by State Government (District Mining Officer) in pursuance of the judgement dated 02.08.2017 of Hon'ble Supreme Court of India vide W.P. (C) No. 114 of 2014 in Common Cause vs. Union of India &amp; Others and order dated 03.11.2022 issued by JS&amp;RA under section 30 of MMDR Act, 1957 set aside the total demand notice amounting to ₹ 1,73,444.60 million in respect of 47 projects/mines/collieries of the Company.</p> <p>Based on the judgment received from the Revisional Authority, MoC and legal opinion, the above demand has been in totality set aside.</p> <p>The same is suitably disclosed in the Additional Notes to Accounts vide no. 16.1 (I) (i)</p>
6	Whether any independent Assessment/ Certification in	Independent assessment/certification in respect of migration process of data from Coal-Net portal to SAP



**Head Office:**

C/52. Ground Floor,  
Baramunda Housing Board Colony (HIG)  
Bhubaneswar, Pin-751 003, Odisha, India  
Tele/fax : + 91 – 674 – 2355022  
E-mail:nagandassociates@gmail.com

**Dhanbad Branch Office:**

Gali No. 11, Jai Prakash Nagar,  
P.O.:C.M.R.I., Dhanbad, Pin: 826001

respect of migration process of data from Coalnet portal to SAP has been done.	has been obtained by BCCL on 11.03.2025. However, as per reconciliation status, the percentage of reconciliation of data for HCM Module is for Employee Master Executive-98.32% (Mismatch 31) and for Employee Master-Non Executive-97.39% (Mismatch 1232) highlighted in Data Migration Report.
--	--

**B. Auditor's Report for the year ending March 31, 2024**

I. Observations as per the Companies (Auditor's Report) Order, 2020 (CARO 2020) issued by the Central Government of India in terms of sub section (11) of section 143 of the Act (Annexure II to Auditor's Report):

(i)(c) According to the information and explanations given to us and on the basis of our examination of the records of the Company, the title deeds of all the immovable properties (other than properties where the company is the lessee and the lease agreements are duly executed in favour of the lessee) disclosed in the financial statements are held in the name of the Company except in the following cases: -

<b>Description of property</b>	<b>Gross carrying value. (in ₹ Million)</b>	<b>Held in Name of</b>	<b>Whether promoter, director or their relative or employee</b>	<b>Period held – indicate range, where appropriate</b>	<b>Reason for not being held in name of the Company</b>
Freehold Land	1504.50	Only in case of directly purchased by the Company (1079.75 Ha)	Not Applicable	Different dates	Out of the total freehold land of 16381.09 Ha held in the possession of BCCL, 9945.88 Ha of land is under the category of vested land through Coking Coal Mines/Coal Mines Nationalisation Act, 1972 and 1973; 1090.17Ha of land is related to Coal Mines Labour

Branches also at Kolkata, New Delhi & Hyderabad



**Nag & Associates**  
Chartered Accountants

**Head Office:**

C/52. Ground Floor,  
Baramunda Housing Board Colony (HIG)  
Bhubaneswar, Pin-751 003, Odisha, India  
Tele/fax : + 91 – 674 – 2355022  
E-mail:nagandassociates@gmail.com

**Dhanbad Branch Office:**

Gali No. 11, Jai Prakash Nagar,  
P.O.:C.M.R.I., Dhanbad, Pin: 826001

Description of property	Gross carrying value. (in ₹ Million)	Held in Name of	Whether promoter, director or their relative or employee	Period held – indicate range, where appropriate	Reason for not being held in name of the Company
					Welfare Organisation including Central Hospital and four other Hospitals, Mines Rescue Stations of Government of India, four Washeries of SAIL, erstwhile Coal Board and Central Jharia Projects have been transferred to the Company by the Government of India; balance land of 4265.29 Ha of land is acquired under Land Acquisition Act, CBA(A&D) Act, Merger of NCDC, Government transferred land and forest diverted land. <b>Now as per the notification of the Government of India, dated 07.04.2022, the mutation of those land acquired under Coal Mines</b>

Branches also at Kolkata, New Delhi & Hyderabad



***Nag & Associates***  
Chartered Accountants

**Head Office:**

C/52. Ground Floor,  
Baramunda Housing Board Colony (HIG)  
Bhubaneswar, Pin-751 003, Odisha, India  
Tele/fax : + 91 – 674 – 2355022  
E-mail:nagandassociates@gmail.com

**Dhanbad Branch Office:**

Gali No. 11, Jai Prakash Nagar,  
P.O.:C.M.R.I., Dhanbad, Pin: 826001

Description of property	Gross carrying value. (in ₹ Million)	Held in Name of	Whether promoter, director or their relative or employee	Period held – indicate range, where appropriate	Reason for not being held in name of the Company
					<p><b>(Nationalization) Act 1972 &amp; 1973 as well as Coal Bearing Areas (Acquisition &amp; Development) Act 1957, are required to be mutated with respective State Governments in the name of the Company. But the said mutation, has not yet been completed.</b></p> <p>3. In case of directly purchased lands of 1,079.75 Ha by the Company, proof of mutations in favour of the Company could not be produced for our verification by the Estate Department of Head Quarter.</p> <p>4. Further, lands in the name of BCCL, HQ, measuring 542.22 acres, out of which no documentary evidences could be</p>

Branches also at Kolkata, New Delhi & Hyderabad



**Nag & Associates**  
Chartered Accountants

**Head Office:**

C/52. Ground Floor,  
Baramunda Housing Board Colony (HIG)  
Bhubaneswar, Pin-751 003, Odisha, India  
Tele/fax : + 91 – 674 – 2355022  
E-mail:nagandassociates@gmail.com

**Dhanbad Branch Office:**

Gali No. 11, Jai Prakash Nagar,  
P.O.:C.M.R.I., Dhanbad, Pin: 826001

Description of property	Gross carrying value. (in ₹ Million)	Held in Name of	Whether promoter, director or their relative or employee	Period held – indicate range, where appropriate	Reason for not being held in name of the Company
					produced of 42.72 acres with relation to the Company's ownership.
Other Land	404.30	Not Applicable	Not Applicable	Different dates	3.864 Ha of Railway land at Loyabad station is taken on lease for a period of 35 years from March 2022.

(vi) The Central Government has specified maintenance of cost records under sub-section (1) of section 148 of the Act in respect of the products of the Company. We have broadly reviewed the books of account maintained by the Company pursuant to the Rules made by the Central Government for the maintenance of cost records and are of the opinion that, prima facie, the prescribed accounts and records have been made and maintained. However, we have not made a detailed examination of the cost records with a view to determine whether they are accurate or complete.

(xi)(a) To the best of our knowledge and according to the information and explanations given to us, no fraud by the Company or no material fraud on the Company has been noticed or reported during the year, except the following cases of fraud on the Company by its officers or employees, vide letter dated 03.04.2024 received from Vigilance Department

Sl No	Case No.	Brief of the Case
Case-1	CB/03/2023 Registered on 03.05.2023	Alleged irregularities in the remittance of PF and Pension contribution at Central Hospital Dhanbad
Case-2	CB/04/2023 Registered on 15.05.2023	Irregular deployment of Sunday/holiday to the drovers of water tankers and persons of auto department at Kustore

Branches also at Kolkata, New Delhi & Hyderabad



**Head Office:**

C/52. Ground Floor,  
Baramunda Housing Board Colony (HIG)  
Bhubaneswar, Pin-751 003, Odisha, India  
Tele/fax : + 91 – 674 – 2355022  
E-mail: nagandassociates@gmail.com

**Dhanbad Branch Office:**

Gali No. 11, Jai Prakash Nagar,  
P.O.: C.M.R.I., Dhanbad, Pin: 826001

		colliery in PB Area even if water tanker remains breakdown.
Case-3	CB/05/2023 Registered on 15.09.2023	Alleged acquisition of asset disproportionate to his known sources of income by Shri Ratnakar Mallik, Area Personnel Manage. Block-II Area of BCCL.
Case-4	CB/01/20234 Registered on 06.01.2024	Alleged corrupt practices by the officials of Katras Area.
Case-5	CB/02/2024 Registered on 28.03.2024	Alleged irregularities in issuance of NOC to retired employee without handing over his allotted Company's quarter.
Case-6	CB/04/2024 Registered on 29.03.2024	Alleged irregularities in committed by Dr. S.S. kumar while posted as Area Medical Officer, Govindpur Area

II. Information in respect of the directions issued by the Comptroller and Auditor -General of India (Annexure I to Auditor's Report)

Sl. No	Particulars	Observation
1	Whether the company has system in place to process all the accounting transactions through IT system? If yes, the implications of processing of accounting transaction outside IT system on the integrity of the accounts along with the financial implications, if any, may be stated.	Yes, the Company has migrated to SAP, an ERP application software, from its legacy system Coal-Net to process all its accounting transactions with effect from 1st August 2021. As per the information and explanations provided to us by the management, this application covers mostly all the functionalities to run the business process smoothly and efficiently to fulfil the intense requirement of the Company.
2	Whether coal stock measurement was done based on Yellow Book? Whether physical stock measurement reports accompanied by contour map in all cases? Whether approval of the competent authority was obtained for new heap, if any, created during the year.	As per explanation and information given to us, the coal stock measurements of the heaps are being done as per the Yellow Book. Coal Stock dumps are being created by the collieries at prefix locations for which contour plans are prepared and approved by competent authority in advance, i.e. prior to starting dumping of coal. However, in some of the cases, small stocks whose geometrical shape are cumbersome and not fit for measurement using contour

Branches also at Kolkata, New Delhi & Hyderabad





**Head Office:**

C/52. Ground Floor,  
Baramunda Housing Board Colony (HIG)  
Bhubaneswar, Pin-751 003, Odisha, India  
Tele/fax : + 91 – 674 – 2355022  
E-mail: nagandassociates@gmail.com

**Dhanbad Branch Office:**

Gali No. 11, Jai Prakash Nagar,  
P.O.: C.M.R.I., Dhanbad, Pin: 826001

		<p>plan / level section, are being measured by conventional method, even if such stocks are having contour plans. The stock measurement reports are accompanied by contour plans.</p> <p>For the washeries the stocks of slurry, rejects and middling were building up since inception of the washery, i.e. prior to take over by BCCL. The heaps, particularly of reject, slurry, middling etc. are huge in shape and size. All these heaps are not having contour plans, as such being measured by conventional method.</p> <p>As per explanation and information given to us, new heaps created during the year are having approval of competent authority.</p>
3	Whether the impact of penalty for illegal mining as imposed by the Hon'ble Supreme Court/ National Green Tribunal/ State Pollution Control Board has been duly considered and accounted for?	<p>There is no demand on account of illegal mining as imposed by the Hon'ble Supreme Court/ National Green Tribunal/ State Pollution control Board as on 31.03.2024.</p> <p>However, demand notices amounting to ₹ 1,73,444.60 Million have been issued in respect of 47 Projects/Mines/ Collieries of the company by State Government (District Mining Officer) in pursuance of the judgement dated 02.08.2017 of Hon'ble Supreme Court of India vide W.P. (C) No. 114 of 2014 in Common Cause vs. Union of India &amp; Others.</p> <p>Based on the judgment received from Revisional Authority, MoC and legal opinion, the above demand has been set aside.</p>





**Nag & Associates**  
Chartered Accountants

**Head Office:**

C/52. Ground Floor,  
Baramunda Housing Board Colony (HIG)  
Bhubaneswar, Pin-751 003, Odisha, India  
Tele/fax : + 91 – 674 – 2355022  
E-mail: nagandassociates@gmail.com

**Dhanbad Branch Office:**

Gali No. 11, Jai Prakash Nagar,  
P.O.: C.M.R.I., Dhanbad, Pin: 826001

		The same is suitably disclosed in the Additional Notes to Accounts vide no. 16.1 (a) (I) (i)
<b>4</b>	Whether any independent Assessment/ Certification in respect of migration process of data from Coalnet portal to SAP has been done.	Till date no independent assessment/certification in respect of migration process of data from Coal-Net portal to SAP has been obtained by BCCL.

**C. Auditor's Report for the year ending March 31, 2023**

I. Observations as per the Companies (Auditor's Report) Order, 2020 (CARO 2020) issued by the Central Government of India in terms of sub section (11) of section 143 of the Act (Annexure II to Auditor's Report):

- (b) (i)(c) The title deeds of all the immovable properties (other than properties where the company is the lessee and the lease agreements are duly executed in favour of the lessee) disclosed in the financial statements are tabulated below:-

Description of property	Gross carrying value (₹ in million)	Held in name of	Whether promoter, director or their relative or employee	Period held – indicate range, where appropriate	Reason for not being held in name of company
Freehold Land	1288.00	Only in case of Directly purchased by company (1147.455 Ha)	Not Applicable	Different Dates	1. Out of the total (freehold & other land) of 18682.195 Ha in the possession of BCCL, 17840.084 Ha land constitutes free hold land and 842.111 Ha other land. 2. 16692.629 Ha of freehold land acquired on Nationalization of Coal Mines as well as taking over of Coal Mines Labour Welfare Organization including Central Hospital and four other Hospitals, Mines Rescue

Branches also at Kolkata, New Delhi & Hyderabad



**Nag & Associates**  
Chartered Accountants

**Head Office:**

C/52. Ground Floor,  
Baramunda Housing Board Colony (HIG)  
Bhubaneswar, Pin-751 003, Odisha, India  
Tele/fax : + 91 – 674 – 2355022  
E-mail:nagandassociates@gmail.com

**Dhanbad Branch Office:**

Gali No. 11, Jai Prakash Nagar,  
P.O.:C.M.R.I., Dhanbad, Pin: 826001

Description of property	Gross carrying value (₹ in million)	Held in name of	Whether promoter, director or their relative or employee	Period held – indicate range, where appropriate	Reason for not being held in name of company
					Stations of Govt. of India, four Washeries of SAIL, erstwhile Coal Board and Central Jharia Projects have been transferred to the Company by the Govt. of India. The question of mutation of land acquired under Coal Mines (Nationalization) Act 1972 as well as Coal Bearing Areas (Acquisition & Development ) Act 1957, does not arise in law , as its right, title and interest remains vested absolutely in the Central Government, which is, on transfer, exercised by BCCL, a Government Company. 3. All other title deeds for land acquired are in possession and are mutated in favour of company except in few cases of freehold lands, where same is under progress pending legal formalities.
Other land	332.10	Not Applicable	Not Applicable	Different Dates	838.247 Ha land is in the category of other land which were acquired in pursuance to Coal Mines (Nationalisation) Act 1973, under Coal Bearing Areas (Acquisition and Development) Act, 1957 and Land Acquisition Act, 1894 that does not require title deeds separately for corresponding land.

Branches also at Kolkata, New Delhi & Hyderabad



**Nag & Associates**  
Chartered Accountants

**Head Office:**

C/52. Ground Floor,  
Baramunda Housing Board Colony (HIG)  
Bhubaneswar, Pin-751 003, Odisha, India  
Tele/fax : + 91 – 674 – 2355022  
E-mail: nagandassociates@gmail.com

**Dhanbad Branch Office:**

Gali No. 11, Jai Prakash Nagar,  
P.O.: C.M.R.I., Dhanbad, Pin: 826001

Description of property	Gross carrying value (₹ in million)	Held in name of	Whether promoter, director or their relative or employee	Period held – indicate range, where appropriate	Reason for not being held in name of company
					3.864 Ha of Railway land at Loyabad station is taken on lease for a period of 35 years from March 2022.

- (ii) (xi)(a) According to the information and explanations given to us, no fraud by the company or no material fraud on the company has been noticed or reported during the year except the following cases of fraud on the Company by its officers or employees vide letter dated 05-04-2023 received from the Vigilance department. The details of the same are hereunder:

Srl No	Case No / FIR No.	Description of the Case
1.	CB/01/2022. Registered on 26.05.2022	Irregularities in arbitrary cancellation of BC and FC in a tender of Lodna Area even after recommendation of tender committee member to award the work in favour of L-1 tenderer.
2.	CB/02/2022. Registered on 17.06.2022	Irregularities in handover and takeover of BCCL's quarter at EJ Area.
3.	CB/04/2022. Registered on 22.09.2022	Irregularities in work of Coal Transportation from various coal dump of kuya ocp to ck siding through feeder breaker during the period January 2021 to May 2021 by the three private coal transporters.
4.	CA/01/2022. Registered on 07.12.2022	Alleged violation of terms and conditions of the contract and non-deposition of correct amount of EPF.

II. Information in respect of the directions issued by the Comptroller and Auditor -General of India (Annexure I to Auditor's Report)

Sl. No	Particulars	Observation
1	Whether the company has system in place to process all the accounting transactions through IT system? If Yes, the implications of processing of accounting transaction outside	Yes, the Company has migrated to SAP, an ERP application software, from its legacy system Coal-Net to process all its accounting transactions with effect from

Branches also at Kolkata, New Delhi & Hyderabad



**Head Office:**

C/52. Ground Floor,  
Baramunda Housing Board Colony (HIG)  
Bhubaneswar, Pin-751 003, Odisha, India  
Tele/fax : + 91 – 674 – 2355022  
E-mail: nagandassociates@gmail.com

**Dhanbad Branch Office:**

Gali No. 11, Jai Prakash Nagar,  
P.O.: C.M.R.I., Dhanbad, Pin: 826001

	IT system on the integrity of the accounts along with the financial implications, if any, may be stated.	1 <sup>st</sup> August, 2021. As per the information and explanations provided to us by the management, this application covers mostly all the functionalities to run the business process smoothly and efficiently to fulfill the intense requirement of the Company.
2	Whether coal stock measurement was done based on Yellow Book? Whether physical stock measurement reports are accompanied by contour map in all cases? Whether approval of the competent authority was obtained for new heap, if any, created during the year.	<p>As per explanation and information given to us, the coal stock measurements of the heaps are being done as per the Yellow Book. Coal Stock dumps are being created by the collieries at prefix locations for which contour plans are prepared and approved by competent authority in advance, i.e. prior to starting dumping of coal. However, in some of the cases, small stocks whose geometrical shape are cumbersome and not fit for measurement using contour plan / level section, are being measured by conventional method, even if such stocks are having contour plans. The stock measurement reports are accompanied by contour plans.</p> <p>For the washeries the stocks of slurry, rejects and middling were building up since inception of the washery, i.e. prior to take over by BCCL. The heaps, particularly of reject, slurry, middling etc. are huge in shape and size. All these heaps are not having contour plans, as such being measured by conventional method.</p>



**Head Office:**

C/52. Ground Floor,  
Baramunda Housing Board Colony (HIG)  
Bhubaneswar, Pin-751 003, Odisha, India  
Tele/fax : + 91 – 674 – 2355022  
E-mail:nagandassociates@gmail.com

**Dhanbad Branch Office:**

Gali No. 11, Jai Prakash Nagar,  
P.O.:C.M.R.I., Dhanbad, Pin: 826001

		As per explanation and information given to us, new heaps created during the year are having approval of competent authority.
3	Whether the impact of penalty for illegal mining as imposed by the Hon'ble Supreme Court/ National Green Tribunal/ State Pollution Control Board has been duly considered and accounted for?	<p>There is no demand on account of illegal mining as imposed by the Hon'ble Supreme Court/ National Green Tribunal/ State Pollution control Board as on 31.03.2023.</p> <p>However, demand notices amounting to ₹ 173,444.60 million have been issued in respect of 47 Projects/Mines/ Collieries of the company by State Government (District Mining Officer) in pursuance of the judgement dated 02.08.2017 of Hon'ble Supreme Court of India vide W.P. (C) No. 114 of 2014 in Common Cause vs. Union of India &amp; Others.</p> <p>Based on the judgment received from Revisional Authority, MoC and legal opinion, the above demand has been vacated.</p> <p>The same is suitably disclosed in the Additional Notes to Accounts vide no. 38.4.(a).(ii).</p>
4	Whether any independent Assessment/ Certification in respect of migration process of data from Coalnet portal to SAP has been done.	Till date no independent assessment/certification in respect of migration process of data from Coal-Net portal to SAP has been done.

**BHARAT COKING COAL LIMITED**  
**CIN - U10101JH1972GOI000918**  
**Restated Statement of Assets and Liabilities**

(All amounts in ₹ Million, except as otherwise stated)

	Note No.	As at September 30, 2025	As at September 30, 2024	As at March 31, 2025	As at March 31, 2024	As at March 31, 2023
<b>ASSETS</b>						
<b>Non-Current Assets</b>						
(a) Property, Plant & Equipment	3.1	49,362.10	38,848.50	42,644.10	34,385.70	29,078.10
(b) Capital Work in Progress	3.2	18,424.70	15,861.60	16,167.80	13,678.10	12,998.30
(c) Exploration and Evaluation Assets	3.3	524.30	1,652.50	2,278.20	1,632.90	1,553.60
(d) Intangible Assets	3.4	79.50	107.80	94.90	126.60	156.80
(e) Intangible Assets under Development	3.5	-	-	-	-	-
(f) Financial Assets						
(i) Investments	4.1	-	-	-	-	-
(ii) Loans	4.2	1.40	-	-	-	-
(iii) Other Financial Assets	4.6	11,709.90	10,581.90	10,189.00	8,866.20	7,058.60
(g) Deferred Tax Assets (Net)	11.2	5,572.70	5,937.80	5,628.30	7,170.80	10,482.70
(h) Non-Current Tax Assets (Net)	11.1	-	-	-	-	-
(i) Other non-current assets	6.1	10,696.80	9,429.70	10,426.50	8,569.00	6,208.50
<b>Total Non-Current Assets (A)</b>		<b>96,371.40</b>	<b>82,419.80</b>	<b>87,428.80</b>	<b>74,429.30</b>	<b>67,536.60</b>
<b>Current Assets</b>						
(a) Inventories	5.1	19,517.60	15,140.20	19,601.40	13,815.80	10,290.60
(b) Financial Assets						
(i) Investments	4.1	-	22.60	4.10	2,665.20	797.20
(ii) Trade Receivables	4.3	22,025.20	14,490.70	18,477.60	13,332.50	12,511.50
(iii) Cash & Cash equivalents	4.4	4,288.70	4,233.90	1,675.40	2,858.20	5,449.40
(iv) Other Bank Balances	4.5	6,501.90	7,709.70	9,623.10	6,588.10	6,092.60
(v) Loans	4.2	-	-	-	-	-
(vi) Other Financial Assets	4.6	3,909.30	794.40	2,341.90	737.00	589.90
(c) Current Tax Assets (Net)	11.1	1,552.20	-	1,985.40	1,028.50	1,685.70
(d) Other Current Assets	6.2	32,945.00	31,371.10	31,697.10	31,822.70	28,175.10
<b>Total Current Assets (B)</b>		<b>90,739.90</b>	<b>73,762.60</b>	<b>85,406.00</b>	<b>72,848.00</b>	<b>65,592.00</b>
<b>Total Assets (A+B)</b>		<b>187,111.30</b>	<b>156,182.40</b>	<b>172,834.80</b>	<b>147,277.30</b>	<b>133,128.60</b>

(All amounts in ₹ Million, except as otherwise stated)

	Note No.	As at September 30, 2025	As at September 30, 2024	As at March 31, 2025	As at March 31, 2024	As at March 31, 2023
<b><u>EQUITY AND LIABILITIES</u></b>						
<b>Equity</b>						
(a) Equity Share Capital	7.1	46,570.00	46,570.00	46,570.00	46,570.00	46,570.00
(b) Other Equity	7.2	10,065.20	11,842.80	18,057.30	6,647.20	(8,531.00)
<b>Equity attributable to equity-holders of the company</b>		<b>56,635.20</b>	<b>58,412.80</b>	<b>64,627.30</b>	<b>53,217.20</b>	<b>38,039.00</b>
Non-Controlling Interests		-	-	-	-	-
<b>Total Equity (A)</b>		<b>56,635.20</b>	<b>58,412.80</b>	<b>64,627.30</b>	<b>53,217.20</b>	<b>38,039.00</b>
<b>Liabilities</b>						
<b>Non-Current Liabilities</b>						
(a) Financial Liabilities						
(i) Borrowings	8.1	-	-	-	-	-
(ii) Lease Liabilities	8.2	1,657.50	1,689.90	1,430.60	1,527.30	1,537.90
(iii) Other Financial Liabilities	8.4	3,886.00	3,924.50	3,579.30	3,241.70	2,965.10
(b) Provisions	9.1	23,875.60	21,112.20	23,247.10	20,175.10	20,893.00
(c) Deferred Tax Liabilities (Net)	11.2	-	-	-	-	-
(d) Other Non-Current Liabilities	10.1	10,425.60	8,800.90	8,059.40	8,826.30	1,498.20
<b>Total Non-Current Liabilities (B)</b>		<b>39,844.70</b>	<b>35,527.50</b>	<b>36,316.40</b>	<b>33,770.40</b>	<b>26,894.20</b>
<b>Current Liabilities</b>						
(a) Financial Liabilities						
(i) Borrowings	8.1	15,591.30	-	-	-	-
(ii) Lease Liabilities	8.2	826.20	904.50	901.10	775.00	588.50
(iii) Trade payables						
Micro, Small & Medium enterprises	8.3	57.50	33.70	236.30	87.10	135.70
Other than Micro, Small & Medium enterprises		28,592.90	11,763.60	21,496.40	12,248.20	8,993.40
(iv) Other Financial Liabilities	8.4	23,163.40	20,631.50	23,392.80	19,460.00	14,484.10
(b) Other Current Liabilities	10.2	14,156.00	15,074.60	15,340.80	15,872.90	19,686.30
(c) Provisions	9.1	8,244.10	13,809.70	10,523.70	11,846.50	24,307.40
(d) Current Tax Liabilities (Net)	11.1	-	24.50	-	-	-
<b>Total Current Liabilities (C)</b>		<b>90,631.40</b>	<b>62,242.10</b>	<b>71,891.10</b>	<b>60,289.70</b>	<b>68,195.40</b>
<b>Total Equity and Liabilities (A+B+C)</b>		<b>187,111.30</b>	<b>156,182.40</b>	<b>172,834.80</b>	<b>147,277.30</b>	<b>133,128.60</b>

The Accompanying Note no. 1 to 16 form an integral part of the Restated Financial Information.

As per our report of even date

On behalf of the Board

**For Nag & Associates**

Chartered Accountants

FRN - 312063E

**(CA Indranath Nag)**

Partner

Mem. No - 050531

**Date: December 08, 2025****Place: Dhanbad****(Manoj Kumar Agarwal)**

Chairman cum Managing

Director, CEO &amp;

Director (Finance)

DIN- 10947182

**(M S Raju)**

G.M. (Finance) &amp; CFO

**(Murlikrishna Ramaiah)**

Director (HR)

DIN- 10061115

**(B.K. Parui)**Company Secretary &  
Compliance Officer

**BHARAT COKING COAL LIMITED**  
**CIN - U10101JH1972GOI000918**  
**Restated Statement of Profit and Loss**

(All amounts in ₹ Million, except as otherwise stated)

	Note No.	For The Six Months Ended September 30, 2025	For The Six Months Ended September 30, 2024	For The Year Ended March 31, 2025	For The Year Ended March 31, 2024	For The Year Ended March 31, 2023
<b><u>Revenue from Operations (Net of Levies)</u></b>						
A Sales	12.1	52,602.90	63,686.80	130,832.60	131,611.00	123,491.40
B Other Operating Revenue	12.1	3,987.30	4,775.10	7,192.90	10,847.60	2,749.20
<b>(I) Revenue from Operations (Net of Levies) (A+B)</b>		<b>56,590.20</b>	<b>68,461.90</b>	<b>138,025.50</b>	<b>142,458.60</b>	<b>126,240.60</b>
(II) Other Income	12.2	6,524.90	2,445.10	5,990.80	4,066.70	3,945.10
<b>(III) Total Income (I+II)</b>		<b>63,115.10</b>	<b>70,907.00</b>	<b>144,016.30</b>	<b>146,525.30</b>	<b>130,185.70</b>
<b><u>(IV) Expenses:</u></b>						
Cost of Materials Consumed	13.1	2,727.30	3,073.60	6,409.20	7,421.70	9,891.60
Changes in inventories of finished goods, stock in trade and work in progress	13.2	1,036.90	(1,235.00)	(5,625.80)	(3,321.30)	(137.20)
Employee Benefits Expense	13.3	30,375.20	33,363.40	65,423.74	69,506.70	71,479.30
Finance Costs	13.4	600.50	321.90	724.90	618.30	556.90
Depreciation/Amortization/ Impairment	13.5	2,005.40	2,172.40	5,806.80	3,403.90	3,054.30
Stripping Activity Adjustment	13.6	(5,854.60)	(5,023.30)	(7,723.00)	(1,851.70)	-
Contractual Expense	13.7	20,588.30	18,323.20	43,115.10	31,686.40	23,913.50
Other Expenses	13.8	9,642.70	8,670.40	18,856.46	18,144.60	16,125.40
<b>Total Expenses (IV)</b>		<b>61,121.70</b>	<b>59,666.60</b>	<b>126,987.40</b>	<b>125,608.60</b>	<b>124,883.80</b>
<b>(V) Profit before Tax (III-IV)</b>		<b>1,993.40</b>	<b>11,240.40</b>	<b>17,028.90</b>	<b>20,916.70</b>	<b>5,301.90</b>
<b><u>Tax Expense</u></b>						
(VI) Current Tax	14.1	433.80	1,899.20	2,900.30	1,803.30	13.10
(VII) Deferred Tax		320.80	1,854.20	1,726.70	3,468.80	(1,359.00)
<b>(VIII) Total Tax Expenses (VI + VII)</b>		<b>754.60</b>	<b>3,753.40</b>	<b>4,627.00</b>	<b>5,272.10</b>	<b>(1,345.90)</b>
<b>(IX) Profit for the period/year (V-VIII)</b>		<b>1,238.80</b>	<b>7,487.00</b>	<b>12,401.90</b>	<b>15,644.60</b>	<b>6,647.80</b>
<b><u>(X) Other Comprehensive Income</u></b>						
A (i) Items that will not be reclassified to profit or loss		(1,053.90)	(2,468.30)	(731.70)	(623.30)	(1,799.40)
Less:(ii) Income tax relating to items that will not be reclassified to profit or loss	15.1	(265.20)	(621.20)	(184.20)	(156.90)	(452.90)
B (i) Items that will be reclassified to profit or loss		-	-	-	-	-
Less:(ii) Income tax relating to items that will be reclassified to profit or loss		-	-	-	-	-
<b>Total Other Comprehensive Income</b>		<b>(788.70)</b>	<b>(1,847.10)</b>	<b>(547.50)</b>	<b>(466.40)</b>	<b>(1,346.50)</b>
<b>Total Comprehensive Income for the period (IX + X)</b>		<b>450.10</b>	<b>5,639.90</b>	<b>11,854.40</b>	<b>15,178.20</b>	<b>5,301.30</b>
<b>(XI) (Comprising Profit (Loss) and Other Comprehensive Income for the period)</b>		<b>450.10</b>	<b>5,639.90</b>	<b>11,854.40</b>	<b>15,178.20</b>	<b>5,301.30</b>



(All amounts in ₹ Million, except as otherwise stated)

Note No.	For The Six Months Ended September 30, 2025	For The Six Months Ended September 30, 2024	For The Year Ended March 31, 2025	For The Year Ended March 31, 2024	For The Year Ended March 31, 2023
<b>Profit attributable to:</b>					
Owners of the company	1,238.80	7,487.00	12,401.90	15,644.60	6,647.80
Non-controlling interest	-	-	-	-	-
	<b>1,238.80</b>	<b>7,487.00</b>	<b>12,401.90</b>	<b>15,644.60</b>	<b>6,647.80</b>
<b>Other Comprehensive Income attributable to:</b>					
Owners of the company	(788.70)	(1,847.10)	(547.50)	(466.40)	(1,346.50)
Non-controlling interest	-	-	-	-	-
	<b>(788.70)</b>	<b>(1,847.10)</b>	<b>(547.50)</b>	<b>(466.40)</b>	<b>(1,346.50)</b>
<b>Total Comprehensive Income attributable to:</b>					
Owners of the company	450.10	5,639.90	11,854.40	15,178.20	5,301.30
Non-controlling interest	-	-	-	-	-
	<b>450.10</b>	<b>5,639.90</b>	<b>11,854.40</b>	<b>15,178.20</b>	<b>5,301.30</b>
<b>Earnings per equity share (Face value ₹ 10 each*):</b>					
Basic	0.27	1.61	2.66	3.36	1.43
Diluted	0.27	1.61	2.66	3.36	1.43

\*Refer note 16 (6)(b) for calculation of EPS

The Accompanying Note No. 1 to 16 form an integral part of the Restated Financial Information.

As per our report of even date

On behalf of the Board

**For Nag & Associates**

Chartered Accountants

FRN - 312063E

**(Manoj Kumar Agarwal)**

Chairman cum Managing

Director, CEO &

Director (Finance)

**(Murlikrishna Ramaiah)**

Director (HR)

DIN- 10061115

**(CA Indranath Nag)**

Partner

Mem. No - 050531

**Date: December 08, 2025**

**(M S Raju)**

G.M. (Finance) & CFO

**(B.K. Parui)**

Company Secretary &  
Compliance Officer

**Place: Dhanbad**

**BHARAT COKING COAL LIMITED**  
**CIN - U10101JH1972GOI000918**  
**Restated Statement of Cash Flows**

(All amounts in ₹ Million, except as otherwise stated)

Details	For The Six Months Ended September 30, 2025	For The Six Months Ended September 30, 2024	For The Year Ended March 31, 2025	For The Year Ended March 31, 2024	For The Year Ended March 31, 2023
<b>1. CASH FLOWS FROM OPERATING ACTIVITIES :</b>					
Profit/(+)Loss(-) before tax:	1,993.40	11,240.40	17,028.90	20,916.70	5,301.90
<b>Adjustments for :</b>					
(i) Depreciation, amortisation and impairment expenses	2,005.40	2,172.40	5,806.80	3,403.90	3,054.30
(ii) Interest and other income from investment	(701.90)	(822.50)	(1,539.30)	(1,297.80)	(668.00)
(iii) Finance Costs	600.50	321.90	724.90	618.30	556.90
(iv) (Profit)/Loss on sale of Property Plant & Equipment	(102.20)	(7.40)	6.40	(13.80)	(5.80)
(v) Liability and provision written back	(3,303.60)	(1,167.20)	(1,553.50)	(603.30)	(2,181.40)
(vi) Allowances and Provisions	16.00	72.80	48.00	22.30	21.00
(vii) Write off	-	1.50	-	-	-
(viii) Reversal of Stripping Activity Provision	-	(279.20)	1,959.00	(2,005.20)	6,726.70
(ix) Stripping Activity Adjustment	(5,854.60)	(5,023.30)	(7,723.00)	(1,851.70)	-
<b>Cash flows from operating activities before changes in following assets and liabilities</b>	<b>(5,347.00)</b>	<b>6,509.40</b>	<b>14,758.20</b>	<b>19,189.40</b>	<b>12,805.60</b>
(i) Trade Receivables	(3,547.60)	(882.70)	(5,145.10)	(821.00)	(2,141.40)
(ii) Inventories	1,034.30	(1,303.00)	(5,778.90)	(3,519.90)	(397.80)
(iii) Loans and Advances and other financial assets	(1,501.60)	(1,335.80)	(2,234.30)	(127.20)	(162.00)
(iv) Other current and non current Assets	(1,826.00)	448.90	(3,141.80)	(3,222.90)	(2,892.10)
(v) Trade Payables	6,917.70	(538.00)	9,397.40	3,206.20	1,126.50
(vi) Other Financial Liabilities	376.00	6,238.50	4,988.70	2,092.20	373.00
(vii) Other current and non current liabilities	3,518.50	(3,647.00)	199.80	7,711.20	(2,081.90)
(viii) Provisions	(2,973.00)	5,504.00	(1,474.60)	(10,370.50)	10,542.30
<b>Cash Generated from Operation</b>	<b>(3,348.70)</b>	<b>10,994.30</b>	<b>11,569.40</b>	<b>14,137.50</b>	<b>17,172.20</b>
Income Tax (Paid)	(0.60)	(846.20)	(3,604.50)	(1,146.10)	(184.40)
<b>Net Cash Flow generated from Operating Activities (A)</b>	<b>(3,349.30)</b>	<b>10,148.10</b>	<b>7,964.90</b>	<b>12,991.40</b>	<b>16,987.80</b>
<b>2.CASH FLOW FROM INVESTING ACTIVITIES :</b>					
(i) Payments for Property, Plant and Equipments and Intangible assets	(3,021.50)	(9,799.50)	(7,701.80)	(11,928.30)	(10,122.90)
(ii) Proceeds from Sale of Property, Plant and Equipment	131.70	31.60	52.00	59.00	51.00
(iii) Payments for Exploration and Evaluation Asset	(0.90)	(19.60)	(645.30)	(81.70)	(9.10)
(iv) Realisation of deposits/(Deposits) with Banks	1,607.20	(1,427.90)	(3,623.90)	(2,290.90)	(6,740.30)
(v) Proceeds from/(Investment) in Mutual Fund, Shares etc	4.50	2,685.10	2,714.00	(1,740.10)	(720.00)
(vi) Interest received on Investment	-	649.00	1,381.90	1,137.80	483.00
(vii) Income from Mutual Fund	627.40	-	-	-	-
<b>Net Cash used in Investing Activities (B)</b>	<b>(651.60)</b>	<b>(7,881.30)</b>	<b>(7,823.10)</b>	<b>(14,844.20)</b>	<b>(17,058.30)</b>
<b>3.CASH FLOW FROM FINANCING ACTIVITIES :</b>					
(i) Proceeds from /(Repayment of) non current borrowings	-	-	-	-	-
(ii) Proceeds from /(Repayment of) current borrowings	12,781.50	-	-	-	-
(iii) Repayment of Lease Liabilities (including Interest)	(282.10)	(446.80)	(874.30)	(724.70)	(429.70)
(iv) Interest paid	(252.80)	-	(6.00)	(13.70)	-
(v) Dividend paid on Equity shares	(8,442.20)	(444.30)	(444.30)	-	-
<b>Net Cash used in Financing Activities (C)</b>	<b>3,804.40</b>	<b>(891.10)</b>	<b>(1,324.60)</b>	<b>(738.40)</b>	<b>(429.70)</b>
<b>( I ) Net Increase/(Decrease) in Cash &amp; Cash equivalents (A+B+C)</b>	<b>(196.50)</b>	<b>1,375.70</b>	<b>(1,182.80)</b>	<b>(2,591.20)</b>	<b>(500.20)</b>
<b>( II ) Cash &amp; Cash equivalents at the beginning of the period :</b>					
a. Opening Cash & Cash Equivalent	1,675.40	2,858.20	2,858.20	5,449.40	5,949.60
<b>( III ) Cash &amp; Cash equivalents at the end of the period :</b>					
b. Closing Cash & Cash Equivalent	1,478.90	4,233.90	1,675.40	2,858.20	5,449.40
<b>Reconciliation of Cash &amp; Cash equivalents (Note-4.4)</b>					
<b>Cash &amp; Cash equivalents (Net of Bank Overdraft)</b>	<b>1,478.90</b>	<b>4,233.90</b>	<b>1,675.40</b>	<b>2,858.20</b>	<b>5,449.40</b>
<b>Components of Cash and Cash Equivalents</b>					
(a) Balances with Banks					
- in Deposit Accounts	2,643.30	127.30	189.70	2,261.90	630.00
- in Current Accounts	1,644.60	4,105.90	1,485.30	596.00	613.40
(b) Bank Balances outside India	-	-	-	-	-
(c) ICDs with Primary Dealers	-	-	-	-	4,200.00
(d) Cheques, Drafts and Stamps in hand	-	-	-	-	0.80
(e) Cash in hand	-	-	-	-	-
(f) Cash on hand outside India	-	-	-	-	-
(f) Bank Overdraft	(2,809.80)	-	-	-	-
(g) Others <sup>9</sup> procurement account/GstM account/Inquest balances	0.80	0.70	0.40	0.30	5.20
<b>Total (Refer note 4.4 and note 8.1 for components of Cash and Cash Equivalents)</b>	<b>1,478.90</b>	<b>4,233.90</b>	<b>1,675.40</b>	<b>2,858.20</b>	<b>5,449.40</b>

**1. Reconciliation between the opening and closing balances in the balance sheet for liabilities arising from financing activities:**

For The Six Months Ended September 30, 2025	(All amounts in ₹ Million, except as otherwise stated)				
Particulars	Non-current Borrowings*	Non-current Borrowings*	Non-current Borrowings*	Finance Lease Liabilities	Current borrowings
Opening balance as at April 01, 2025				2,331.70	
Cash flows during the year				(282.10)	
<b>Non-cash changes due to:</b>					
Acquisitions and unwinding finance cost under finance lease				434.10	
Interest on borrowings					
Variation in exchange rates					
Transaction costs on borrowings					
<b>Closing balance as at September 30, 2025</b>	<b>-</b>	<b>-</b>	<b>-</b>	<b>2,483.70</b>	<b>-</b>

**For The Six Months Ended September 30, 2024**

Particulars	Non-current Borrowings*	Non-current Borrowings*	Non-current Borrowings*	Finance Lease Liabilities	Current borrowings
Opening balance as at April 01, 2024				2,302.30	
Cash flows during the year				(446.80)	
<b>Non-cash changes due to:</b>					
Acquisitions and unwinding finance cost under finance lease				738.90	
Interest on borrowings					
Variation in exchange rates					
Transaction costs on borrowings					
<b>Closing balance as at September 30, 2024</b>	-	-	-	<b>2,594.40</b>	-

**For The Year Ended March 31, 2025**

Particulars	Non-current Borrowings*	Non-current Borrowings*	Non-current Borrowings*	Finance Lease Liabilities	Current borrowings
Opening balance as at April 01, 2024				2,302.30	
Cash flows during the year				(874.30)	
<b>Non-cash changes due to:</b>					
Acquisitions and unwinding finance cost under finance lease				903.70	
Interest on borrowings					
Variation in exchange rates					
Transaction costs on borrowings					
<b>Closing balance as at March 31, 2025</b>	-	-	-	<b>2,331.70</b>	-

**For The Year Ended March 31, 2024**

Particulars	Non-current Borrowings*	Non-current Borrowings*	Non-current Borrowings*	Finance Lease Liabilities	Current borrowings
Opening balance as at April 01, 2023				2,126.40	
Cash flows during the year				(724.70)	
<b>Non-cash changes due to:</b>					
Acquisitions and unwinding finance cost under finance lease				900.60	
Interest on borrowings					
Variation in exchange rates					
Transaction costs on borrowings					
<b>Closing balance as at March 31, 2024</b>	-	-	-	<b>2,302.30</b>	-

**For the year ended 31 March 2023**

Particulars	Non-current Borrowings*	Non-current Borrowings*	Non-current Borrowings*	Finance Lease Liabilities	Current borrowings
Opening balance as at April 01, 2022				2002.80	
Cash flows during the year				(429.70)	
<b>Non-cash changes due to:</b>					
Acquisitions and unwinding finance cost under finance lease				553.30	
Interest on borrowings					
Variation in exchange rates					
Transaction costs on borrowings					
<b>Closing balance as at March 31, 2023</b>	-	-	-	<b>2,126.40</b>	-

\* Includes current maturities of non-current borrowings and interest accrued thereon, refer Note 8.1

2. The above restated statement of cash flow is prepared in accordance with the Indirect Method prescribed in Ind AS 7 - 'Statement of Cash flows.'

3. The Company has spent ₹36.20 Millions (Refer note no. 13.8) on account of Corporate Social Responsibility (CSR) expenditure during the six months ended September 30, 2025, ₹56.40 Millions during the six months ended September 30, 2024, ₹286.70 Millions in FY 2024-25, ₹ 100.90 Millions in 2023-24; ₹ 133.60 Millions in 2022-23).

The Accompanying Note No. 1 to 16 form an integral part of the Restated Financial Information.

As per our report of even date

**For Nag & Associates**

Chartered Accountants

FRN - 312063E

**(CA Indranath Nag)**

Partner

Mem. No - 050531

**Date: December 08, 2025**

**Place: Dhanbad**

On behalf of the Board

**(Manoj Kumar Agarwal)**

Chairman cum Managing

Director, CEO &

Director (Finance)

**(Murlikrishna Ramaiah)**

Director (HR)

DIN- 10061115

**(M S Raju)**

G.M. (Finance) & CFO

**(B.K. Parui)**

Company Secretary &  
Compliance Officer

**BHARAT COKING COAL LIMITED**  
**CIN - U10101JH1972GOI000918**  
**Restated Statement of Changes in Equity**

**A. EQUITY SHARE CAPITAL**

(All amounts in ₹ Million, except as otherwise stated)

Particulars	No. of Shares	Amount
<b>Balance as at April 01, 2022</b>	<b>46,570,000</b>	<b>46,570.00</b>
Changes in Equity Share Capital during the Year	0	0.00
<b>Balance as at March 31, 2023</b>	<b>46,570,000</b>	<b>46,570.00</b>
Changes in Equity Share Capital during the Year	0	0.00
<b>Balance as at March 31, 2024</b>	<b>46,570,000</b>	<b>46,570.00</b>
Changes in Equity Share Capital during the Year	0	0.00
<b>Balance as at March 31, 2025</b>	<b>46,570,000</b>	<b>46,570.00</b>

**For the Interim Period Reported**

Particulars	No. of Shares	Amount
<b>Balance as at April 01, 2024</b>	<b>46,570,000</b>	<b>46,570.00</b>
Changes in Equity Share Capital during the Period	0	0.00
<b>Balance as at September 30, 2024</b>	<b>46,570,000</b>	<b>46,570.00</b>

Particulars	No. of Shares	Amount
<b>Balance as at April 01, 2025</b>	<b>46,570,000</b>	<b>46,570.00</b>
Changes in Equity Share Capital during the Period*	4,610,430,000	0.00
<b>Balance as at September 30, 2025</b>	<b>4,657,000,000</b>	<b>46,570.00</b>

\* Refer footnote 7.1.5 regarding splitting of shares.

**B. OTHER EQUITY**

Particulars	Reserves & Surplus					Total
	Capital Redemption reserve	Capital Reserve	General Reserve	Retained Earnings	OCI - Re-measurement of Defined Benefits Plans (net of Tax)	
<b>Balance as at April 01, 2024</b>	-	-	1,409.90	5,574.80	(337.50)	<b>6,647.20</b>
Changes in accounting policy or prior period errors						-
<b>Restated Balance as at April 01, 2024</b>	-	-	<b>1,409.90</b>	<b>5,574.80</b>	<b>(337.50)</b>	<b>6,647.20</b>
Total Comprehensive Income				12,401.90	(547.50)	<b>11,854.40</b>
Transfers and Other Adjustments			782.20	(782.20)		-
Interim Dividend						-
Final Dividend				(444.30)		(444.30)
Corporate Dividend tax						-
Buy Back of Shares						-
Tax on Buy back						-
Issue of Bonus Shares						-
<b>Balance as at March 31, 2025</b>	-	-	<b>2,192.10</b>	<b>16,750.20</b>	<b>(885.00)</b>	<b>18,057.30</b>

Particulars	Reserves & Surplus					Total
	Capital Redemption reserve	Capital Reserve	General Reserve	Retained Earnings	OCI - Re-measurement of Defined Benefits Plans (net of Tax)	
<b>Balance as at April 01, 2023</b>	-	-	1,409.90	(10,069.80)	128.90	<b>(8,531.00)</b>
Changes in accounting policy or prior period errors						-
<b>Restated Balance as at April 01, 2023</b>	-	-	<b>1,409.90</b>	<b>(10,069.80)</b>	<b>128.90</b>	<b>(8,531.00)</b>
Total Comprehensive Income				15,644.60	(466.40)	<b>15,178.20</b>
Transfers and Other Adjustments						-
Interim Dividend						-
Final Dividend						-
Corporate Dividend tax						-
Buy Back of Shares						-
Tax on Buy back						-
Issue of Bonus Shares						-
<b>Balance as at March 31, 2024</b>	-	-	<b>1,409.90</b>	<b>5,574.80</b>	<b>(337.50)</b>	<b>6,647.20</b>

Particulars	Reserves & Surplus					Total
	Capital Redemption reserve	Capital Reserve	General Reserve	Retained Earnings	OCI - Re-measurement of Defined Benefits Plans (net of Tax)	
<b>Balance as at April 01, 2022</b>	-	-	1,409.90	(16,717.60)	1,475.40	<b>(13,832.30)</b>
Total Comprehensive Income				6,647.80	(1,346.50)	<b>5,301.30</b>
Transfers and Other Adjustments						-
Interim Dividend						-
Final Dividend						-
Corporate Dividend tax						-
Buy Back of Shares						
Tax on Buy back						-
Issue of Bonus Shares						-
<b>Balance as at March 31, 2023</b>	-	-	<b>1,409.90</b>	<b>(10,069.80)</b>	<b>128.90</b>	<b>(8,531.00)</b>

**For the Interim Period Reported**

Particulars	Reserves & Surplus					Total
	Capital Redemption reserve	Capital Reserve	General Reserve	Retained Earnings	OCI - Re-measurement of Defined Benefits Plans (net of Tax)	
<b>Balance as at April 01, 2024</b>	-	-	1,409.90	5,574.80	(337.50)	<b>6,647.20</b>
Total Comprehensive Income				7,487.00	(1,847.10)	<b>5,639.90</b>
Transfers and Other Adjustments			782.20	(782.20)		-
Interim Dividend						-
Final Dividend				(444.30)		<b>444.30</b>
Corporate Dividend tax						-
Buy Back of Shares						
Tax on Buy back						-
Issue of Bonus Shares						-
<b>Balance as at September 30, 2024</b>	-	-	<b>2,192.10</b>	<b>11,835.30</b>	<b>(2,184.60)</b>	<b>11,842.80</b>

Particulars	Reserves & Surplus					Total
	Capital Redemption reserve	Capital Reserve	General Reserve	Retained Earnings	OCI - Re-measurement of Defined Benefits Plans (net of Tax)	
<b>Balance as at April 01, 2025</b>	-	-	2,192.10	16,750.20	(885.00)	<b>18,057.30</b>
Total Comprehensive Income				1,238.80	(788.70)	<b>450.10</b>
Transfers and Other Adjustments			620.00	(620.00)		-
Interim Dividend						-
Final Dividend				(8,442.20)		<b>8,442.20</b>
Corporate Dividend tax						-
Buy Back of Shares						
Tax on Buy back						-
Issue of Bonus Shares						-
<b>Balance as at September 30, 2025</b>	-	-	<b>2,812.10</b>	<b>8,926.80</b>	<b>(1,673.70)</b>	<b>10,065.20</b>

Refer Note 7.2 for dividend and the nature and purpose of Reserves and Surplus.

The Accompanying Note No. 1 to 16 form an integral part of the Restated Financial Information.

As per our report of even date

**For Nag & Associates**

Chartered Accountants

FRN - 312063E

(CA Indranath Nag)

Partner

Mem. No - 050531

**Date: December 08, 2025**

**Place: Dhanbad**

On behalf of the Board

(Manoj Kumar Agarwal)

Chairman cum Managing

Director, CEO &

Director (Finance)

(Murlikrishna Ramaiah)

Director (HR)

DIN- 10061115

(M S Raju)

G.M. (Finance) & CFO

(B.K. Parui)

Company Secretary & Compliance Officer

**NOTE 1**

**(A) Corporate Information :**

Bharat Coking Coal Limited, a Miniratna Public Sector Undertaking, is a 100% Subsidiary of Coal India Limited (A Government of India Undertaking) having its Registered Office at Koyla Bhawan, Koyla Nagar, Dhanbad-826005. Bharat Coking Coal Limited, hereinafter to be referred as 'Company', was incorporated in January, 1972 to operate coking coal mines in the Jharia and Raniganj Coalfields, taken over by the Govt. of India on October 16, 1971 to ensure planned development of the scarce coking coal resources in the country. Since then the Company is engaged in mining of coal and allied activities largely in the state of Jharkhand and marginally in the State of West Bengal. It occupies an important place in as much as it produces bulk of the coking coal mined in the country.

The restated financial information for the six months ended September 30, 2025, 2024 and for the years ended March 31, 2025, 2024 and 2023, were approved for issue by the Board of Directors of the company on December 08, 2025.

**(B) Statement of Compliance and Recent Accounting Pronouncement :**

**i) Statement of Compliance -**

These restated financial information have been prepared in accordance with the Indian Accounting Standards (hereinafter referred to as the "Ind AS") as notified under the Companies (Indian Accounting Standards) Rules, 2015 (as amended) read with Section 133 of the Companies Act, 2013 ("the Act"). The Ind ASs issued, notified and made effective till the financial information are authorised and have been considered for the purpose of preparation of these restated financial information.

The accounting policies are applied consistently except where a newly issued accounting standard is initially adopted or a revision to an existing accounting standard requires a change in the accounting policy hitherto in use.

## **ii) Application of new and revised standards -**

Ministry of Corporate Affairs (MCA) notifies new standards or amendments to the existing standards under Companies (Indian Accounting Standards) Rules, from time to time. MCA has notified on May 07, 2025 amendments to the Ind AS 21 'The Effects of Changes in Foreign Exchange Rates'. Further on August 13, 2025 notified amendments with consequential impacts to the Ind AS 1,7,10, 12, 28,32,101,107,108,109,115 and 116. Revision in the standards do not have any material impact on the profit and loss and earning per share for the period.

**BHARAT COKING COAL LIMITED**  
**CIN - U10101JH1972GOI000918**  
**Notes to Restated Financial Information**

**NOTE 2: MATERIAL ACCOUNTING POLICIES**

**2.1 Statement of Compliance and Basis of Preparation**

The Restated Financial Statements comprise of Restated Statement of Assets and Liabilities as at September 30, 2025 & 2024, March 31, 2025, 2024 and 2023, the Restated Statement of Profit and Loss (including Other Comprehensive Income/Loss), Restated Statement of Changes in Equity and the Restated Statement of Cash Flows for the six months ended September 30, 2025, 2024 and for the years ended March 31, 2025, 2024 and 2023 and the material accounting policies and explanatory notes ('hereinafter referred to as Restated Financial Information');

The Restated Financial Information have been prepared in accordance with Indian Accounting Standards (Ind AS) notified under the Companies (Indian Accounting Standards) Rules, 2015 (as amended from time to time) and presentation requirements of Division II of Schedule III to the Companies Act, 2013, (Ind AS compliant Schedule III), as applicable to the Restated Financial Information.

The Restated Financial Information have been prepared by the management for the purpose of inclusion in the Updated Draft Red Herring Prospectus, Red Herring Prospectus and Prospectus in connection with the proposed initial public offering of equity shares of face value of ₹ 10 each (refer footnote 7.1.5 regarding splitting of shares) of the Company (the "Offer"), in terms of the requirements of:

- (a) Section 26 of Part I of Chapter III of the Companies Act, 2013 (the "Act");
- (b) The Securities and Exchange Board of India (Issue of Capital and Disclosure Requirements) Regulations, 2018, issued by the Securities and Exchange Board of India ('SEBI') as amended, from time to time in pursuance of the Securities and Exchange Board of India Act, 1992;
- (c) The Guidance Note on Reports in Company Prospectuses (Revised 2019) issued by the Institute of Chartered Accountants of India (ICAI) as amended (the "Guidance Note").

The Restated Financial Information have been compiled from Audited financial statements of the Company as at and for the six months ended September 30, 2025, 2024 and for the years ended March 31, 2025, 2024 and 2023 prepared in accordance with Indian Accounting Standards (Ind-AS) notified under the Companies (Indian Accounting Standards) Rules, 2015 (as amended from time to time) and other accounting principles generally accepted in India, along with the presentation requirements of Division II of Schedule III to the Companies Act, 2013, (Ind-AS compliant Schedule III), as applicable which were approved by the Board of Directors at their meeting held on October 18, 2025, October 19, 2024, April 23, 2025, April 24, 2024 and April 24, 2023 respectively.

The Restated Financial Information have been prepared after incorporating adjustments for the changes in accounting policies, material errors and regrouping/reclassifications retrospectively for six months ended September 30, 2025, 2024 and the financial years ended March 31, 2024 and March 31, 2023 to reflect the same accounting treatment as per the accounting policy and grouping/classifications followed as at and for the year ended on March 31, 2025.

The Restated Financial Information have been prepared on a going concern basis, on accrual basis of accounting under the historical cost convention except certain financial instruments that are measured in terms of relevant Ind AS at amortized costs or fair value at the end of each reporting period.

Historical cost convention is generally based on the fair value of the consideration given in exchange for goods and services.

The functional currency of the Company is determined as the currency of the primary economic environment in which it operates. The Restated Financial Information are presented in Indian Rupees (₹) and all values are rounded off to the 'rupees in millions' up to two decimal points.

**2.2 Current and Non-Current Classification**



The Company presents assets and liabilities in the Restated Statement of Assets and Liabilities based on current/ non-current classification. An asset is treated as current by the Company when:

- (a) it expects to realise the asset, or intends to sell or consume it, in its normal operating cycle;
- (b) it holds the asset primarily for the purpose of trading;
- (c) it expects to realise the asset within twelve months after the reporting period; or
- (d) the asset is cash or a cash equivalent (as defined in Ind AS 7) unless the asset is restricted from being exchanged or used to settle a liability for at least twelve months after the reporting period.

All other assets are classified as non-current.

A liability is treated as current by the Company when:

- (a) it expects to settle the liability in its normal operating cycle;
- (b) it holds the liability primarily for the purpose of trading;
- (c) the liability is due to be settled within twelve months after the reporting period; or
- (d) it does not have an unconditional right to defer settlement of the liability for at least twelve months after the reporting period. Terms of a liability that could, at the option of the counterparty, result in its settlement by the issue of equity instruments do not affect its classification.

All other liabilities are classified as non-current.

Having regard to the nature of the business being carried out by the Company, the Company has ascertained its operating cycle as twelve months for the purpose of current and non-current classification of assets and liabilities.

## **2.3 Revenue Recognition**

### **Revenue from contracts with customers**

Revenue is principally derived from the sale of coal, related ancillary services, and products. Revenue from sales of products is recognized when control of the products has transferred, being when the products are delivered to the customer. Delivery occurs when the products have been shipped or delivered to the specific location as the case may be, and the risks of loss have been transferred in accordance with the sales contract. The amount of revenue recognized reflects the consideration to which the Company is or expects to be entitled in exchange for those goods or services. Accumulated experience is used to estimate and provide for the variable consideration as per the sales contract, using the most likely method, and revenue is only recognized to the extent that it is highly probable that a significant reversal will not occur. The amount of consideration does not contain a significant financing component as payment terms are less than one year as per the sales contracts.

The Company has a number of long-term contracts to supply products to customers in future periods. Generally, revenue is recognized on an invoice basis, as each unit sold is a separate performance obligation, and therefore the right to consideration from a customer corresponds directly with our performance completed to date.

**Interest** - Interest income from a financial asset is recognized when it is probable that the economic benefits will flow to the company and the amount of income can be measured reliably. Interest income is accrued on a time basis, by reference to the principal outstanding and at the effective interest rate applicable, which is the rate that exactly discounts the estimated future cash receipts through the expected life of the financial asset to that asset's net carrying amount on initial recognition.

**Dividends** - Dividend is recognised when the company's right to receive the payment is established, which is generally when shareholders approve the dividend.

**Other Claims** - Revenue in respect of Other claims (including interest on delayed realization from customers) are recognized only when there is reasonable certainty as to the ultimate collection and the amount can be measured reliably.

## **2.4 Grants from Government**

Government Grants are not recognised until there is reasonable assurance that the Company will comply with the conditions attached to them and that there is reasonable certainty that grants will be received.

Government grants are recognised in Restated Statement of Profit and Loss on a systematic basis over the periods in which the Company recognises the related expenses or costs for which the grants are intended to compensate.

Government Grants related to assets are presented in the Restated Statement of Assets and Liabilities by setting up the grant as deferred income and are recognised in Restated Statement of Profit and Loss on systematic basis over the useful life of the asset. Grants related to income (i.e. grant related to other than assets) are presented as part of Restated Statement of Profit and Loss under the head 'Other Income'.

A government grant/assistance that becomes receivable as compensation for expenses or losses already incurred or for the purpose of giving immediate financial support to the Company with no future related costs, is recognised in profit or loss of the period in which it becomes receivable.

The Government grants or grants in the nature of promoter's contribution is recognised directly in "Capital Reserve" which forms part of the "Shareholders fund".

## **2.5 Leases (Ind AS 116)**

A contract is, or contains, a lease if the contract conveys the right to control the use of an identified asset for a period of time in exchange for consideration.

### **2.5.1 Company as a lessee**

The Company assesses whether a contract contains a lease, at inception of a contract. A contract is, or contains, a lease if the contract conveys the right to control the use of an identified asset for a period of time in exchange for consideration. To assess whether a contract conveys the right to control the use of an identified asset, the Company assesses whether: (i) the contract involves the use of an identified asset (ii) the Company has substantially all of the economic benefits from use of the asset through the period of the lease and (iii) the Company has the right to direct the use of the asset.

At the commencement date, a lessee shall recognise a right-of-use asset at cost and a lease liability at the present value of the lease payments that are not paid at that date for all leases unless the lease term is 12 months or less or the underlying asset is of low value.

Subsequently, right-of-use asset is measured using cost model whereas, the lease liability is measured by increasing the carrying amount to reflect interest on the lease liability, reducing the carrying amount to reflect the lease payments made and re-measuring the carrying amount to reflect any reassessment or lease modifications.

The lease liability is initially measured at amortized cost at the present value of the future lease payments. The lease payments are discounted using the interest rate implicit in the lease or, if not readily determinable, using the incremental borrowing rates of these leases. Lease liabilities are premeasured with a corresponding adjustment to the related right of use asset if the Company changes its assessment of whether it will exercise an extension or a termination option. Lease liability and ROU asset are separately presented in the Restated Statement of Assets and Liabilities and lease payments are classified as financing cash flows. Lease liability obligations is presented separately under the head "Financial Liabilities".

Finance charges are recognised in finance costs in the Restated Statement of Profit and Loss, unless the costs are included in the carrying amount of another asset applying other applicable standards.

Right-of-use asset is depreciated over the useful life of the asset, if the lease transfers ownership of the asset to the lessee by the end of the lease term or if the cost of the right-to-use asset reflects that the lessee will exercise a purchase option. Otherwise, the lessee shall depreciate the right-to-use asset from the commencement date to the earlier of the end of the useful life of the right-of-use asset or the end of the lease term.

### **2.5.2 Company as a lessor**

Assets are given on lease either as finance lease or operating lease.

**Finance Lease:** A lease is classified as finance lease if it transfers substantially all the risks and rewards incidental to ownership of an underlying asset. Initially, asset held under finance lease is recognised in Restated Statement of Assets and Liabilities and presented as a receivable at an amount equal to the net investment in the lease. Finance income is recognised over the lease term, based on a pattern reflecting a constant periodic rate of return on Company's net investment in the lease.

**Operating Lease:** A lease which is not classified as a finance lease is an operating lease. The Company recognises lease payments in case of assets given on operating leases as income on a straight line basis.

## 2.6 Non-Current Assets Held for Sale

The Company classifies non-current assets and (or disposal groups) as held for sale if their carrying amounts will be recovered principally through a sale rather than through continuing use. Actions required to complete the sale should indicate that it is unlikely that significant changes to the sale will be made or that the decision to sell will be withdrawn. Management must be committed to the sale expected to be completed within one year from the date of classification.

For these purposes, sale transactions include exchanges of non-current assets for other non-current assets when the exchange has commercial substance. The criteria for held for sale classification is regarded met only when the assets or disposal group is available for immediate sale in its present condition, subject only to terms that are usual and customary for sales of such assets (or disposal groups), its sale is highly probable; and it will genuinely be sold, not abandoned. The Company treats sale of the asset or disposal group to be highly probable when:

- The appropriate level of management is committed to a plan to sell the asset (or disposal group),
- An active programme to locate a buyer and complete the plan has been initiated
- The asset (or disposal group) is being actively marketed for sale at a price that is reasonable in relation to its current fair value,
- The sale is expected to qualify for recognition as a completed sale within one year from the date of classification, and
- Actions required to complete the plan indicate that it is unlikely that significant changes to the plan will be made or that the plan will be withdrawn.

Non-current asset or disposal groups classified as held for sale are measured at the lower of carrying amount and fair value less costs to sell.

## 2.7 Property, Plant and Equipment (PPE) and Depreciation

An item of PPE is recognized as an asset if it is probable that future economic benefits associated with the item will flow to the Company and the cost of the item can be measured reliably.

PPE are initially measured at cost of acquisition/construction including decommissioning or restoration cost wherever required. Cost of land includes expenditures which are directly attributable to the acquisition of the land like, rehabilitation expenses, resettlement cost and compensation in lieu of employment incurred for concerned displaced persons etc.

After recognition, an item of all other Property, plant and equipment are carried at its cost less any accumulated depreciation and any accumulated impairment losses under Cost Model. The cost of an item of property, plant and equipment comprises:

- (a) its purchase price, including import duties and non-refundable purchase taxes, after deducting trade discounts and rebates.
- (b) any costs directly attributable to bringing the asset to the location and condition necessary for it to be capable of operating in the manner intended by management.

(c) the initial estimate of the costs of dismantling and removing the item and restoring the site on which it is located, the obligation for which the Company incurs either when the item is acquired or as a consequence of having used the item during a particular period for purposes other than to produce inventories during that period.

(d) Interest on Borrowings utilized to finance the construction of qualifying assets are capitalised as part of cost of the asset until such time that the asset is ready for its intended use.

Each part of an item of property, plant and equipment with a cost that is significant in relation to the total cost of the item is depreciated separately. However, significant part(s) of an item of PPE having same useful life and depreciation method are grouped together in determining the depreciation charge.

Costs of the day to-day servicing described as 'repairs and maintenance' are recognised in the restated statement of profit and loss in the period in which the same are incurred.

Subsequent cost of replacing parts which are significant in relation to the total cost of an item of property, plant and equipment are recognised in the carrying amount of the item, if it is probable that future economic benefits associated with the item will flow to the Company; and the cost of the item can be measured reliably. The carrying amount of those parts that are replaced is derecognised in accordance with the derecognition policy mentioned below.

When major inspection is performed, its cost is recognised in the carrying amount of the item of property, plant and equipment as a replacement if it is probable that future economic benefits associated with the item will flow to the Company; and the cost of the item can be measured reliably. Any remaining carrying amount of the cost of the previous inspection (as distinct from physical parts) is derecognised.

An item of Property, plant or equipment is derecognised upon disposal or when no future economic benefits are expected from the continuing use of assets. Any gain or loss arising on such derecognition of an item of property plant and equipment is recognised in restated statement of profit and Loss.

Depreciation on property, plant and equipment, except freehold land, is provided as per cost model on straight line basis over the estimated useful lives of the asset as follows:

Other Land (incl. Leasehold Land) :	Life of the project or lease term whichever is lower
Building (incl. Roads) :	3-60 years
Telecommunication :	3-9 years
Railway Sidings :	15 years
Plant and Equipment (incl. Railway Corridor, Others) :	1-30 years
Computers and Laptops :	3 Years
Office equipment :	2-5 years
Furniture and Fixtures :	10 years
Vehicles :	8-10 years

Based on technical evaluation, the management believes that the useful lives given above best represent the period over which the management expects to use the asset. Hence the useful lives of the assets may be different from the useful lives as prescribed under Part C of Schedule II of the companies act, 2013.

The estimated useful life of the assets is reviewed at the end of each financial year.

The residual value of Property, plant and equipment is considered as 5% of the original cost of the asset except for some items of assets such as other land, site restoration asset, other mining infrastructure, surveyed off assets. Useful life has been technically estimated to be one year with nil residual value for items such as Coal tub, winding ropes, haulage ropes, stowing pipes and safety lamps etc.

Depreciation on the assets added/disposed of during the year is provided on pro-rata basis with reference to the month of addition / disposal.

Value of “Other Land” includes land acquired under Coal Bearing Area (Acquisition & Development) (CBA) Act, 1957, Land Acquisition Act, 1894, Right to Fair Compensation and Transparency in Land Acquisition, Rehabilitation and Resettlement (RFCTLAAR) Act, 2013, Long term transfer of government land etc., which are amortised on the basis of the balance life of the project; and in case of Leasehold land such amortisation is based on lease period or balance life of the project whichever is lower.

Assets that are fully depreciated and retired from active use are disclosed separately as surveyed off assets at its residual value under Property, Plant Equipment and are tested for impairment.

### **Transition to Ind AS**

The Company elected to continue with the carrying value as per the cost model (for all of its property, plant and equipment as recognised in the restated financial information as at the date of transition to Ind ASs, measured as per the previous GAAP.

## **2.8 Mine Closure, Site Restoration and Decommissioning Obligation**

The Company’s obligation for land reclamation and decommissioning of structures consists of spending at both surface and underground mines in accordance with the guidelines from the Ministry of Coal, Government of India. The Company estimates its obligation for Mine Closure, Site Restoration and Decommissioning based upon detailed calculation and technical assessment of the amount and timing of the future cash spending to perform the required work. Mine Closure expenditure is provided as per approved Mine Closure Plan. The estimates of expenses are escalated for inflation, and then discounted at a discount rate that reflects current market assessment of the time value of money and the risks, such that the amount of provision reflects the present value of the expenditures expected to be incurred to settle the obligation. The Company records a corresponding asset associated with the liability for final reclamation and mine closure. The obligation and corresponding assets are recognised in the period in which the liability is incurred. The asset representing the total site restoration cost (as estimated by Central Mine Planning and Design Institute Limited) as per the mine closure plan is recognised as a separate item in PPE and amortised over the balance project/mine life.

The value of the provision is progressively increased over time as the effect of discounting unwinds; creating an expense recognised as a financial expense.

Further, a specific escrow fund account is maintained for this purpose as per the approved mine closure plan.

The progressive mine closure expenses incurred on year to year basis forming part of the total mine closure obligation are initially recognised as receivable from the escrow account and thereafter adjusted with the obligation in the year in which the amount is withdrawn after the concurrence of the certifying agency.

## **2.9 Exploration and Evaluation Assets**

Exploration and evaluation assets comprise costs that are attributable to the search for coal and related resources, pending the determination of technical feasibility and the assessment of commercial viability of an identified resource which comprises inter alia the following:

- acquisition of rights to explore
- researching and analysing historical exploration data;
- gathering exploration data through topographical, geo-chemical and geo-physical studies;
- exploratory drilling, trenching, and sampling;
- determining and examining the volume and grade of the resource;
- surveying transportation and infrastructure requirements;
- Conducting market and finance studies.

The above includes employee remuneration, cost of materials and fuel used, payments to contractors etc.

As the intangible component represents an insignificant/indistinguishable portion of the overall expected tangible costs to be incurred and recouped from future exploitation, these costs along with other capitalised exploration costs are recorded as exploration and evaluation assets.

Exploration and evaluation costs are capitalised on a project-by-project basis pending the determination of technical feasibility and commercial viability of the project and disclosed as a separate line item under non-current assets. They are subsequently measured at cost less accumulated impairment/provision.

Once proved reserves are determined and the development of mines/projects are sanctioned, exploration and evaluation assets are transferred to “Development” under capital work in progress. However, if proved reserves are not determined, the exploration and evaluation asset is derecognised.

## **2.10 Development Expenditure**

When proved reserves are determined and the development of mines/projects are sanctioned, capitalised exploration and evaluation cost is recognised as assets under construction and disclosed as a component of capital work in progress under the head “Development”. All subsequent development expenditure is also capitalised. The development expenditure capitalised is net of proceeds from the sale of coal extracted during the development phase.

### **Commercial Operation**

The project/mines are brought to revenue; when commercial readiness of a project/mine to yield production on a sustainable basis is established either on the basis of conditions specifically stated in the project report or on the basis of the following criteria:

- (a) From the beginning of the financial year immediately after the year in which the project achieves physical output of 25% of rated capacity as per the approved project report, or
- (b) 2 years of touching coal, or
- (c) From the beginning of the financial year in which the value of production is more than total, expenses.

Whichever event occurs first;

On being brought to revenue, the assets under capital work in progress are reclassified as a component of property, plant, and equipment under the nomenclature “Other Mining Infrastructure”. Other Mining infrastructures are amortised from the year when the mine is brought under revenue in 20 years or the working life of the project whichever is less.

## **2.11 Intangible Assets and Amortisation**

Intangible assets acquired separately are measured on initial recognition at cost. Cost includes any directly attributable expenses necessary to make the assets ready for its intended use. After initial recognition, intangible assets are carried at cost less any accumulated amortisation and accumulated impairment losses.

Subsequent expenditure is recognized as an increase in the carrying amount of the asset when it is probable that future economic benefits deriving from the cost incurred will flow to the Company and the cost of the item can be measured reliably.

An item of Intangible asset is derecognized upon disposal or when no future economic benefits are expected from its use or disposal. Gains or losses arising from the derecognition of an intangible asset are measured as the difference between the net disposal proceeds and the carrying amount of the asset and are recognised in the Restated Statement of Profit and Loss when the asset is derecognised.

Internally generated intangibles, excluding capitalised development costs, are not capitalised. Instead, the related expenditure is recognised in the restated statement of profit and loss and other comprehensive income in the period in which the expenditure is incurred.

The useful lives of intangible assets are assessed as either finite or indefinite. Intangible assets with finite lives are amortised over their useful economic lives and assessed for impairment whenever there is an indication that the intangible asset may be impaired. The amortisation period and the amortisation method for an intangible asset with a finite useful life are reviewed at least at the end of each reporting period. Changes in the expected useful life or the expected pattern of consumption of future economic benefits embodied in the asset are considered to modify the amortisation period or method, as appropriate, and are treated as changes in accounting estimates. The amortisation expense on intangible assets with finite lives is recognised in the restated statement of profit and loss. Amortisation of intangible asset is provided on straight line basis over the estimated useful lives of the intangible asset as follows:

<b><u>Intangible Assets</u></b>	<b><u>Useful Life</u></b>
SAP/ERP :	6 Years
Other Computer Software :	License period
Rail Corridor :	Life as per MoU contract period

An intangible asset with an indefinite useful life is not amortised but is tested for impairment at each reporting date.

Exploration and Evaluation assets attributable to blocks identified for sale or proposed to be sold to outside agencies (i.e. for blocks not earmarked for CIL) are however, classified as Intangible Assets and tested for impairment.

Expenditure on research is charged to expenditure as and when incurred. Expenditure on development is capitalized only if the expenditure can be measured reliably, the product or process is technically and commercially feasible, future economic benefits are probable and the Company intends to & has sufficient resources to complete development and to use or sell the asset.

## **2.12 Impairment of Assets (Other than Financial Assets)**

The Company assesses at the end of each reporting period whether there is any indication that an asset may be impaired. If any such indication exists, the Company estimates the recoverable amount of the asset. An asset's recoverable amount is the higher of the asset's or cash-generating unit's value in use and its fair value less costs of disposal, and is determined for an individual asset, unless the asset does not generate cash inflows that are largely independent of those from other assets or groups of assets, in which case the recoverable amount is determined for the cash-generating unit to which the asset belongs. The Company considers individual mines as separate cash-generating units for the purpose of a test of impairment.

If the recoverable amount of an asset is estimated to be less than its carrying amount, the carrying amount of the asset is reduced to its recoverable amount and the impairment loss is recognised in the Restated Statement of Profit and Loss.

## **2.13 Investment Property**

Property (land or a building or part of a building or both) held to earn rentals or for capital appreciation or both, rather than for, use in the production or supply of goods or services or for administrative purposes; or sale in the ordinary course of businesses are classified as an investment property.

Investment property is measured initially at its cost, including related transaction costs and where applicable borrowing costs.

Investment properties are depreciated using the straight-line method over their estimated useful lives.

## **2.14 Financial Instruments**

A financial instrument is any contract that gives rise to a financial asset of one entity and a financial liability or equity instrument of another entity.

## **2.14.1 Financial assets**

### **2.14.1 Initial recognition and measurement**

All financial assets are recognised initially at fair value, in the case of financial assets not recorded at fair value through profit or loss, plus transaction costs that are attributable to the acquisition of the financial asset. Purchases or sales of financial assets that require delivery of assets within a time frame established by regulation or convention in the market place (regular way trades) are recognised on the trade date, i.e., the date that the Company commits to purchase or sell the asset. However, trade receivables that do not contain a significant financing component are measured at transaction price.

### **2.14.2 Subsequent measurement**

For purposes of subsequent measurement, financial assets are classified in four categories:

- Debt instruments at amortised cost
- Debt instruments at fair value through other comprehensive income (FVTOCI)
- Debt instruments, derivatives and equity instruments at fair value through profit or loss (FVTPL)
- Equity instruments measured at fair value through other comprehensive income (FVTOCI)

#### **2.14.2.1 Debt instruments at amortised cost**

A 'debt instrument' is measured at the amortised cost if both the following conditions are met:

- a) The asset is held within a business model whose objective is to hold assets for collecting contractual cash flows, and
- b) Contractual terms of the asset give rise on specified dates to cash flows that are solely payments of principal and interest (SPPI) on the principal amount outstanding.

After initial measurement, such financial assets are subsequently measured at amortised cost using the effective interest rate (EIR) method. Amortised cost is calculated by taking into account any discount or premium on acquisition and fees or costs that are an integral part of the EIR. The EIR amortisation is included in finance income in the profit or loss. The losses arising from impairment are recognised in the profit or loss.

#### **2.14.2.2 Debt instrument at FVTOCI**

A 'debt instrument' is classified as at the FVTOCI if both of the following criteria are met:

- a) The objective of the business model is achieved both by collecting contractual cash flows and selling the financial assets, and
- b) The asset's contractual cash flows represent SPPI.

Debt instruments included within the FVTOCI category are measured initially as well as at each reporting date at fair value. Fair value movements are recognized in the other comprehensive income (OCI). However, the Company recognizes interest income, impairment losses & reversals and foreign exchange gain or loss in the P&L. On derecognition of the asset, cumulative gain or loss previously recognised in OCI is reclassified from the equity to P&L. Interest earned whilst holding FVTOCI debt instrument is reported as interest income using the EIR method.

#### **2.14.2.3 Debt instrument at FVTPL**

FVTPL is a residual category for debt instruments. Any debt instrument, which does not meet the criteria for categorization as at amortized cost or as FVTOCI, is classified as at FVTPL.



In addition, the Company may elect to designate a debt instrument, which otherwise meets amortized cost or FVTOCI criteria, as at FVTPL. However, such election is allowed only if doing so reduces or eliminates a measurement or recognition inconsistency (referred to as ‘accounting mismatch’). The Company has not designated any debt instrument as at FVTPL.

Debt instruments included within the FVTPL category are measured at fair value with all changes recognized in the Restated Statement of Profit and Loss.

#### **2.14.2.4 Equity investments in subsidiaries, associates and Joint Ventures**

In accordance of Ind AS 101 (First time adoption of Ind AS), the carrying amount of these investments as per previous GAAP as on the date of transition is considered to be the deemed cost. Subsequently Investment in subsidiaries, associates and joint ventures are measured at cost.

In case of restated financial information, Equity investments in associates and joint ventures are accounted as per equity method as prescribed in para 10 of Ind AS 28.

#### **2.14.2.5 Other Equity Investment**

All other equity investments in scope of Ind AS 109 are measured at fair value through profit or loss.

The Company may make an irrevocable election to present in other comprehensive income subsequent changes in the fair value. The Company makes such election on an instrument by-instrument basis. The classification is made on initial recognition and is irrevocable.

All fair value changes of an equity instrument classified at FVTOCI, are recognized in OCI. There is no subsequent reclassification of fair value gains and losses to the Restated Statement of Profit and Loss. However, the Company may transfer the cumulative gain or loss within equity. Dividends from such investments are recognised in the Restated Statement of Profit and Loss as “other income” when the Company’s right to receive payments is established.

Equity instruments included within the FVTPL category are measured at fair value with all changes recognized in the P&I.

#### **2.14.2.6 Derecognition**

A financial asset (or, where applicable, a part of a financial asset or part of a group of similar financial assets) is primarily derecognised (i.e. removed from the Restated Statement of Assets and Liabilities) when:

- The rights to receive cash flows from the asset have expired, or
- The Company has transferred its rights to receive cash flows from the asset or has assumed an obligation to pay the received cash flows in full without material delay to a third party under a ‘pass-through’ arrangement; and either (a) the Company has transferred substantially all the risks and rewards of the asset, or (b) the Company has neither transferred nor retained substantially all the risks and rewards of the asset, but has transferred control of the asset.

When the Company has transferred its rights to receive cash flows from an asset or has entered into a pass-through arrangement, it evaluates if and to what extent it has retained the risks and rewards of ownership. When it has neither transferred nor retained substantially all of the risks and rewards of the asset, nor transferred control of the asset, the Company continues to recognise the transferred asset to the extent of the Company’s continuing involvement. In that case, the Company also recognises an associated liability. The transferred asset and the associated liability are measured on a basis that reflects the rights and obligations that the Company has retained. Continuing involvement that takes the form of a guarantee over the transferred asset is measured at the lower of the original carrying amount of the asset and the maximum amount of consideration that the Company could be required to repay.

#### **2.14.2.7 Impairment of financial assets (other than fair value)**

In accordance with Ind AS 109, the Company applies expected credit loss (ECL) model for measurement and recognition of impairment loss on the following financial assets and credit risk exposure:

- a) Financial assets that are debt instruments, and are measured at amortised cost e.g., loans, debt securities, deposits, trade receivables and bank balance
- b) Financial assets that are debt instruments and are measured as at FVTOCI
- c) Lease receivables under Ind AS 116
- d) Trade receivables or any contractual right to receive cash or another financial asset that result from transactions that are within the scope of Ind AS 115.

The Company follows 'simplified approach' for recognition of impairment loss allowance on:

- Trade receivables or contract revenue receivables; and
- All lease receivables resulting from transactions within the scope of Ind AS 116

The application of simplified approach does not require the Company to track changes in credit risk. Rather, it recognises impairment loss allowance based on lifetime ECLs at each reporting date, right from its initial recognition.

### **2.14.3 Financial liabilities**

#### **2.14.3.1 Initial recognition and measurement**

The Company's financial liabilities include trade and other payables, loans and borrowings including bank overdrafts.

All financial liabilities are recognised initially at fair value and, in the case of loans and borrowings and payables, net of directly attributable transaction costs.

#### **2.14.3.2 Subsequent measurement**

The measurement of financial liabilities depends on their classification, as described below:

#### **2.14.3.3 Financial liabilities at fair value through profit or loss**

Financial liabilities at fair value through profit or loss include financial liabilities held for trading and financial liabilities designated upon initial recognition as at fair value through profit or loss. Financial liabilities are classified as held for trading if they are incurred for the purpose of repurchasing in the near term. This category also includes derivative financial instruments entered into by the Company that are not designated as hedging instruments in hedge relationships as defined by Ind AS 109. Separated embedded derivatives are also classified as held for trading unless they are designated as effective hedging instruments.

Gains or losses on liabilities held for trading are recognised in the profit or loss.

#### **2.14.3.4 Financial liabilities at amortised cost**

After initial recognition, these are subsequently measured at amortised cost using the effective interest rate method. Gains and losses are recognised in restated statement of profit or loss when the liabilities are derecognised as well as through the effective interest rate amortisation process. Amortised cost is calculated by taking into account any discount or premium on acquisition and fees or costs that are an integral part of the effective interest rate. The effective interest rate amortisation is included as finance costs in the statement of profit and loss.

#### **2.14.3.5 Derecognition**

A financial liability is derecognised when the obligation under the liability is discharged or cancelled or expires. When an existing financial liability is replaced by another from the same lender on substantially different terms, or the terms of an existing liability are substantially modified, such an exchange or modification is treated as the derecognition of the original liability and the recognition of a new liability. The difference between the carrying amount of a financial liability (or part of a financial liability) extinguished or transferred to another party and the consideration paid, including any non-cash assets transferred or liabilities assumed, shall be recognised in profit or loss.

#### 2.14.4 Reclassification of financial assets

The Company determines classification of financial assets and liabilities on initial recognition. After initial recognition, no reclassification is made for financial assets which are equity instruments and financial liabilities. For financial assets which are debt instruments, a reclassification is made only if there is a change in the business model for managing those assets. Changes to the business model are expected to be infrequent. The Company's senior management determines change in the business model as a result of external or internal changes which are significant to the Company's operations. Such changes are evident to external parties. A change in the business model occurs when the Company either begins or ceases to perform an activity that is significant to its operations. If Company reclassifies financial assets, it applies the reclassification prospectively from the reclassification date which is the first day of the immediately next reporting period following the change in business model. The Company does not restate any previously recognised gains, losses (including impairment gains or losses) or interest.

The following table shows various reclassification and how they are accounted for

Original classification	Revised classification	Accounting treatment
Amortised cost	FVTPL	Fair value is measured at reclassification date. Difference between previous amortized cost and fair value is recognised in P&L.
FVTPL	Amortised Cost	Fair value at reclassification date becomes its new gross carrying amount. EIR is calculated based on the new gross carrying amount.
Amortised cost	FVTOCI	Fair value is measured at reclassification date. Difference between previous amortised cost and fair value is recognised in OCI. No change in EIR due to reclassification.
FVTOCI	Amortised cost	Fair value at reclassification date becomes its new amortised cost carrying amount. However, cumulative gain or loss in OCI is adjusted against fair value. Consequently, the asset is measured as if it had always been measured at amortised cost.
FVTPL	FVTOCI	Fair value at reclassification date becomes its new carrying amount. No other adjustment is required.
FVTOCI	FVTPL	Assets continue to be measured at fair value. Cumulative gain or loss previously recognized in OCI is reclassified to P&L at the reclassification date.

#### 2.14.5 Offsetting of financial instruments

Financial assets and financial liabilities are offset and the net amount is reported in the Restated Statement of Assets and Liabilities if there is a currently enforceable legal right to offset the recognised amounts and there is an intention to settle on a net basis, to realise the assets and settle the liabilities simultaneously.

#### **2.14.6 Fair value measurement of financial instruments**

Fair value is the price that would be received to sell an asset or paid to transfer a liability in an orderly transaction between market participants at the measurement date under current market conditions.

The Company categorizes assets and liabilities measured at fair value into one of three levels depending on the ability to observe inputs employed for such measurement:

- (a) Level 1: inputs are quoted prices (unadjusted) in active markets for identical assets or liabilities.
- (b) Level 2: inputs other than quoted prices included within level 1 that are observable either directly or indirectly for the asset or liability.
- (c) Level 3: inputs for the asset or liability which are not based on observable market data (unobservable inputs).

The Company has an established control framework with respect to the measurement of fair values. This includes a finance team that has overall responsibility for overseeing all significant fair value measurements who regularly review significant unobservable inputs, valuation adjustments and fair value hierarchy under which the valuation should be classified.

#### **2.14.7 Cash and Cash equivalents**

Cash and cash equivalent in the Restated Statement of Assets and Liabilities comprise cash at banks and on hand and short-term deposits with an original maturity of three months or less, which are subject to an insignificant risk of changes in value. For the purpose of the statement of cash flows, cash and cash equivalents consist of cash and short-term deposits, as defined above, net of outstanding bank overdrafts as they are considered an integral part of the Company's cash management.

#### **2.15 Borrowing Costs**

Borrowing costs are expensed as and when incurred except where they are directly attributable to the acquisition, construction or production of qualifying assets i.e. the assets that necessarily takes substantial period of time to get ready for its intended use, in which case they are capitalised as part of the cost of related asset up to the date when the qualifying asset is ready for its intended use.

#### **2.16 Taxation**

Income tax expense represents the sum of the tax currently payable and deferred tax.

Current tax is the amount of income taxes payable (recoverable) in respect of the taxable profit (tax loss) for a period. Taxable profit differs from "profit before income tax" as reported in the restated statement of profit and loss and other comprehensive income because it excludes items of income or expense that are taxable or deductible in other years and it further excludes items that are never taxable or deductible. The Company's liability for current tax is calculated using tax rates that have been enacted or substantively enacted by the end of the reporting period.

Deferred tax liabilities are generally recognised for all taxable temporary differences. Deferred tax assets are generally recognised for all deductible temporary difference to the extent that it is probable that taxable profits will be available against which those deductible temporary differences can be utilised. Such assets and liabilities are not recognised if the temporary difference arises from goodwill or from the initial recognition (other than in a business combination) of other assets and liabilities in a transaction that affects neither the taxable profit nor the accounting profit.

Deferred tax liabilities are recognised for taxable temporary differences associated with investments in subsidiaries and associates, except where the Company is able to control the reversal of the temporary difference and it is probable that the temporary difference will not reverse in the foreseeable future. Deferred tax assets arising from deductible temporary differences associated with such investments and interests are only recognised to the extent that it is probable that there will be sufficient taxable profits against which to utilise the benefits of the temporary differences.

The carrying amount of deferred tax assets is reviewed at the end of each reporting period and reduced to the extent that it is no longer probable that sufficient taxable profits will be available to allow all or part of the asset to be recovered. Unrecognised deferred tax assets are reassessed at the end of each reporting year and are recognised to the extent that it has become probable that sufficient taxable profit will be available to allow all or part of the deferred tax asset to be recovered.

Deferred tax assets and liabilities are measured at the tax rates that are expected to apply in the period in which the liability is settled or the asset is realised, based on tax rate (and tax laws) that have been enacted or substantively enacted by the end of the reporting period.

The measurement of deferred tax liabilities and assets reflects the tax consequences that would follow from the manner in which the Company expects, at the end of the reporting period, to recover or settle the carrying amount of its assets and liabilities.

Current and deferred tax are recognised in profit or loss, except when they relate to items that are recognised in other comprehensive income or directly in equity, in which case, the current and deferred tax are also recognised in other comprehensive income or directly in equity respectively. Where current tax or deferred tax arises from the initial accounting for a business combination, the tax effect is included in the accounting for the business combination.

Deferred income tax assets and liabilities are offset when there is a legally enforceable right to offset current tax assets against current tax liabilities, and when the deferred income tax assets and liabilities relate to income taxes levied by the same taxation authority on either the taxable entity or different taxable entities where there is an intention to settle the balances on a net basis.

## **2.17 Employee Benefits**

### **2.17.1 Short-term Benefits**

Short-term employee benefits are employee benefits (other than termination benefits) that are expected to be settled wholly before twelve months after the end of the annual reporting period in which the employees render the related service.

All short-term employee benefits are recognized in the period in which the services are rendered by employees.

### **2.17.2 Post-employment benefits and other long term employee benefits**

#### **2.17.2.1 Defined contributions plans**

A defined contribution plan is a post-employment benefit plan under which the Company pays a fixed contribution into a fund maintained by a separate body and the Company will have no legal or constructive obligation to pay further amounts. Obligations for contributions to defined contribution plans are recognised as an employee benefit expense in the restated statement of profit and loss in the periods during which services are rendered by employees.

#### **2.17.2.2 Defined benefits plans**

A defined benefit plan is a post-employment benefit plan other than a defined contribution plan. The Company's net obligation in respect of defined benefit plans is calculated by estimating the amount of future benefit that employees have earned in return of their service in the current and prior periods. The benefit is discounted to determine its present value and reduced by the fair value of plan assets, if any. The discount rate is based on the prevailing market yields of Indian Government securities as at the reporting date that have maturity dates approximating the terms of the Company's obligations and that are denominated in the same currency in which the benefits are expected to be paid.

The application of actuarial valuation involves making assumptions about the discount rate, expected rates of return on assets, future salary increases, mortality rates etc. Due to the long-term nature of these plans, such estimates are subject to uncertainties. The calculation is performed at each Restated Statement of Assets and Liabilities by an actuary using the projected unit credit method. When the calculation results in the benefit to the Company, the recognised asset is limited to the present value of the economic benefits available in the form of any future refunds from the plan or reduction in future contributions to the plan. An economic benefit is available to the Company if it is realisable during the life of the plan, or on settlement of plan liabilities.

Re-measurement of the net defined benefit liability, which comprises actuarial gain and losses considering the return on plan assets (excluding interest) and the effects of the assets ceiling (if any, excluding interest) are recognised immediately in the other comprehensive income. The Company determines the net interest expense (income) on the net defined benefit liability (asset) for the period by applying the discount rate used to measure the defined benefit obligation at the beginning of the annual period to the then net defined benefit liability (asset), taking into account any changes in the net defined benefit liability (asset) during the period as a result of contributions and benefit payments. Net interest expense and other expenses related to defined benefit plans are recognised in restated statement of profit and loss.

When the benefits of the plan are improved, the portion of the increased benefit relating to past service by employees is recognised as an expense immediately in the restated statement of profit and loss.

### **2.17.3 Other long-term employee benefits**

Other long-term employee benefits are all employee benefits other than short-term employee benefits, post-employment benefits and termination benefits.

Other long-term employee benefits include items which are not expected to be settled wholly before twelve months after the end of the annual reporting period in which the employees render the related service.

For other long-term employee benefits, net total of the following amounts is recognized in the statement of profit or loss:

- (a) Service cost
- (b) Net interest on the net defined benefit liability (asset)
- (c) Re-measurements of the net defined benefit liability (asset)

### **2.18 Foreign Currency**

Transactions in foreign currencies are converted into the reported currency of the Company using the exchange rate prevailing at the transaction date. Monetary assets and liabilities denominated in foreign currencies outstanding at the end of the reporting period are translated at the exchange rates prevailing as at the end of reporting period. Exchange differences arising on the settlement of monetary assets and liabilities or on translating monetary assets and liabilities at rates different from those at which they were translated on initial recognition during the period or in previous financial statements are recognised in the restated statement of profit and loss in the period in which they arise.

Non-monetary items denominated in foreign currency are valued at the exchange rates prevailing on the date of transactions.

## **2.19 Stripping Activity**

In case of opencast mining, the mine waste materials (“overburden”) which consists of soil and rock on the top of coal seam is required to be removed to get access to the coal and its extraction. The process of removing overburden to access coal is referred to as stripping. Stripping is necessary to obtain access to coal and occurs throughout the life of an opencast mine. Stripping costs during development and production phases are classified in property, plant, and equipment. Stripping costs are accounted for separately for individual mines.

The company accounts for stripping activities as follows:

### ***Stripping costs during the Development phase -***

These are initial overburden removal costs incurred to obtain access to coal to be extracted. These costs are capitalised when it is probable that future economic benefits will flow to the company and costs can be measured reliably. Once the production phase begins, capitalised development stripping costs are amortised over the mine life.

### ***Stripping costs during the production phase -***

These are overburden removal costs incurred after the mine has been brought to revenue as per the policy of the group. Stripping costs during the production phase can give rise to two benefits, the extraction of coal in the current period and improved access to coal which will be extracted in future periods. Stripping costs during the production phase are allocated between the inventory produced and the stripping activity asset using a standard strip ratio (overburden-to-coal). The standard strip ratio is the total volume of Overburden expected to be removed over the life of the mine against the total coal to be extracted over the life of the mine. When the actual volume of overburden removed is greater than the expected volume of overburden removal, the stripping cost for excess overburden removed over the expected overburden removal is capitalised to the stripping activity asset. The stripping activity asset is amortised over the expected useful life of the mine. Changes in geo-mining conditions may have an impact on the standard strip ratio. Changes to the ratio are accounted for prospectively. Stripping activity asset are included separately under Property, plant, and equipment.

The company recognises Stripping activity asset for stripping costs during the production phase in the mines with a rated capacity of one million Tonnes per annum and above.

## **2.20 Inventories**

### **2.20.1 Stock of Coal**

Inventories of coal/coke are stated at lower of cost and net realisable value. The cost of inventories are calculated using the Weighted Average method. Net realisable value represents the estimated selling price of inventories less all estimated costs of completion and costs necessary to make the sale.

Book stock of coal is considered in the accounts where the variance between book stock and measured stock is up to +/- 5% and in cases where the variance is beyond +/- 5% the measured stock is considered. Coke is considered as a part of the stock of coal.

Slurry (coking/semi-coking), middling of washeries, and by products are valued at net realisable value and considered as a part of the stock of coal.

### **2.20.2 Stores, Spares, and Other Inventories**

The Stock of stores and spares including other inventories are valued at cost calculated on the basis of the weighted average method.

Provisions are made at the rate of 100% for unserviceable, damaged and obsolete stores and spares and at the rate of 50% for stores & spares not moved for 5 years.

### **2.21 Provisions, Contingent Liabilities & Contingent Assets**

Provisions are recognized when the Company has a present obligation (legal or constructive) as a result of a past event, and it is probable that an outflow of economic benefits will be required to settle the obligation and a reliable estimate of the amount of the obligation can be made. Where the time value of money is material, provisions are stated at the present value of the expenditure expected to settle the obligation.

All provisions are reviewed at each Restated Statement of Assets and Liabilities date and adjusted to reflect the current best estimate.

Where it is not probable that an outflow of economic benefits will be required, or the amount cannot be estimated reliably, the obligation is disclosed as a contingent liability, unless the probability of outflow of economic benefits is remote. Possible obligations, whose existence will only be confirmed by the occurrence or non-occurrence of one or more future uncertain events not wholly within the control of the Company, are also disclosed as contingent liabilities unless the probability of outflow of economic benefits is remote.

Contingent assets are possible assets that arise from past events and whose existence will be confirmed only by the occurrence or non-occurrence of one or more uncertain future events not wholly within the control of the Company. Contingent assets are disclosed in the financial information when inflow of economic benefits is probable on the basis of the judgment of management. These are assessed continually to ensure that developments are appropriately reflected in the restated financial information.

### **2.22 Earnings per share**

Basic earnings per share are computed by dividing the net profit after tax by the weighted average number of equity shares outstanding during the period. Diluted earnings per shares is computed by dividing the profit after tax by the weighted average number of equity shares considered for deriving basic earnings per shares and also the weighted average number of equity shares that could have been issued upon conversion of all dilutive potential equity shares.

### **2.23 Stripping activity provision (Ratio Variance)**

Stripping activity provision recognized earlier is based on the policy followed consistently by CIL since its inception. Stripping activity provision was recognized or reversed based on the current ratio of OB to Coal as compared to the average Stripping ratio (Standard ratio) of the mine. This accounting method has been substantiated and validated by a multitude of authoritative bodies and forums, including income tax authorities.

The carrying amount of the stripping activity provision is reversed systematically whenever the situation of reversal arises on extraction of actual volume of overburden over expected volume thereof. Such reversal is specific to mines at the rate the said provision has been recognized.

### **2.24 Judgements, Estimates and Assumptions**



The preparation of the financial information in conformity with Ind AS requires management to make estimates, judgments, and assumptions that affect the application of accounting policies and the reported amounts of assets and liabilities, the disclosures of contingent assets and liabilities at the date of financial information and the amount of revenue and expenses during the reported period. Application of accounting policies involving complex and subjective judgements and the use of assumptions in these financial statements have been disclosed. Accounting estimates could change from period to period. Actual results could differ from those estimates. Estimates and underlying assumptions are reviewed on an ongoing basis. Revisions to accounting estimates are recognised in the period in which the estimates are revised and, if material, their effects are disclosed in the notes to the restated financial information.

#### **2.24.1 Judgements**

In the process of applying the Company's accounting policies, management has made the following judgments, which have the most significant effect on the amounts recognised in the restated financial information:

##### **2.24.1.1 Formulation of Accounting Policies**

Accounting policies are formulated in a manner that results in financial information containing relevant and reliable information about the transactions, other events and conditions to which they apply. Those policies need not be applied when the effect of applying them is immaterial.

In the absence of an Ind AS that specifically applies to a transaction, other event or condition, management has used its judgment in developing and applying an accounting policy that results in information that is:

- a) relevant to the economic decision-making needs of users and
- b) reliable in that financial information and
- (i) represent faithfully the financial position, financial performance and cash flows of the Company; (ii) reflect the economic substance of transactions, other events and conditions, and not merely the legal form; (iii) are neutral, i.e. free from bias; (iv) are prudent; and (v) are complete in all material respects on a consistent basis

In making the judgment management refers to, and considers the applicability of, the following sources in descending order:

- (a) the requirements in Ind ASs dealing with similar and related issues; and
- (b) the definitions, recognition criteria and measurement concepts for assets, liabilities, income, and expenses in the Framework.

In making the judgment, management considers the most recent pronouncements of the International Accounting Standards Board and in the absence thereof those of the other standard-setting bodies that use a similar conceptual framework to develop accounting standards, other accounting literature, and accepted industry practices, to the extent that these do not conflict with the Indian accounting Standard and accounting policies and practices as stated in above paragraph.

The Company operates in the mining sector (a sector where the exploration, evaluation, and development production phases are based on the varied topographical and geo-mining terrain spread over the lease period running over decades and prone to constant changes), the accounting policies whereof have evolved based on specific industry practices supported by research committees and approved by the various regulators owing to its consistent application over the last several decades. In the absence of specific accounting literature, guidance and standards in certain specific areas which are in the process of evolution, the Company continues to strive to develop accounting policies in line with the development of accounting literature and any development therein shall be accounted for prospectively as per the procedure laid down above more, particularly in Ind AS 8.

##### **2.24.1.2 Materiality**

Ind AS applies to items which are material. Management uses judgement in deciding whether individual items groups of item are material in the financial information. Materiality is judged by reference to the nature or magnitude or both of the items. The deciding factor is whether omitting or misstating or obscuring an information could individually or in combination with other information influence decisions that primary users make on the basis of the financial information. Management also uses judgement of materiality for determining the compliance requirement of the Ind AS. Further, the Company may also be required to present separately immaterial items when required by law.

With effect from 01.04.2019 Errors/omissions discovered in the current year relating to prior periods are treated as immaterial and adjusted during the current year, if all such errors and omissions in aggregate does not exceed 1% of total revenue from operation (net of statutory levies) as per the last audited financial statement of the Company.

#### **2.24.1.3 Operating lease**

Company has entered into lease agreements. The Company has determined, based on an evaluation of the terms and conditions of the arrangements, such as the lease term not constituting a major part of the economic life of the commercial property and the fair value of the asset, that it retains all the significant risks and rewards of ownership of these properties and accounts for the contracts as operating leases.

#### **2.24.2 Estimates and assumptions**

The key assumptions concerning the future and other key sources of estimation uncertainty at the reporting date, that have a significant risk of causing a material adjustment to the carrying amounts of assets and liabilities within the next financial year, are described below. The Company based its assumptions and estimates on parameters available when the restated financial information were prepared. Existing circumstances and assumptions about future developments, however, may change due to market changes or circumstances arising that are beyond the control of the Company. Such changes are reflected in the assumptions when they occur.

The estimates, judgements and associated assumptions are based on historical experience and other factors that are considered to be relevant. Actual results may differ from these estimates.

Estimates and underlying assumptions are reviewed on an ongoing basis. Revisions to accounting estimates are recognised in the period in which the estimate is revised and future periods affected.

The application of accounting policies that require critical judgements and accounting estimates involving complex and subjective judgements and the use of assumptions in these financial information have been disclosed here in below:

##### **2.24.2.1 Impairment of non-financial assets**

There is an indication of impairment if, the carrying value of an asset or cash generating unit exceeds its recoverable amount, which is the higher of its fair value less costs of disposal and its value in use. Company considers individual mines as separate cash generating units for the purpose of test of impairment. The value in use calculation is based on a DCF model. The cash flows are derived from the budget for the next five years and do not include restructuring activities that the Company is not yet committed to or significant future investments that will enhance the asset's performance of the CGU being tested. The recoverable amount is sensitive to the discount rate used for the DCF model as well as the expected future cash-inflows and the growth rate used for extrapolation purposes. These estimates are most relevant to other mining infrastructures. The key assumptions used to determine the recoverable amount for the different CGUs, are disclosed and further explained in respective notes.

##### **2.24.2.2 Income Taxes**

Deferred tax assets are recognised for unused tax losses to the extent that it is probable that taxable profit will be available against which the losses can be utilised. Significant management judgement is required to determine the amount of deferred tax assets that can be recognised, based upon the likely timing and the level of future taxable profits together with future tax planning strategies.

#### **2.24.2.3 Defined benefit plans and long term employee benefits**

The cost of the defined benefit plan and other post-employment medical benefits and the present value of the obligations are determined using actuarial valuations. An actuarial valuation involves making various assumptions that may differ from actual developments in the future. These include the determination of the discount rate, future salary increases and mortality rates.

Due to the complexities involved in the valuation and its long-term nature, a defined benefit obligation is highly sensitive to changes in these assumptions. All assumptions are reviewed at each reporting date. The parameter most subject to change is the discount rate. In determining the appropriate discount rate for plans operated in India, the management considers the interest rates of government bonds in currencies consistent with the currencies of the post-employment benefit obligation.

The mortality rate is based on publicly available mortality tables of the country. Those mortality tables tend to change only at interval in response to demographic changes.

#### **2.24.2.4 Intangible asset under development**

The Company capitalises intangible asset under development for a project in accordance with the accounting policy. Initial capitalisation of costs is based on management's judgement that technological and economic feasibility is confirmed, usually when a project report is formulated and approved.

#### **2.24.2.5 Provision for Mine Closure, Site Restoration and Decommissioning Obligation**

In determining the fair value of the provision for Mine Closure, Site Restoration and Decommissioning Obligation, assumptions and estimates are made in relation to discount rates, the expected cost of site restoration and dismantling and the expected timing of those costs. The estimates provision using the DCF method considering life of the project/mine based on

- Estimated cost per hectare as specified in guidelines issued by Ministry of Coal, Government of India
- The discount rate (pre-tax rate) that reflect current market assessments of the time value of money and the risks specific to the liability.

#### **2.25 Abbreviation used:**

<b>a.</b>	CGU	Cash generating unit
<b>b.</b>	DCF	Discounted Cash Flow
<b>c.</b>	FVTOCI	Fair value through Other Comprehensive Income
<b>d.</b>	FVTPL	Fair value through Profit & Loss
<b>e.</b>	GAAP	Generally accepted accounting principal
<b>f.</b>	Ind AS	Indian Accounting Standards
<b>g.</b>	OCI	Other Comprehensive Income
<b>h.</b>	P&L	Restated Statement of Profit and Loss
<b>i.</b>	PPE	Property, Plant and Equipment
<b>j.</b>	SPPI	Solely Payment of Principal and Interest
<b>k.</b>	EIR	Effective Interest Rate

**BHARAT COKING COAL LIMITED**  
**CIN - U10101JH1972GOI000918**  
**Notes to Restated Financial Information**  
**NOTE 3.1 : PROPERTY , PLANT AND EQUIPMENT**

(All amounts in ₹ Million, except as otherwise stated)

	Freehold Land <sup>3.1.5</sup>	Other Land	Site Restoration Costs <sup>3.1.2 a</sup>	Building	Plant and Equipment <sup>3.1.4</sup>	Furniture and Fixtures	Vehicles	Office Equipment	Telecommunication	Railway Sidings	Other Mining Infrastructure	Stripping Activity Assets	Surveyed off Assets	Rail Corridor	Solar and Other Assets	Total
<b>Gross Carrying Amount:</b>																
As at April 01, 2022	1,162.30	277.10	2,738.80	3,980.50	21,184.90	155.50	215.10	420.60	1,985.90	823.60	4,944.70	49.50	493.50	-	-	<b>38,432.00</b>
Additions	134.50	55.00	114.10	4,241.10	3,099.60	28.90	395.60	51.50	16.70	-	729.00	-	86.40	-	-	<b>8,952.40</b>
Deletions/Adjustments	-	-	(28.20)	-	(1,132.90)	(5.30)	(2.00)	(36.60)	(3.70)	-	1.00	-	(67.70)	-	-	<b>(1,275.40)</b>
<b>As at March 31, 2023</b>	<b>1,296.80</b>	<b>332.10</b>	<b>2,824.70</b>	<b>8,221.60</b>	<b>23,151.60</b>	<b>179.10</b>	<b>608.70</b>	<b>435.50</b>	<b>1,998.90</b>	<b>823.60</b>	<b>5,674.70</b>	<b>49.50</b>	<b>512.20</b>	<b>-</b>	<b>-</b>	<b>46,109.00</b>
As at April 01, 2023	1,296.80	332.10	2,824.70	8,221.60	23,151.60	179.10	608.70	435.50	1,998.90	823.60	5,674.70	49.50	512.20	-	-	<b>46,109.00</b>
Additions	152.00	136.70	113.40	482.90	4,277.20	38.10	644.10	131.70	80.00	177.70	654.00	1,851.70	25.30	-	-	<b>8,764.80</b>
Deletions/Adjustments	64.50	(64.50)	(13.90)	23.80	(486.70)	(0.60)	(1.20)	(25.90)	(0.30)	-	(72.30)	-	(148.50)	-	-	<b>(725.60)</b>
<b>As at March 31, 2024</b>	<b>1,513.30</b>	<b>404.30</b>	<b>2,924.20</b>	<b>8,728.30</b>	<b>26,942.10</b>	<b>216.60</b>	<b>1,251.60</b>	<b>541.30</b>	<b>2,078.60</b>	<b>1,001.30</b>	<b>6,256.40</b>	<b>1,901.20</b>	<b>389.00</b>	<b>-</b>	<b>-</b>	<b>54,148.20</b>
As at April 01, 2024	1,513.30	404.30	2,924.20	8,728.30	26,942.10	216.60	1,251.60	541.30	2,078.60	1,001.30	6,256.40	1,901.20	389.00	-	-	<b>54,148.20</b>
Additions	301.40	193.70	1,153.70	2,194.50	896.80	52.70	266.80	82.40	723.40	0.40	649.00	7,723.00	39.30	-	84.40	<b>14,361.50</b>
Deletions/Adjustments	-	-	-	503.20	57.50	51.90	12.10	100.80	12.10	-	(78.00)	-	50.40	-	(7.50)	<b>702.50</b>
<b>As at March 31, 2025</b>	<b>1,814.70</b>	<b>598.00</b>	<b>4,077.90</b>	<b>11,426.00</b>	<b>27,896.40</b>	<b>321.20</b>	<b>1,530.50</b>	<b>724.50</b>	<b>2,814.10</b>	<b>1,001.70</b>	<b>6,827.40</b>	<b>9,624.20</b>	<b>478.70</b>	<b>-</b>	<b>76.90</b>	<b>69,212.20</b>
<b>For the Interim Period Reported</b>																
<b>As at April 01, 2024</b>	1,513.30	404.30	2,924.20	8,728.30	26,942.10	216.60	1,251.60	541.30	2,078.60	1,001.30	6,256.40	1,901.20	389.00	-	-	<b>54,148.20</b>
Additions	105.30	25.70	35.70	240.40	272.00	29.00	184.60	27.00	402.70	-	237.90	5,023.30	19.40	-	71.20	<b>6,674.20</b>
Deletions/Adjustments	-	-	-	-	(101.40)	-	-	(8.10)	-	-	(12.50)	-	(24.20)	-	-	<b>(146.20)</b>
<b>As at September 30, 2024</b>	<b>1,618.60</b>	<b>430.00</b>	<b>2,959.90</b>	<b>8,968.70</b>	<b>27,112.70</b>	<b>245.60</b>	<b>1,436.20</b>	<b>560.20</b>	<b>2,481.30</b>	<b>1,001.30</b>	<b>6,481.80</b>	<b>6,924.50</b>	<b>384.20</b>	<b>-</b>	<b>71.20</b>	<b>60,676.20</b>
<b>As at April 01, 2025</b>	1,814.70	598.00	4,077.90	11,426.00	27,896.40	321.20	1,530.50	724.50	2,814.10	1,001.70	6,827.40	9,624.20	478.70	-	76.90	<b>69,212.20</b>
Additions	16.00	9.50	-	159.50	346.00	12.00	5.40	57.80	354.50	-	1,969.50	5,854.60	10.40	-	-	<b>8,795.20</b>
Deletions/Adjustments	-	-	-	20.10	892.40	(0.10)	3.60	(26.50)	0.40	128.80	557.60	-	(30.10)	-	-	<b>1,546.20</b>
<b>As at September 30, 2025</b>	<b>1,830.70</b>	<b>607.50</b>	<b>4,077.90</b>	<b>11,605.60</b>	<b>29,134.80</b>	<b>333.10</b>	<b>1,539.50</b>	<b>755.80</b>	<b>3,169.00</b>	<b>1,130.50</b>	<b>9,354.50</b>	<b>15,478.80</b>	<b>459.00</b>	<b>-</b>	<b>76.90</b>	<b>79,553.60</b>
<b>Accumulated Depreciation, Amortisation and Impairment<sup>3.1.1</sup></b>																
As at April 01, 2022	-	11.10	1,117.40	1,068.20	10,023.10	80.30	69.30	190.50	262.00	167.10	2,049.40	-	26.80	-	-	<b>15,065.20</b>
Charge for the year	-	7.20	199.80	210.00	1,579.00	19.50	86.70	66.90	377.20	41.10	385.50	13.20	0.10	-	-	<b>2,986.20</b>
Deletions/Adjustments	-	-	-	-	(1,017.20)	(0.20)	-	(36.20)	(0.10)	-	34.20	-	(1.00)	-	-	<b>(1,020.50)</b>
<b>As at March 31, 2023</b>	<b>-</b>	<b>18.30</b>	<b>1,317.20</b>	<b>1,278.20</b>	<b>10,584.90</b>	<b>99.60</b>	<b>156.00</b>	<b>221.20</b>	<b>639.10</b>	<b>208.20</b>	<b>2,469.10</b>	<b>13.20</b>	<b>25.90</b>	<b>-</b>	<b>-</b>	<b>17,030.90</b>
As at April 01, 2023	-	18.30	1,317.20	1,278.20	10,584.90	99.60	156.00	221.20	639.10	208.20	2,469.10	13.20	25.90	-	-	<b>17,030.90</b>
Charge for the year	-	14.50	205.60	258.50	1,713.30	13.10	231.50	72.90	406.70	54.70	325.50	13.20	-	-	-	<b>3,309.50</b>
Deletions/Adjustments	-	-	-	-	(455.60)	-	-	(19.00)	-	-	-	-	(103.30)	-	-	<b>(577.90)</b>
<b>As at March 31, 2024</b>	<b>-</b>	<b>32.80</b>	<b>1,522.80</b>	<b>1,536.70</b>	<b>11,842.60</b>	<b>112.70</b>	<b>387.50</b>	<b>275.10</b>	<b>1,045.80</b>	<b>262.90</b>	<b>2,794.60</b>	<b>26.40</b>	<b>(77.40)</b>	<b>-</b>	<b>-</b>	<b>19,762.50</b>

As at April 01, 2024	-	32.80	1,522.80	1,536.70	11,842.60	112.70	387.50	275.10	1,045.80	262.90	2,794.60	26.40	(77.40)	-	-	19,762.50
Charge for the year	-	11.60	298.60	303.00	1,821.80	16.40	314.70	83.60	508.20	52.40	507.00	1,860.10	-	-	2.20	5,779.60
Deletions/Adjustments	-	-	-	700.40	42.50	52.60	12.30	97.10	12.10	0.10	0.10	-	108.80	-	-	1,026.00
<b>As at March 31, 2025</b>	<b>-</b>	<b>44.40</b>	<b>1,821.40</b>	<b>2,540.10</b>	<b>13,706.90</b>	<b>181.70</b>	<b>714.50</b>	<b>455.80</b>	<b>1,566.10</b>	<b>315.40</b>	<b>3,301.70</b>	<b>1,886.50</b>	<b>31.40</b>	<b>-</b>	<b>2.20</b>	<b>26,568.10</b>

**For the Interim Period Reported**

<b>As at April 01, 2024</b>	-	32.80	1,522.80	1,536.70	11,842.60	112.70	387.50	275.10	1,045.80	262.90	2,794.60	26.40	(77.40)	-	-	19,762.50
Charge for the year	-	5.70	213.10	141.20	864.90	7.90	144.20	43.70	248.50	25.80	161.80	269.30	-	-	0.40	2,126.50
Deletions/Adjustments	-	-	-	11.50	(66.20)	-	-	(6.70)	-	-	0.10	-	-	-	-	(61.30)
<b>As at September 30, 2024</b>	<b>-</b>	<b>38.50</b>	<b>1,735.90</b>	<b>1,689.40</b>	<b>12,641.30</b>	<b>120.60</b>	<b>531.70</b>	<b>312.10</b>	<b>1,294.30</b>	<b>288.70</b>	<b>2,956.50</b>	<b>295.70</b>	<b>(77.40)</b>	<b>-</b>	<b>0.40</b>	<b>21,827.70</b>

<b>As at April 01, 2025</b>	-	44.40	1,821.40	2,540.10	13,706.90	181.70	714.50	455.80	1,566.10	315.40	3,301.70	1,886.50	31.40	-	2.20	26,568.10
Charge for the year	-	5.90	113.70	156.30	883.70	9.70	133.60	42.90	320.80	25.00	195.80	101.70	-	-	1.50	1,990.60
Deletions/Adjustments	-	-	-	20.30	944.40	0.10	3.60	(24.30)	0.60	130.20	558.50	-	(0.60)	-	-	1,632.80
<b>As at September 30, 2025</b>	<b>-</b>	<b>50.30</b>	<b>1,935.10</b>	<b>2,716.70</b>	<b>15,535.00</b>	<b>191.50</b>	<b>851.70</b>	<b>474.40</b>	<b>1,887.50</b>	<b>470.60</b>	<b>4,056.00</b>	<b>1,988.20</b>	<b>30.80</b>	<b>-</b>	<b>3.70</b>	<b>30,191.50</b>

**Net Carrying Amount**

As at March 31, 2023	1,296.80	313.80	1,507.50	6,943.40	12,566.70	79.50	452.70	214.30	1,359.80	615.40	3,205.60	36.30	486.30	-	-	29,078.10
As at March 31, 2024	1,513.30	371.50	1,401.40	7,191.60	15,099.50	103.90	864.10	266.20	1,032.80	738.40	3,461.80	1,874.80	466.40	-	-	34,385.70
As at March 31, 2025	1,814.70	553.60	2,256.50	8,885.90	14,189.50	139.50	816.00	268.70	1,248.00	686.30	3,525.70	7,737.70	447.30	-	74.70	42,644.10
As at September 30, 2024	1,618.60	391.50	1,224.00	7,279.30	14,471.40	125.00	904.50	248.10	1,187.00	712.60	3,525.30	6,628.80	461.60	-	70.80	38,848.50
As at September 30, 2025	1,830.70	557.20	2,142.80	8,888.90	13,599.80	141.60	687.80	281.40	1,281.50	659.90	5,298.50	13,490.60	428.20	-	73.20	49,362.10

Note:

**3.1.1. Movement in accumulated impairment**

	Freehold Land	Other Land	Site Restoration Costs	Building	Plant and Equipment	Furniture and Fixtures	Vehicles	Office Equipment	Telecommunication	Railway Sidings	Other Mining Infrastructure	Stripping Activity Assets	Surveyed off Assets	Rail Corridor	Solar and Other Assets	Total
<b>As at April 01, 2022</b>	-	-	15.20	5.50	143.70	-	-	-	-	-	657.30	-	20.90	-	-	842.60
Additions	-	-	-	-	-	-	-	-	-	-	47.20	-	-	-	-	47.20
Deletions/Adjustments	-	-	-	-	-	-	-	-	-	-	-	-	(1.00)	-	-	(1.00)
<b>As at March 31, 2023</b>	<b>0.00</b>	<b>0.00</b>	<b>15.20</b>	<b>5.50</b>	<b>143.70</b>	<b>0.00</b>	<b>0.00</b>	<b>0.00</b>	<b>0.00</b>	<b>0.00</b>	<b>704.50</b>	<b>0.00</b>	<b>19.90</b>	<b>0.00</b>	<b>0.00</b>	<b>888.80</b>
<b>As at April 01, 2023</b>	-	-	15.20	5.50	143.70	-	-	-	-	-	704.50	-	19.90	-	-	888.80
Additions	-	-	20.00	-	0.50	-	-	-	-	-	12.00	-	-	-	-	32.50
Deletions/Adjustments	-	-	-	-	-	-	-	-	-	-	-	-	(2.30)	-	-	(2.30)
<b>As at March 31, 2024</b>	<b>0.00</b>	<b>0.00</b>	<b>35.20</b>	<b>5.50</b>	<b>144.20</b>	<b>0.00</b>	<b>0.00</b>	<b>0.00</b>	<b>0.00</b>	<b>0.00</b>	<b>716.50</b>	<b>0.00</b>	<b>17.60</b>	<b>0.00</b>	<b>0.00</b>	<b>919.00</b>
<b>As at April 01, 2024</b>	-	-	35.20	5.50	144.20	-	-	-	-	-	716.50	-	17.60	-	-	919.00
Additions	-	-	-	13.20	33.40	-	-	-	-	-	(135.50)	-	-	-	-	(88.90)
Deletions/Adjustments	-	-	-	2.40	4.00	-	-	-	-	-	-	-	-	-	-	6.40
<b>As at March 31, 2025</b>	<b>0.00</b>	<b>0.00</b>	<b>35.20</b>	<b>21.10</b>	<b>181.60</b>	<b>0.00</b>	<b>0.00</b>	<b>0.00</b>	<b>0.00</b>	<b>0.00</b>	<b>581.00</b>	<b>0.00</b>	<b>17.60</b>	<b>0.00</b>	<b>0.00</b>	<b>836.50</b>
<b>As at April 01, 2024</b>	-	-	35.20	5.50	144.20	-	-	-	-	-	716.50	-	17.60	-	-	919.00
Additions	-	-	-	-	-	-	-	-	-	-	-	-	-	-	-	-
Deletions/Adjustments	-	-	-	-	-	-	-	-	-	-	-	-	-	-	-	-
<b>As at September 30, 2024</b>	<b>0.00</b>	<b>0.00</b>	<b>35.20</b>	<b>5.50</b>	<b>144.20</b>	<b>0.00</b>	<b>0.00</b>	<b>0.00</b>	<b>0.00</b>	<b>0.00</b>	<b>716.50</b>	<b>0.00</b>	<b>17.60</b>	<b>0.00</b>	<b>0.00</b>	<b>919.00</b>
<b>As at April 01, 2025</b>	-	-	35.20	21.10	181.60	-	-	-	-	-	581.00	-	17.60	-	-	836.50
Additions	-	-	-	-	-	-	-	-	-	-	-	-	-	-	-	0.00
Deletions/Adjustments	-	-	-	-	-	-	-	-	-	-	-	-	-	-	-	-
<b>As at September 30, 2025</b>	<b>0.00</b>	<b>0.00</b>	<b>35.20</b>	<b>21.10</b>	<b>181.60</b>	<b>0.00</b>	<b>0.00</b>	<b>0.00</b>	<b>0.00</b>	<b>0.00</b>	<b>581.00</b>	<b>0.00</b>	<b>17.60</b>	<b>0.00</b>	<b>0.00</b>	<b>836.50</b>

### **3.1.2 Land:**

a. Land Reclamation/Site Restoration cost comprises of estimated cost to be incurred at the stage of mine closure duly escalated for inflation (5% p.a.) and then discounted at 8% discount rate that reflects current market rate of fair value and the risk.

b. Approximately 175.444 Ha of land as at September 30, 2025 (175.824 Ha as at September 30, 2024, 175.764 Ha as at March 31, 2025, 176.231 Ha as at March 31, 2024 & 176.717 Ha as at March 31, 2023) owned by the Company are critically encroached area out of which possession of some part has been taken back, quantification of which is in progress.

#### **c. Title deeds of Immovable Properties not held in name of the Company**

Description of item of property	Gross carrying value of Freehold and Other Land as at September 30, 2025 (₹ in Millions)	Title deeds held in the name of Company	Whether title deed holder is a promoter, director or relative# of promoter*/director or employee of promoter/director	Property held since which date	Reason for not being held in the name of the company
Freehold Land	1,830.70	Only in case of Directly purchased by company (1093.18 Ha)	Not Applicable	Different Dates	Out of 16396.34 Ha of the total land acquired for the company, diverted forest land is 334.39 Ha and freehold land is 16061.95 Ha which includes 9945.89 Ha of land is under the category of vested land through Coking Coal mines/ Coal Mines Nationalization Act 1972 & 1973; 1090.17 Ha of land related to Coal Mines Labour Welfare Organization including Central Hospital and four other Hospitals, Mines Rescue Stations of Govt. of India, four Washeries of SAIL, erstwhile Coal Board and Central Jharia Projects which have been transferred to the Company by the Govt. of India, and 5025.89Ha of land is acquired under Land Acquisition Act, CBA(A&D) Act, Merger of NCDC, Government transferred land (out of which 1095 Ha land has been directly purchased and title deeds in these cases are held in the name of the company).
Other land	607.50	Not Applicable	Not Applicable	Different Dates	Includes 34.62 Ha of land leased from Railways.

d. Out of the total 16396.34 Ha of land held in the name of the company, Mutation of land is not required for 1381.86 Ha as they are Government land transferred, Forest Diverted Land and land acquired under CBA (A&D) Act,

1957. Out of the remaining 15014.48 Ha of land, 9946.03 Ha has been mutated in the name of BCCL and for the remaining land mutation in compliance with Letter dated April 07, 2022 of Ministry of Coal is under process.

### **3.1.3 Right of Use Assets:**

Right of use assets included in Note 3.1 under different heads are separately disclosed at Footnote of Note 8.2

### **3.1.4 Plant and Equipment:**

Includes Stand by Equipment and stores and spares which satisfies criteria for recognition as PPE but not yet issued from stores.

### **3.1.5 Freehold Land include:**

Assets transferred to and taken over by the Company in respect of Mines Rescue Station and Coal Mines Labour Welfare Organization have not been accounted for as NIL book value, was made available to the Company on transfer of the said Units. ₹ 114.60 Millions is Gross value of Assets including land valuing ₹ 8.80 Millions (quantitative and value wise details of which are not available) taken over by the Company in respect of entities covered under Coal Mines Nationalization Act, 1971, on which depreciation has been fully provided for in the Account except land.

### **3.1.6 Depreciation/Impairment :**

Depreciation has been provided based on useful life as mentioned in Note 2.7. However, pending completion of technical assessment to segregate the value of certain assets embedded within a different class of asset, depreciation has been provided on these assets on the basis of useful life of the un-segregated class of assets.

**BHARAT COKING COAL LIMITED**  
**CIN - U10101JH1972GOI000918**  
**Notes to Restated Financial Information**

**NOTE 3.2 : CAPITAL WORK IN PROGRESS**

(All amounts in ₹ Million, except as otherwise stated)

	Building (including water supply, roads and culverts)	Plant and Equipment	Railway Sidings	Other Mining Infrastructure / Development	Rail Corridor under Construction	Solar Project	Others	Total
<b>Gross Carrying Amount:</b>								
As at April 01, 2022	7,480.80	3,756.30	826.50	2,789.10	-	-	-	<b>14,852.70</b>
Additions	646.60	3,981.90	490.40	1,630.60	-	-	-	<b>6,749.50</b>
Capitalisation/ Deletions	(4,214.00)	(3,217.20)	(6.70)	(788.60)	-	-	-	<b>(8,226.50)</b>
<b>As at March 31, 2023</b>	<b>3,913.40</b>	<b>4,521.00</b>	<b>1,310.20</b>	<b>3,631.10</b>	<b>-</b>	<b>-</b>	<b>-</b>	<b>13,375.70</b>
As at April 01, 2023	3,913.40	4,521.00	1,310.20	3,631.10	-	-	-	<b>13,375.70</b>
Additions	709.80	2,880.50	1,448.10	1,204.70	-	176.40	2.40	<b>6,421.90</b>
Capitalisation/ Deletions	(568.80)	(4,396.70)	(189.70)	(520.50)	-	-	(2.40)	<b>(5,678.10)</b>
<b>As at March 31, 2024</b>	<b>4,054.40</b>	<b>3,004.80</b>	<b>2,568.60</b>	<b>4,315.30</b>	<b>-</b>	<b>176.40</b>	<b>-</b>	<b>14,119.50</b>
As at April 01, 2024	4,054.40	3,004.80	2,568.60	4,315.30	-	176.40	-	<b>14,119.50</b>
Additions	971.10	1,739.60	708.80	1,534.90	-	1,253.50	-	<b>6,207.90</b>
Capitalisation/ Deletions	(1,835.10)	(1,155.40)	(706.60)	(728.90)	-	672.70	-	<b>(3,753.30)</b>
<b>As at March 31, 2025</b>	<b>3,190.40</b>	<b>3,589.00</b>	<b>2,570.80</b>	<b>5,121.30</b>	<b>-</b>	<b>2,102.60</b>	<b>-</b>	<b>16,574.10</b>
<b>For the Interim Period Reported</b>								
<b>As at April 01, 2024</b>	4,054.40	3,004.80	2,568.60	4,315.30	-	176.40	-	<b>14,119.50</b>
Additions	299.70	1,089.00	361.80	696.60	-	623.40	-	<b>3,070.50</b>
Capitalisation/ Deletions	(210.60)	(361.20)	(854.80)	(291.80)	-	842.40	-	<b>(876.00)</b>
<b>As at September 30, 2024</b>	<b>4,143.50</b>	<b>3,732.60</b>	<b>2,075.60</b>	<b>4,720.10</b>	<b>-</b>	<b>1,642.20</b>	<b>-</b>	<b>16,314.00</b>
<b>As at April 01, 2025</b>	3,190.40	3,589.00	2,570.80	5,121.30	-	2,102.60	-	<b>16,574.10</b>
Additions	394.20	1,284.00	190.20	2,531.40	-	322.50	-	<b>4,722.30</b>
Capitalisation/ Deletions	(253.90)	(427.70)	-	(1,837.30)	-	-	-	<b>(2,518.90)</b>
<b>As at September 30, 2025</b>	<b>3,330.70</b>	<b>4,445.30</b>	<b>2,761.00</b>	<b>5,815.40</b>	<b>-</b>	<b>2,425.10</b>	<b>-</b>	<b>18,777.50</b>
<b>Accumulated Impairment</b>								
As at April 01, 2022	44.70	232.30	7.10	95.10	-	-	-	<b>379.20</b>
Charge for the year	22.40	9.90	4.10	2.70	-	-	-	<b>39.10</b>
Deletions/Adjustments	-	(6.70)	-	(34.20)	-	-	-	<b>(40.90)</b>
<b>As at March 31, 2023</b>	<b>67.10</b>	<b>235.50</b>	<b>11.20</b>	<b>63.60</b>	<b>-</b>	<b>-</b>	<b>-</b>	<b>377.40</b>
As at April 01, 2023	67.10	235.50	11.20	63.60	-	-	-	<b>377.40</b>
Charge for the year	46.90	9.70	4.10	3.40	-	-	-	<b>64.10</b>
Deletions/Adjustments	-	(0.10)	-	-	-	-	-	<b>(0.10)</b>
<b>As at March 31, 2024</b>	<b>114.00</b>	<b>245.10</b>	<b>15.30</b>	<b>67.00</b>	<b>-</b>	<b>-</b>	<b>-</b>	<b>441.40</b>
As at April 01, 2024	114.00	245.10	15.30	67.00	-	-	-	<b>441.40</b>
Charge for the year	-	-	-	-	-	-	-	<b>-</b>
Deletions/Adjustments	31.30	(32.80)	(0.10)	(33.50)	-	-	-	<b>(35.10)</b>
<b>As at March 31, 2025</b>	<b>145.30</b>	<b>212.30</b>	<b>15.20</b>	<b>33.50</b>	<b>-</b>	<b>-</b>	<b>-</b>	<b>406.30</b>
<b>For the Interim Period Reported</b>								
<b>As at April 01, 2024</b>	114.00	245.10	15.30	67.00	-	-	-	<b>441.40</b>
Charge for the year	22.80	4.60	2.10	1.40	-	-	-	<b>30.90</b>
Deletions/Adjustments	(11.50)	(4.40)	-	(4.00)	-	-	-	<b>(19.90)</b>
<b>As at September 30, 2024</b>	<b>125.30</b>	<b>245.30</b>	<b>17.40</b>	<b>64.40</b>	<b>-</b>	<b>-</b>	<b>-</b>	<b>452.40</b>
<b>As at April 01, 2025</b>	145.30	212.30	15.20	33.50	-	-	-	<b>406.30</b>
Charge for the year	-	-	-	(0.60)	-	-	-	<b>(0.60)</b>
Deletions/Adjustments	(95.40)	10.00	-	32.50	-	-	-	<b>(52.90)</b>
<b>As at September 30, 2025</b>	<b>49.90</b>	<b>222.30</b>	<b>15.20</b>	<b>65.40</b>	<b>-</b>	<b>-</b>	<b>-</b>	<b>352.80</b>

**Net Carrying Amount**

As at March 31, 2023	3,846.30	4,285.50	1,299.00	3,567.50	-	-	-	12,998.30
As at March 31, 2024	3,940.40	2,759.70	2,553.30	4,248.30	-	176.40	-	13,678.10
As at March 31, 2025	3,045.10	3,376.70	2,555.60	5,087.80	-	2,102.60	-	16,167.80
As at September 30, 2024	4,018.20	3,487.30	2,058.20	4,655.70	-	1,642.20	-	15,861.60
As at September 30, 2025	3,280.80	4,223.00	2,745.80	5,750.00	-	2,425.10	-	18,424.70

Note:

3.2.1 "Other Mining Infrastructure / Development" shown under Capital Work-in-Progress relates to jobs awaiting completion.

**3.2.2 Ageing schedule for Capital-work-in Progress (Gross):**

Amount in Capital work in Progress as at September 30, 2025					
	Less than 1 year	1-2 years	2-3 years	More than 3 years	Total
<b>Projects in progress:</b>					
Building (including water supply, roads and culverts)	481.50	431.80	1,414.10	1,003.30	3,330.70
Plant and Equipment	1,123.10	1,027.80	1,363.10	931.30	4,445.30
Railway Sidings	106.10	1,230.40	643.60	780.90	2,761.00
Other Mining infrastructure/Development	1,196.30	902.00	919.20	2,732.90	5,750.40
Rail Corridor under Construction	-	-	-	-	-
Solar Project	347.10	1,223.20	854.80	-	2,425.10
Others	-	-	-	-	-
<b>Projects temporarily suspended:</b>					
Kapuria Block				65.00	65.00
<b>Total</b>	<b>3,254.10</b>	<b>4,815.20</b>	<b>5,194.80</b>	<b>5,513.40</b>	<b>18,777.50</b>

Amount in Capital work in Progress as at September 30, 2024					
	Less than 1 year	1-2 years	2-3 years	More than 3 years	Total
<b>Projects in progress:</b>					
Building (including water supply, roads and culverts)	471.30	464.80	397.20	2,810.20	4,143.50
Plant and Equipment	928.70	1,164.70	961.90	677.30	3,732.60
Railway Sidings	364.00	497.30	827.30	387.00	2,075.60
Other Mining infrastructure/Development	666.40	865.40	1,076.00	2,047.30	4,655.10
Rail Corridor under Construction	-	-	-	-	-
Solar Project	1,642.20	-	-	-	1,642.20
Others	-	-	-	-	-
<b>Projects temporarily suspended:</b>					
Kapuria Block				65.00	65.00
<b>Total</b>	<b>4,072.60</b>	<b>2,992.20</b>	<b>3,262.40</b>	<b>5,986.80</b>	<b>16,314.00</b>

Amount in Capital work in Progress as at March 31, 2025					
	Less than 1 year	1-2 years	2-3 years	More than 3 years	Total
<b>Projects in progress:</b>					
Building (including water supply, roads and culverts)	795.80	506.60	205.60	1,682.40	3,190.40
Plant and Equipment	1,193.80	936.30	629.20	829.70	3,589.00
Railway Sidings	445.80	292.70	812.00	1,020.30	2,570.80
Other Mining infrastructure/Development	1,101.50	806.00	1,007.30	2,141.50	5,056.30
Rail Corridor under Construction	-	-	-	-	-
Solar Project	1,242.80	859.80	-	-	2,102.60
Others	-	-	-	-	-
<b>Projects temporarily suspended:</b>					
Kapuria Block				65.00	65.00
<b>Total</b>	<b>4,779.70</b>	<b>3,401.40</b>	<b>2,654.10</b>	<b>5,738.90</b>	<b>16,574.10</b>

Amount in Capital work in Progress as at March 31, 2024					
	Less than 1 year	1-2 years	2-3 years	More than 3 years	Total
<b>Projects in progress:</b>					
Building (including water supply, roads and culverts)	451.90	520.10	239.50	2,842.90	4,054.40
Plant and Equipment	1,030.20	777.90	526.90	669.80	3,004.80
Railway Sidings	1,513.60	439.50	423.90	191.60	2,568.60
Other Mining infrastructure/Development	749.70	1,266.00	1,178.00	1,056.60	4,250.30
Rail Corridor under Construction	-	-	-	-	-
Solar Project	176.40	-	-	-	176.40
Others	-	-	-	-	-
<b>Projects temporarily suspended:</b>					
Kapuria Block				65.00	65.00
<b>Total</b>	<b>3,921.80</b>	<b>3,003.50</b>	<b>2,368.30</b>	<b>4,825.90</b>	<b>14,119.50</b>



	Amount in Capital work in Progress as at March 31, 2023				
	Less than 1 year	1-2 years	2-3 years	More than 3 years	Total
<b>Projects in progress:</b>					
Building (including water supply, roads and	483.00	464.90	592.80	2,372.70	3,913.40
Plant and Equipment	876.40	786.80	729.00	2,128.80	4,521.00
Railway Sidings	608.50	362.40	125.80	213.50	1,310.20
Other Mining infrastructure/Development	1,214.90	1,165.50	229.30	956.40	3,566.10
Rail Corridor under Construction	-	-	-	-	-
Solar Project	-	-	-	-	-
Others	-	-	-	-	-
<b>Projects temporarily suspended:</b>					
Kapuria Block	-	-	-	65.00	65.00
<b>Total</b>	<b>3,182.80</b>	<b>2,779.60</b>	<b>1,676.90</b>	<b>5,736.40</b>	<b>13,375.70</b>

### 3.2.3 Overdue for material capital-work-in progress as at September 30, 2025 (Gross)

	To be completed in			
	Less than 1 year	1-2 years	2-3 years	More than 3 years
<b>Projects in progress:</b>				
<b>Building (including water supply, roads and culverts)</b>				
2 MTPA Bhojudih NLW Washery, 2.5 mtpa Patherdih NLW, 2.5 MTPA MOONIDH	943.70			
<b>Plant and Equipment</b>				
Feeder breaker at Jogtha				31.10
2 MTPA Bhojudih NLW Washery, 2.5 mtpa Patherdih NLW, 2.5 MTPA MOONIDH	1,267.50			
<b>Railway Sidings</b>				
CHP cum SILO, Maheshpur	993.80			
2 MTPA Bhojudih NLW Washery, 2.5 mtpa Patherdih NLW, 2.5 MTPA MOONIDH	1,501.30			
<b>Other Mining infrastructure/Development</b>				
2 MTPA Bhojudih NLW Washery, 2.5 mtpa Patherdih NLW, 2.5 MTPA MOONIDH	1,299.80			
<b>Others</b>				
<b>Total</b>	<b>6,006.10</b>	<b>-</b>	<b>-</b>	<b>31.10</b>

**BHARAT COKING COAL LIMITED**  
**CIN - U10101JH1972GOI000918**  
**Notes to Restated Financial Information**

**NOTE 3.3 : Exploration and Evaluation Assets**

(All amounts in ₹ Million, except as otherwise stated)

	Exploration and Evaluation Costs
<b>Gross Carrying Amount:</b>	
As at April 01, 2022	1,856.50
Additions	9.10
Transfer to Capital Work in Progress/ Deletions	(126.80)
<b>As at March 31, 2023</b>	<b>1,738.80</b>
As at April 01, 2023	1,738.80
Additions	81.70
Transfer to Capital Work in Progress/ Deletions	(2.40)
<b>As at March 31, 2024</b>	<b>1,818.10</b>
As at April 01, 2024	1,818.10
Additions	645.30
Transfer to Capital Work in Progress/ Deletions	-
<b>As at March 31, 2025</b>	<b>2,463.40</b>
<b>For the Interim Period Reported</b>	
<b>As at April 01, 2024</b>	1,818.10
Additions	19.60
Transfer to Capital Work in Progress/ Deletions	
<b>As at September 30, 2024</b>	<b>1,837.70</b>
<b>As at April 01, 2025</b>	2,463.40
Additions	0.90
Transfer to Capital Work in Progress/ Deletions	(1,754.80)
<b>As at September 30, 2025</b>	<b>709.50</b>
<b>Accumulated Impairment</b>	
As at April 01, 2022	185.20
Charge for the year	-
Deletions/Adjustments	-
<b>As at March 31, 2023</b>	<b>185.20</b>
As at April 01, 2023	185.20
Charge for the year	-
Deletions/Adjustments	-
<b>As at March 31, 2024</b>	<b>185.20</b>
As at April 01, 2024	185.20
Charge for the year	-
Deletions/Adjustments	-
<b>As at March 31, 2025</b>	<b>185.20</b>
<b>For the Interim Period Reported</b>	
<b>As at April 01, 2024</b>	185.20
Charge for the year	-
Deletions/Adjustments	-
<b>As at September 30, 2024</b>	<b>185.20</b>
<b>As at April 01, 2025</b>	185.20
Charge for the year	-
Deletions/Adjustments	-
<b>As at September 30, 2025</b>	<b>185.20</b>
<b>Net Carrying Amount</b>	
<b>As at March 31, 2023</b>	<b>1,553.60</b>
<b>As at March 31, 2024</b>	<b>1,632.90</b>
<b>As at March 31, 2025</b>	<b>2,278.20</b>
<b>As at September 30, 2024</b>	<b>1,652.50</b>
<b>As at September 30, 2025</b>	<b>524.30</b>

**(a) Ageing schedule for exploration and evaluation (Gross)**

	Amount in Exploration & Evaluation as at September 30, 2025				
	Less than 1 year	1-2 years	2-3 years	More than 3 years	Total
Projects in progress:	0.90	-	-	68.50	69.40
Projects temporarily suspended :					
Kalyaneshwari Project			185.20	454.90	640.10
<b>Total</b>	<b>0.90</b>	<b>-</b>	<b>185.20</b>	<b>523.40</b>	<b>709.50</b>

	Amount in Exploration & Evaluation as at September 30, 2024				
	Less than 1 year	1-2 years	2-3 years	More than 3 years	Total
Projects in progress:	61.60	1,067.60	-	523.30	1,652.50
Projects temporarily suspended :					
Kalyaneshwari Project			185.20		185.20
<b>Total</b>	<b>61.60</b>	<b>1,067.60</b>	<b>185.20</b>	<b>523.30</b>	<b>1,837.70</b>

	Amount in Exploration & Evaluation as at March 31, 2025				
	Less than 1 year	1-2 years	2-3 years	More than 3 years	Total
Projects in progress:	687.20	1,067.60	-	523.40	2,278.20
Projects temporarily suspended :					
Kalyaneshwari Project			185.20		185.20
<b>Total</b>	<b>687.20</b>	<b>1,067.60</b>	<b>185.20</b>	<b>523.40</b>	<b>2,463.40</b>

	Amount in Exploration & Evaluation as at March 31, 2024				
	Less than 1 year	1-2 years	2-3 years	More than 3 years	Total
Projects in progress:	79.30	1,030.20	-	523.40	1,632.90
Projects temporarily suspended :					
Kalyaneshwari Project			185.20		185.20
<b>Total</b>	<b>79.30</b>	<b>1,030.20</b>	<b>185.20</b>	<b>523.40</b>	<b>1,818.10</b>

	Amount in Exploration & Evaluation as at March 31, 2023				
	Less than 1 year	1-2 years	2-3 years	More than 3 years	Total
Projects in progress:	227.40	802.80	-	523.40	1,553.60
Projects temporarily suspended :					
Kalyaneshwari Project			185.20		185.20
<b>Total</b>	<b>227.40</b>	<b>802.80</b>	<b>185.20</b>	<b>523.40</b>	<b>1,738.80</b>

**(b) Overdue material Exploration and Evaluation as at September 30, 2025**

	To be completed in			
	Less than 1 year	1-2 years	2-3 years	More than 3 years
Projects in progress:				
<b>Total</b>	<b>-</b>	<b>-</b>	<b>-</b>	<b>-</b>

**BHARAT COKING COAL LIMITED**  
**CIN - U10101JH1972GOI000918**  
**Notes to Restated Financial Information**

**NOTE 3.4 : INTANGIBLE ASSETS**

(All amounts in ₹ Million, except as otherwise stated)

	Computer Software	Intangible Exploratory Assets	Rail Corridor	Others	Total
<b>Gross Carrying Amount:</b>					
As at April 01, 2022	-	-	-	-	-
Additions	185.80	-	-	-	185.80
Deletions/Adjustments	-	-	-	-	-
<b>As at March 31, 2023</b>	<b>185.80</b>	<b>-</b>	<b>-</b>	<b>-</b>	<b>185.80</b>
As at April 01, 2023	185.80	-	-	-	185.80
Additions	-	-	-	-	-
Deletions/Adjustments	-	-	-	-	-
<b>As at March 31, 2024</b>	<b>185.80</b>	<b>-</b>	<b>-</b>	<b>-</b>	<b>185.80</b>
As at April 01, 2024	185.80	-	-	-	185.80
Additions	-	-	-	-	-
Deletions/Adjustments	(1.20)	-	-	-	(1.20)
<b>As at March 31, 2025</b>	<b>184.60</b>	<b>-</b>	<b>-</b>	<b>-</b>	<b>184.60</b>
<b>For the Interim Period Reported</b>					
<b>As at April 01, 2024</b>	185.80	-	-	-	185.80
Additions	-	-	-	-	-
Deletions/Adjustments	-	-	-	-	-
<b>As at September 30, 2024</b>	<b>185.80</b>	<b>-</b>	<b>-</b>	<b>-</b>	<b>185.80</b>
<b>As at April 01, 2025</b>	184.60	-	-	-	184.60
Additions	-	-	-	-	-
Deletions/Adjustments	-	-	-	-	-
<b>As at September 30, 2025</b>	<b>184.60</b>	<b>-</b>	<b>-</b>	<b>-</b>	<b>184.60</b>
<b>Accumulated Amortisation and Impairment</b> <sup>3.4.1</sup>					
As at April 01, 2022	-	-	-	-	-
Charge for the year	29.00	-	-	-	29.00
Deletions/Adjustments	-	-	-	-	-
<b>As at March 31, 2023</b>	<b>29.00</b>	<b>-</b>	<b>-</b>	<b>-</b>	<b>29.00</b>
As at April 01, 2023	29.00	-	-	-	29.00
Charge for the year	30.20	-	-	-	30.20
Deletions/Adjustments	-	-	-	-	-
<b>As at March 31, 2024</b>	<b>59.20</b>	<b>-</b>	<b>-</b>	<b>-</b>	<b>59.20</b>
As at April 01, 2024	59.20	-	-	-	59.20
Charge for the year	27.20	-	-	-	27.20
Deletions/Adjustments	3.30	-	-	-	3.30
<b>As at March 31, 2025</b>	<b>89.70</b>	<b>-</b>	<b>-</b>	<b>-</b>	<b>89.70</b>
<b>For the Interim Period Reported</b>					
<b>As at April 01, 2024</b>	59.20	-	-	-	59.20
Additions	15.00	-	-	-	15.00
Deletions/Adjustments	3.80	-	-	-	3.80
<b>As at September 30, 2024</b>	<b>78.00</b>	<b>-</b>	<b>-</b>	<b>-</b>	<b>78.00</b>
<b>As at April 01, 2025</b>	89.70	-	-	-	89.70
Additions	15.40	-	-	-	15.40
Deletions/Adjustments	-	-	-	-	-
<b>As at September 30, 2025</b>	<b>105.10</b>	<b>-</b>	<b>-</b>	<b>-</b>	<b>105.10</b>
<b>Net Carrying Amount</b>					
<b>As at March 31, 2023</b>	<b>156.80</b>	<b>-</b>	<b>-</b>	<b>-</b>	<b>156.80</b>
<b>As at March 31, 2024</b>	<b>126.60</b>	<b>-</b>	<b>-</b>	<b>-</b>	<b>126.60</b>
<b>As at March 31, 2025</b>	<b>94.90</b>	<b>-</b>	<b>-</b>	<b>-</b>	<b>94.90</b>
<b>As at September 30, 2024</b>	<b>107.80</b>	<b>-</b>	<b>-</b>	<b>-</b>	<b>107.80</b>
<b>As at September 30, 2025</b>	<b>79.30<sup>4</sup></b>	<b>-</b>	<b>-</b>	<b>-</b>	<b>79.50</b>

Note:

**3.4.1. Movement in accumulated impairment**

	Computer Software	Intangible Exploratory Assets	Rail Corridor	Others	Total
As at April 01, 2022	-	-	-	-	-
Charge for the year	-	-	-	-	-
Deletions/Adjustments	-	-	-	-	-
<b>As at March 31, 2023</b>	-	-	-	-	-
As at April 01, 2023	-	-	-	-	-
Charge for the year	-	-	-	-	-
Deletions/Adjustments	-	-	-	-	-
<b>As at March 31, 2024</b>	-	-	-	-	-
As at April 01, 2024	-	-	-	-	-
Charge for the year	-	-	-	-	-
Deletions/Adjustments	-	-	-	-	-
<b>As at March 31, 2025</b>	-	-	-	-	-
As at April 01, 2024	-	-	-	-	-
Charge for the year	-	-	-	-	-
Deletions/Adjustments	-	-	-	-	-
<b>As at September 30, 2024</b>	-	-	-	-	-
As at April 01, 2025	-	-	-	-	-
Charge for the year	-	-	-	-	-
Deletions/Adjustments	-	-	-	-	-
<b>As at September 30, 2025</b>	-	-	-	-	-

**BHARAT COKING COAL LIMITED**  
**CIN - U10101JH1972GOI000918**  
**Notes to Restated Financial Information**

**NOTE 3.5 : INTANGIBLE ASSETS UNDER DEVELOPMENT**  
(All amounts in ₹ Million, except as otherwise stated)

	ERP Under Development	Total
<b>Gross Carrying Amount:</b>		
As at April 01, 2022	185.80	<b>185.80</b>
Additions	-	-
Capitalisation/ Deletions	(185.80)	<b>(185.80)</b>
<b>As at March 31, 2023</b>	-	-
As at April 01, 2023	-	-
Additions	-	-
Capitalisation/ Deletions	-	-
<b>As at March 31, 2024</b>	-	-
As at April 01, 2024	-	-
Additions	-	-
Capitalisation/ Deletions	-	-
<b>As at March 31, 2025</b>	-	-
<b>For the Interim Period Reported</b>		
<b>As at April 01, 2024</b>	-	-
Additions	-	-
Capitalisation/ Deletions	-	-
<b>As at September 30, 2024</b>	-	-
<b>As at April 01, 2025</b>	-	-
Additions	-	-
Capitalisation/ Deletions	-	-
<b>As at September 30, 2025</b>	-	-
<b>Accumulated Impairment</b>		
As at April 01, 2022	-	-
Charge for the year	-	-
Deletions/Adjustments	-	-
<b>As at March 31, 2023</b>	-	-
As at April 01, 2023	-	-
Charge for the year	-	-
Deletions/Adjustments	-	-
<b>As at March 31, 2024</b>	-	-
As at April 01, 2024	-	-
Charge for the year	-	-
Deletions/Adjustments	-	-
<b>As at March 31, 2025</b>	-	-
<b>For the Interim Period Reported</b>		
<b>As at April 01, 2024</b>	-	-
Charge for the year	-	-
Deletions/Adjustments	-	-
<b>As at September 30, 2024</b>	-	-
<b>As at April 01, 2025</b>	-	-
Charge for the year	-	-
Deletions/Adjustments	-	-
<b>As at September 30, 2025</b>	-	-
<b>Net Carrying Amount</b>		
<b>As at March 31, 2023</b>	-	-
<b>As at March 31, 2024</b>	-	-
<b>As at March 31, 2025</b>	-	-
<b>As at September 30, 2024</b>	-	-
<b>As at September 30, 2025</b>	-	-

Note:

### 3.5.1 Intangible Assets under Development

#### (a) Ageing schedule for intangible assets under development

	Amount in Intangible assets under development as at September 30, 2025				
	Less than 1 year	1-2 years	2-3 years	More than 3 years	Total
Projects in progress:					
					-
Projects temporarily suspended :					
Project Name					-
Total	-	-	-	-	-

	Amount in Intangible assets under development as at September 30, 2024				
	Less than 1 year	1-2 years	2-3 years	More than 3 years	Total
Projects in progress:					
					-
Projects temporarily suspended :					
Project Name					-
Total	-	-	-	-	-

	Amount in Intangible assets under development as at March 31, 2025				
	Less than 1 year	1-2 years	2-3 years	More than 3 years	Total
Projects in progress:					
					-
Projects temporarily suspended :					
Project Name					-
Total	-	-	-	-	-

	Amount in Intangible assets under development as at March 31, 2024				
	Less than 1 year	1-2 years	2-3 years	More than 3 years	Total
Projects in progress:					
					-
Projects temporarily suspended :					
Project Name					-
Total	-	-	-	-	-

	Amount in Intangible assets under development as at March 31, 2023				
	Less than 1 year	1-2 years	2-3 years	More than 3 years	Total
Projects in progress:					
					-
Projects temporarily suspended :					
Project Name					-
Total	-	-	-	-	-

#### (b) Overdue Intangible Assets under development (in respect of time and budget)

	To be completed in			
	Less than 1 year	1-2 years	2-3 years	More than 3 years
ERP under development				
Total	-	-	-	-

**BHARAT COKING COAL LIMITED**  
**CIN - U10101JH1972GOI000918**  
**Notes to Restated Financial Information**

**NOTE - 4.1 INVESTMENTS**

	(All amounts in ₹ Million, except as otherwise stated)				
	As at September 30, 2025	As at September 30, 2024	As at March 31, 2025	As at March 31, 2024	As at March 31, 2023
<b><u>Non Current</u></b>					
Investment in Co-operative shares (Unquoted)	-	-	-	-	-
Investment in Secured Bonds (Quoted)	-	-	-	-	-
<b>Total :</b>	-	-	-	-	-
<b><u>Current</u></b>					
Mutual Fund (Unquoted)	-	22.60	4.10	2,665.20	797.20
Others (Secured Bonds etc)	-	-	-	-	-
<b>Total :</b>	-	<b>22.60</b>	<b>4.10</b>	<b>2,665.20</b>	<b>797.20</b>

**Note:**

**4.1.1 Detail of market value of Quoted/Unquoted Investment**

	Non-Current				
	As at September 30, 2025	As at September 30, 2024	As at March 31, 2025	As at March 31, 2024	As at March 31, 2023
Aggregate amount of unquoted investments:	-	-	-	-	-
Aggregate of Quoted Investment:	-	-	-	-	-
Market value of Quoted Investment:	-	-	-	-	-
Aggregate amount of impairment in value of investments:	-	-	-	-	-

	Current				
	As at September 30, 2025	As at September 30, 2024	As at March 31, 2025	As at March 31, 2024	As at March 31, 2023
Aggregate amount of unquoted investments:	-	22.60	4.10	2,665.20	797.20
Aggregate of Quoted Investment:	-	22.60	4.10	2,665.20	797.20
Market value of Quoted Investment:	-	-	-	-	-
Aggregate amount of impairment in value of investments:	-	-	-	-	-

**4.1.2** Refer note 16 (3) (a) for fair value measurement and note 16 (3) (b) classification

**4.1.3 Details of Investment in Mutual Fund (Unquoted)**

Particulars	As at September 30, 2025			As at September 30, 2024		
	Units	NAV (in ₹)	Value (₹ in Millions)	Units	NAV (in ₹)	Value (₹ in Millions)
SBI Mutual Fund - Overnight	-	-	-	44.845	4023.46	0.20
SBI Mutual Fund - Ultra Magnum	-	-	-	-	-	-
SBI Mutual Fund - Liquid Fund	-	-	-	100.060	3915.82	0.40
Canara Robeco Mutual Fund	-	-	-	39.430	2999.09	0.10
Union KBC Mutual Fund	-	-	-	47.589	2413.53	0.10
BOI AXA Mutual Fund	-	-	-	7524.979	2882.21	21.70
Bank of Baroda Mutual Fund	-	-	-	44.763	2885.94	0.10
<b>Total</b>	-	-	-	<b>7801.666</b>		<b>22.60</b>

Particulars	As at March 31, 2025			As at March 31, 2024		
	Units	NAV (in ₹)	Value (₹ in Millions)	Units	NAV (in ₹)	Value (₹ in Millions)
SBI Mutual Fund - Overnight	896.034	4153.3005	3.70	513851.71	3895.78	2001.90
SBI Mutual Fund - Ultra Magnum	-	-	-	-	-	-
SBI Mutual Fund - Liquid Fund	18.194	4055.9471	0.10	171570.56	3779.28	648.40
Canara Robeco Mutual Fund	19.737	3108.1073	0.10	19.05	2893.53	0.10
Union KBC Mutual Fund	39.986	2501.547	0.10	6301.69	2328.52	14.70
BOI AXA Mutual Fund	5.853	2986.6787	-	-	-	-
Bank of Baroda Mutual Fund	29.657	2990.6861	0.10	33.47	2784.78	0.10
<b>Total</b>	<b>1009.461</b>		<b>4.10</b>	<b>691776.48</b>		<b>2665.20</b>

Particulars	As at March 31, 2023		
	Units	NAV (in ₹)	Value (₹ in Millions)
SBI Mutual Fund - Overnight	13.084	3649.2457	0.05
SBI Mutual Fund - Ultra Magnum	-	-	-
SBI Mutual Fund - Liquid Fund	181020.256	3523.303	637.79
Canara Robeco Mutual Fund	13788.945	2696.7127	37.18
Union KBC Mutual Fund	11395.583	2169.4479	24.72
BOI AXA Mutual Fund	-	-	-
Bank of Baroda Mutual Fund	37551.993	2595.4887	97.46
<b>Total</b>	<b>243769.861</b>		<b>797.20</b>



**BHARAT COKING COAL LIMITED**  
**CIN - U10101JH1972GOI000918**  
**Notes to Restated Financial Information**

**NOTE - 4.2 : LOANS**

	(All amounts in ₹ Million, except as otherwise stated)				
	As at September 30, 2025	As at September 30, 2024	As at March 31, 2025	As at March 31, 2024	As at March 31, 2023
<b>Non-Current</b>					
<b>Loans to related parties</b>					
- Secured, considered good	-	-	-	-	-
- Unsecured, considered good	-	-	-	-	-
- Have significant increase in credit risk	-	-	-	-	-
- Credit impaired	-	-	-	-	-
	-	-	-	-	-
Less: Allowance for doubtful loans <sup>4.2.1</sup>	-	-	-	-	-
	-	-	-	-	-
<b>Loans to body corporate and employees</b>					
- Secured, considered good	1.40	-	-	-	-
- Unsecured, considered good	-	-	-	-	-
- Have significant increase in credit risk	-	-	-	-	-
- Credit impaired	-	-	-	-	-
	1.40	-	-	-	-
Less: Allowance for doubtful loans <sup>4.2.1</sup>	-	-	-	-	-
	1.40	-	-	-	-
Deferred Asset on Non Interest Bearing Advance	-	-	-	-	-
<b>TOTAL</b>	<b>1.40</b>	<b>-</b>	<b>-</b>	<b>-</b>	<b>-</b>
<b>Current</b>					
<b>Loans to related parties</b>					
- Secured, considered good	-	-	-	-	-
- Unsecured, considered good	-	-	-	-	-
- Have significant increase in credit risk	-	-	-	-	-
- Credit impaired	-	-	-	-	-
	-	-	-	-	-
Less: Allowance for doubtful loans <sup>4.2.1</sup>	-	-	-	-	-
	-	-	-	-	-
<b>Loans to other than related parties</b>					
<b>Loans to body corporate and employees</b>					
- Secured, considered good	-	-	-	-	-
- Unsecured, considered good	-	-	-	-	-
- Have significant increase in credit risk	-	-	-	-	-
- Credit impaired	-	-	-	-	-
	-	-	-	-	-
Less: Allowance for doubtful loans <sup>4.2.1</sup>	-	-	-	-	-
	-	-	-	-	-
<b>TOTAL</b>	<b>-</b>	<b>-</b>	<b>-</b>	<b>-</b>	<b>-</b>
<b>4.2.1 The details of movement in Allowance for doubtful loans balances (Current and Non-Current)</b>					
	As at September 30, 2025	As at September 30, 2024	As at March 31, 2025	As at March 31, 2024	As at March 31, 2023
Balance at the beginning of the year	-	-	-	-	-
Recognised during the year	-	-	-	-	-
Write back during the year	-	-	-	-	-
Balance at the end of the year	-	-	-	-	-

**BHARAT COKING COAL LIMITED**  
**CIN - U10101JH1972GOI000918**  
**Notes to Restated Financial Information**

**NOTE - 4.3 : TRADE RECEIVABLES**

(All amounts in ₹ Million, except as otherwise stated)					
	As at September 30, 2025	As at September 30, 2024	As at March 31, 2025	As at March 31, 2024	As at March 31, 2023
Secured, considered good <sup>4.3.4</sup>	66.70	67.70	79.50	66.70	66.70
Unsecured, considered good <sup>4.3.3 &amp; 4.3.6</sup>	21,958.50	14,423.00	18,398.10	13,265.80	12,444.80
Have significant increase in credit risk			-	-	-
Credit impaired					
	22025.20	14490.70	18477.60	13332.50	12511.50
Less : Allowance for expected credit loss <sup>4.3.1</sup>				-	-
<b>Total</b>	<b>22025.20</b>	<b>14490.70</b>	<b>18477.60</b>	<b>13332.50</b>	<b>12511.50</b>

Note:

**4.3.1 The details of movement in Allowance for expected credit loss:**

	As at September 30, 2025	As at September 30, 2024	As at March 31, 2025	As at March 31, 2024	As at March 31, 2023
Balance at the beginning of the year					
Recognised during the year					
Write back during the year					
Balance at the end of the year					

**4.3.2 For dues from directors - Refer Note 16(2)**

**4.3.3** Trade receivables above is net of Coal quality variance of ₹ 1692.00 Millions as at September 30, 2025, ₹ 5328.40 Millions as at September 30, 2024, ₹ 3703.40 Millions as at March 31, 2025, ₹ 5394.80 Millions as at March 31, 2024 & ₹ 4578.00 Millions as at March 31, 2023.

**4.3.4** Trade Receivables- Secured considered good are secured against Bank Guarantee.

**4.3.5** The company has used the practical expedient by computing the expected credit loss allowance based on a provision matrix in determining allowance for credit losses of trade receivables. The provision matrix takes into account historical credit loss experience and forward looking information. The expected credit loss allowance is based on ageing of receivables that are due and the rates used in provision matrix.

**4.3.6** Trade Receivables: Unsecured considered good includes an amount of ₹ 1939.90 Millions as at September 30, 2025, ₹ 1782.30 Millions as at September 30, 2024, ₹ 1870.80 Millions as at March 31, 2025, ₹ 1615.80 Millions as at March 31, 2024 & ₹ 1394.20 Millions as at March 31, 2023 receivable from SAIL on account of Bazaar Fee with a corresponding outstanding Statutory Liability.

**Trade Receivables ageing schedule as at September 30, 2025**

Particulars	Unbilled Dues	Outstanding for following periods from transaction date					Total
		Less than 6 months	6 months 1 year	1-2 years	2-3 years	More than 3 years	
(i) Undisputed Trade receivables – considered good	3625.20	14496.80	472.20	367.70	1216.00	1808.30	21,986.20
(ii) Undisputed Trade Receivables – which have significant increase in credit risk							-
(iii) Undisputed Trade Receivables – credit impaired							-
(iv) Disputed Trade Receivables– considered good						39.00	39.00
(v) Disputed Trade Receivables– which have significant increase in credit risk							-
(vi) Disputed Trade Receivables – credit impaired							-
<b>Total</b>	<b>3,625.20</b>	<b>14,496.80</b>	<b>472.20</b>	<b>367.70</b>	<b>1,216.00</b>	<b>1,847.30</b>	<b>22,025.20</b>
<b>Allowance for expected credit loss</b>							-
<b>Expected credit losses (Loss allowance provision) - %</b>							-

**Trade Receivables ageing schedule as at September 30, 2024**

Particulars	Unbilled Dues	Outstanding for following periods from transaction date					Total
		Less than 6 months	6 months 1 year	1-2 years	2-3 years	More than 3 years	
(i) Undisputed Trade receivables – considered good	4089.10	7767.70	1045.90	303.80	99.30	1145.90	14,451.70
(ii) Undisputed Trade Receivables – which have significant increase in credit risk							-
(iii) Undisputed Trade Receivables – credit impaired							-
(iv) Disputed Trade Receivables– considered good						39.00	39.00
(v) Disputed Trade Receivables– which have significant increase in credit risk							-
(vi) Disputed Trade Receivables – credit impaired							-
<b>Total</b>	<b>4,089.10</b>	<b>7,767.70</b>	<b>1,045.90</b>	<b>303.80</b>	<b>99.30</b>	<b>1,184.90</b>	<b>14,490.70</b>
<b>Allowance for expected credit loss</b>							-
<b>Expected credit losses (Loss allowance provision) - %</b>							-

**Trade Receivables ageing schedule as at March 31, 2025**

Particulars	Unbilled Dues	Outstanding for following periods from transaction date					Total
		Less than 6 months	6 months 1 year	1-2 years	2-3 years	More than 3 years	
(i) Undisputed Trade receivables – considered good	3436.10	11303.70	737.90	1230.50	645.30	1085.10	18,438.60
(ii) Undisputed Trade Receivables – which have significant increase in credit risk							-
(iii) Undisputed Trade Receivables – credit impaired							-
(iv) Disputed Trade Receivables– considered good						39.00	39.00
(v) Disputed Trade Receivables– which have significant increase in credit risk							-
(vi) Disputed Trade Receivables – credit impaired							-
<b>Total</b>	<b>3,436.10</b>	<b>11,303.70</b>	<b>737.90</b>	<b>1,230.50</b>	<b>645.30</b>	<b>1,124.10</b>	<b>18,477.60</b>
<b>Allowance for expected credit loss</b>							-
<b>Expected credit losses (Loss allowance provision) - %</b>							-

**Trade Receivables ageing schedule as at March 31, 2024**

Particulars	Unbilled Dues	Outstanding for following periods from transaction date					Total
		Less than 6 months	6 months 1 year	1-2 years	2-3 years	More than 3 years	
(i) Undisputed Trade receivables – considered good	3735.10	6,376.90	67.20	1,968.40	67.80	1,078.10	13,293.50
(ii) Undisputed Trade Receivables – which have significant increase in credit risk		-	-	-	-	-	-
(iii) Undisputed Trade Receivables – credit impaired		-	-	-	-	-	-
(iv) Disputed Trade Receivables– considered good		-	-	-	-	39.00	39.00
(v) Disputed Trade Receivables– which have significant increase in credit risk		-	-	-	-	-	-
(vi) Disputed Trade Receivables – credit impaired		-	-	-	-	-	-
<b>Total</b>	<b>3,735.10</b>	<b>6,376.90</b>	<b>67.20</b>	<b>1,968.40</b>	<b>67.80</b>	<b>1,117.10</b>	<b>13,332.50</b>
<b>Allowance for expected credit loss</b>							-
<b>Expected credit losses (Loss allowance provision) - %</b>							-

**Trade Receivables ageing schedule as at March 31, 2023**

Particulars	Unbilled Dues	Outstanding for following periods from transaction date					Total
		Less than 6 months	6 months 1 year	1-2 years	2-3 years	More than 3 years	
(i) Undisputed Trade receivables – considered good		11,031.00	196.30	99.30	67.80	1,117.10	12,511.50
(ii) Undisputed Trade Receivables – which have significant increase in credit risk		-	-	-	-	-	-
(iii) Undisputed Trade Receivables – credit impaired		-	-	-	-	-	-
(iv) Disputed Trade Receivables– considered good		-	-	-	-	-	-
(v) Disputed Trade Receivables– which have significant increase in credit risk		-	-	-	-	-	-
(vi) Disputed Trade Receivables – credit impaired		-	-	-	-	-	-
<b>Total</b>		<b>11,031.00</b>	<b>196.30</b>	<b>99.30</b>	<b>67.80</b>	<b>1,117.10</b>	<b>12,511.50</b>
<b>Allowance for expected credit loss</b>							-
<b>Expected credit losses (Loss allowance provision) - %</b>							-

**BHARAT COKING COAL LIMITED**  
**CIN - U10101JH1972GOI000918**  
**Notes to Restated Financial Information**

**NOTE - 4.4 : CASH AND CASH EQUIVALENTS**

	(All amounts in ₹ Million, except as otherwise stated)				
	As at September 30, 2025	As at September 30, 2024	As at March 31, 2025	As at March 31, 2024	As at March 31, 2023
Balances with Banks					
- in Deposit Accounts	2,643.30	127.30	189.70	2,261.90	630.00
- in Current Accounts <sup>4.4.4</sup>	1,644.60	4,105.90	1,485.30	596.00	613.40
Bank Balances outside India	-	-	-	-	-
ICDs with Primary Dealers <sup>4.4.1</sup>	-	-	-	-	4,200.00
Cheques, Drafts and Stamps in hand	-	-	-	-	0.80
Cash on hand	-	-	-	-	-
Cash on hand outside India	-	-	-	-	-
Others <sup>4.4.2</sup>	0.80	0.70	0.40	0.30	5.20
<b>TOTAL</b>	<b>4,288.70</b>	<b>4,233.90</b>	<b>1,675.40</b>	<b>2,858.20</b>	<b>5,449.40</b>

**Note:**

**4.4.1** ICDs with Primary Dealers are Inter-Corporate Deposits accepted by the Primary Dealers with an original maturity between 7 to 31 days from the date of investment.

**4.4.2** Others include Imprest balances.

**4.4.3** Cash and cash equivalents comprises cash on hand and at bank, sweep accounts and term deposits held with banks with original maturities of three months or less.

**4.4.4** Includes ₹ 2.80 Millions as at September 30, 2025, ₹ 5.10 Millions as at September 30, 2024, ₹ 1.00 Millions as at March 31, 2025, ₹ 3.30 Millions as at March 31, 2024 and ₹ 5.00 Millions as at March 31, 2023 lying in Axis bank against EMD Pool Account.

**BHARAT COKING COAL LIMITED**  
**CIN - U10101JH1972GOI000918**  
**Notes to Restated Financial Information**  
**NOTE - 4.5 : OTHER BANK BALANCES**

	(All amounts in ₹ Million, except as otherwise stated)				
	As at September 30, 2025	As at September 30, 2024	As at March 31, 2025	As at March 31, 2024	As at March 31, 2023
<b>Balances with Banks</b>					
Deposit accounts	6,096.20	7,200.00	9,100.00	6,100.00	5,600.00
Deposit accounts for specific purpose <sup>4.5.1 &amp; 4.5.5</sup>	405.70	509.70	523.10	488.10	492.60
Mine Closure Plan	-	-	-	-	-
CSR Fund for ongoing projects	-	-	-	-	-
Shifting and Rehabilitation Fund scheme	-	-	-	-	-
Escrow Account for Buyback of Shares	-	-	-	-	-
Unpaid dividend accounts	-	-	-	-	-
Dividend accounts	-	-	-	-	-
<b>Total</b>	<b>6,501.90</b>	<b>7,709.70</b>	<b>9,623.10</b>	<b>6,588.10</b>	<b>6,092.60</b>

**Note:**

**4.5.1** Deposit for specific purposes are bank deposits held under lien/earmarked as per courts order, e-procurement account/GeM account, Escrow accounts for MDO contracts and others.

**4.5.2** Other Bank Balances include deposits for specific purposes which are bank deposits held under lien/earmarked as per courts order and for other specific purposes and bank deposits, which are expected to realise in cash within 12 months after the reporting date.

**4.5.3** Deposit Account with maturity more than 3 months but within 12 months includes Fixed Deposit pledged with Bank as margin money for Bank guarantee.

**4.5.4** An amount of ₹ 15.00 Millions was realised from the explosive suppliers for the period from 01.03.2006 to 30.06.2006 on account of price differences. In the light of the decision given by the Hon'ble High Court, Kolkata, the amount was deposited as Fixed Deposit with different Banks at different rates of interest on each maturity. The last Matured value of ₹ 42.80 Millions (Excl. accrued interest of ₹ 0.50 Millions) was further re-deposited at Union Bank of India on November 02, 2024 @ 7.50% interest p.a. The difference between accrued interest on the said Fixed Deposit and interest @12% p.a. which might be payable in future in view of Hon'ble High Court order amounting to ₹ 50.90 Millions has been considered as contingent liability up to September 30, 2025.

**4.5.5** Includes ₹ 328.00 Millions as at September 30, 2025, ₹ 423.90 Millions as at September 30, 2024, ₹ 434.30 Millions as at March 31, 2025, ₹ 404.90 Millions as at March 31, 2024 and ₹ 416.80 Millions as at March 31, 2023 lying in State Bank of India against GeM Pool Account.

**BHARAT COKING COAL LIMITED**  
**CIN - U10101JH1972GOI000918**  
**Notes to Restated Financial Information**  
**NOTE - 4.6 : OTHER FINANCIAL ASSETS**

(All amounts in ₹ Million, except as otherwise stated)

	As at September 30, 2025	As at September 30, 2024	As at March 31, 2025	As at March 31, 2024	As at March 31, 2023
<b>Non Current</b>					
Security Deposit	125.30	125.30	125.30	140.60	147.90
Less: Allowance for doubtful security deposits <sup>4.6.1</sup>	6.70	6.70	6.70	6.70	6.70
	<b>118.60</b>	<b>118.60</b>	<b>118.60</b>	<b>133.90</b>	<b>141.20</b>
Bank Deposits with more than 12 months maturity	0.10	0.10	0.10	0.10	0.10
Deposits with bank under - Mine Closure Plan <sup>4.6.2</sup>	10,770.20	8,973.60	9,256.20	8,667.30	6,871.90
Deposits with bank under - Shifting & Rehabilitation Fund scheme <sup>4.6.3</sup>	-	-	-	-	-
	<b>10,770.30</b>	<b>8,973.70</b>	<b>9,256.30</b>	<b>8,667.40</b>	<b>6,872.00</b>
Finance Lease receivables <sup>4.6.4</sup>	-	-	-	-	-
Other Deposit and Receivables	821.00	1,489.60	814.10	64.90	45.40
Less : Allowance for doubtful deposits & receivables <sup>4.6.1</sup>	-	-	-	-	-
	<b>821.00</b>	<b>1,489.60</b>	<b>814.10</b>	<b>64.90</b>	<b>45.40</b>
<b>TOTAL</b>	<b>11,709.90</b>	<b>10,581.90</b>	<b>10,189.00</b>	<b>8,866.20</b>	<b>7,058.60</b>
<b>Current</b>					
Security deposits	-	-	-	-	-
Less : Allowance for doubtful security deposits <sup>4.6.1</sup>	-	-	-	-	-
	-	-	-	-	-
Balance with Indian Institute of Coal Management (IICM)	-	-	-	-	-
Interest accrued	319.50	271.90	245.40	140.90	108.80
Finance lease receivables <sup>4.6.4</sup>	-	-	-	-	-
Other Deposit and Receivables	3,639.30	572.00	2,146.00	645.60	530.60
Less : Allowance for doubtful deposits & receivables <sup>4.6.1</sup>	49.50	49.50	49.50	49.50	49.50
	<b>3,589.80</b>	<b>522.50</b>	<b>2,096.50</b>	<b>596.10</b>	<b>481.10</b>
<b>TOTAL</b>	<b>3,909.30</b>	<b>794.40</b>	<b>2,341.90</b>	<b>737.00</b>	<b>589.90</b>

**Note:**

**4.6.1 The details of movement in Allowance for bad and doubtful deposit and receivables (Current and Non-Current)**

	As at September 30, 2025	As at September 30, 2024	As at March 31, 2025	As at March 31, 2024	As at March 31, 2023
Balance at the beginning of the year	56.20	56.20	56.20	56.20	56.20
Recognised during the year	-	-	-	-	-
Write back during the year	-	-	-	-	-
Balance at the end of the year	<b>56.20</b>	<b>56.20</b>	<b>56.20</b>	<b>56.20</b>	<b>56.20</b>

**4.6.2 Deposit with bank under Mine Closure Plan**

Following the guidelines from Ministry of Coal, Government of India for preparation of Mine Closure Plan, an Escrow Account has been opened. As per MCP guidelines dated January 31, 2025 upto 50% of the total amount deposited excluding interest in the escrow account may be released after every year based on work done towards mine closure and after every five year up to 50% of the total deposit including interest accrued in the escrow account may be released in line with the periodic examination of the closure plan as per the Guidelines. However the year in which 5 yearly reimbursement is claimed, the yearly reimbursement will not be applicable (Refer Note 9.1 for Provision for Site Restoration/Mine Closure).

	As at September 30, 2025	As at September 30, 2024	As at March 31, 2025	As at March 31, 2024	As at March 31, 2023
Opening Balance in Escrow Account	9,256.20	8,667.30	8,667.30	6,871.90	5,928.10
Add: Amount deposited during Year	1,282.00	12.20	12.20	1,346.10	698.10
Add: Interest Credited during the year (Net of TDS)	321.90	294.60	598.80	449.30	245.70
Less: Amount Withdrawn during year	89.90	0.50	22.10	-	-
Balance in Escrow Account on Closing date	<b>10,770.20</b>	<b>8,973.60</b>	<b>9,256.20</b>	<b>8,667.30</b>	<b>6,871.90</b>

**4.6.3 Deposit in Bank under Shifting and Rehabilitation Fund scheme**

Following the direction of the Ministry of Coal the company has setup a fund for implementation of action plan for shifting and rehabilitation dealing with fire and stabilization of unstable areas of Bharat Coking Coal Limited. The fund is utilized based on implementation of approved projects in this respect.

The coal producing subsidiaries of CIL are making a contribution of ₹ 6 per tonne of their respective coal despatch per annum to this fund, which remains in the custody of CIL, till they are disbursed/utilised by subsidiaries/agencies implementing the relevant projects.

**4.6.4 Lease**

**Finance Lease**

(i) Amounts recognised in profit and loss account in respect of Lease Receivables:

Particulars	As at September 30, 2025	As at September 30, 2024	As at March 31, 2025	As at March 31, 2024	As at March 31, 2023
Lease Income					
Income relating to variable lease payments that do not depend on an index or a rate					
<b>Total</b>					

(ii) Undiscounted lease payments to be received on an annual basis for a minimum of each of the first five years and for the remaining years:

Particulars	As at September 30, 2025	As at September 30, 2024	As at March 31, 2025	As at March 31, 2024	As at March 31, 2023
Less than One Year					
Between one and two years					
Between two and three years					
Between three and four years					
Between four and five years					
More than five years					
<b>Total</b>					

**Operating Lease**

(iii) Amounts recognised in profit and loss account in respect of Lease Receivables:

Particulars	As at September 30, 2025	As at September 30, 2024	As at March 31, 2025	As at March 31, 2024	As at March 31, 2023
Lease Income					
Income relating to variable lease payments that do not depend on an index or a rate					
<b>Total</b>					

(iv) Undiscounted lease payments to be received on an annual basis for a minimum of each of the first five years and for the remaining years:

Particulars	As at September 30, 2025	As at September 30, 2024	As at March 31, 2025	As at March 31, 2024	As at March 31, 2023
Less than One Year					
Between one and two years					
Between two and three years					
Between three and four years					
Between four and five years					
More than five years					
<b>Total</b>					

(v) Changes in the carrying value of assets given on Operating Lease as at September 30, 2025:

Particular	Net Carrying Value at the beginning of the year	Addition during the year / period	Deletion during the year / period	Net Carrying Value at the closing of the year	Depreciation/ Amortisation for the year
Land					
Building					
Plant and Equipment					
Furniture and Fixtures					
Vehicles					
Office Equipment					
Telecommunication					
Railway Sidings					
Rail Corridor					
Intangible Assets					

(vi) Changes in the carrying value of assets given on Operating Lease as at September 30, 2024:

Particular	Net Carrying Value at the beginning of the year	Addition during the year / period	Deletion during the year / period	Net Carrying Value at the closing of the year	Depreciation/ Amortisation for the year
Land					
Building					
Plant and Equipment					
Furniture and Fixtures					
Vehicles					
Office Equipment					
Telecommunication					
Railway Sidings					
Rail Corridor					
Intangible Assets					

(vii) Changes in the carrying value of assets given on Operating Lease as at March 31, 2025:

Particular	Net Carrying Value at the beginning of the year	Addition during the year / period	Deletion during the year / period	Net Carrying Value at the closing of the year	Depreciation/ Amortisation for the year
Land					
Building					
Plant and Equipment					
Furniture and Fixtures					
Vehicles					
Office Equipment					
Telecommunication					
Railway Sidings					
Rail Corridor					
Intangible Assets					

(viii) Changes in the carrying value of assets given on Operating Lease as at March 31, 2024:

Particular	Net Carrying Value at the beginning of the year	Addition during the year / period	Deletion during the year / period	Net Carrying Value at the closing of the year	Depreciation/ Amortisation for the year
Land					
Building					
Plant and Equipment					
Furniture and Fixtures					
Vehicles					
Office Equipment					
Telecommunication					
Railway Sidings					
Rail Corridor					
Intangible Assets					

(ix) Changes in the carrying value of assets given on Operating Lease as at March 31, 2023:

Particular	Net Carrying Value at the beginning of the year	Addition during the year / period	Deletion during the year / period	Net Carrying Value at the closing of the year	Depreciation/ Amortisation for the year
Land					
Building					
Plant and Equipment					
Furniture and Fixtures					
Vehicles					
Office Equipment					
Telecommunication					
Railway Sidings					
Rail Corridor					
Intangible Assets					

**BHARAT COKING COAL LIMITED**  
**CIN - U10101JH1972GOI000918**  
**Notes to Restated Financial Information**

**NOTE - 5.1 : INVENTORIES**

(All amounts in ₹ Million, except as otherwise stated)

	As at September 30, 2025	As at September 30, 2024	As at March 31, 2025	As at March 31, 2024	As at March 31, 2023
Coal (Finished Goods)	20,168.10	16,814.20	21,186.00	15,579.20	12,156.60
Coal at Development Projects <sup>5.1.4</sup>	-	-	19.00	-	136.50
Less: Provision for diminution in value <sup>5.1.1</sup>	1,964.80	2,912.80	2,921.40	2,935.00	2,948.50
	<b>18,203.30</b>	<b>13,901.40</b>	<b>18,283.60</b>	<b>12,644.20</b>	<b>9,344.60</b>
Stores, Spares & other inventories <sup>5.1.2 and 5.1.3</sup>	1,965.00	1,877.20	1,962.40	1,809.30	1,575.50
Less: Provision for slow-moving, non-moving, and obsolete inventories	650.70	638.40	644.60	637.70	629.50
	1,314.30	1,238.80	1,317.80	1,171.60	946.00
<b>Total</b>	<b>19,517.60</b>	<b>15,140.20</b>	<b>19,601.40</b>	<b>13,815.80</b>	<b>10,290.60</b>
<b>Note:</b>					
<b>5.1.1 The details of movement in provision for diminution in value</b>					
Balance at the beginning of the year	2,921.40	2,935.00	2,935.00	2,948.50	3,026.00
Recognised during the year	9.90	1.70	7.50	9.40	-
Derecognised during the year	966.50	23.90	21.10	22.90	77.50
Balance at the end of the year	<b>1,964.80</b>	<b>2,912.80</b>	<b>2,921.40</b>	<b>2,935.00</b>	<b>2,948.50</b>
	-	-	-	-	-
<b>5.1.2 The inventory of stores and spares comprises items that fall into the categories of slow-moving, non-moving, and obsolete. Impairment allowances are recognized for these items as per the company's policy.</b>					
<b>The details of movement in impairment allowance for slow-moving, non-moving and obsolete Stores, Spares, and other inventories :</b>					
Balance at the beginning of the year	644.60	637.70	637.70	629.50	653.10
Recognised during the year	6.10	6.40	40.50	12.90	21.00
Utilised during the year	-	5.70	33.60	4.70	44.60
Balance at the end of the year	<b>650.70</b>	<b>638.40</b>	<b>644.60</b>	<b>637.70</b>	<b>629.50</b>
	-	-	-	-	-
<b>5.1.3 Other inventories above includes Stock of Workshop Jobs, Stationery, medicine, press jobs etc.</b>					
<b>5.1.4 Represents value of coal lying for testing at 2 MTPA Bhojudih NLW Washery for the year ended March 31, 2025 and at 5 MTPA Patherdih Washery for the year ended March 31,</b>					

**BHARAT COKING COAL LIMITED**  
**CIN - U10101JH1972GOI000918**  
**Notes to Restated Financial Information**

**NOTE 6.1 : OTHER NON-CURRENT ASSETS**

	(All amounts in ₹ Million, except as otherwise stated)				
	As at September 30, 2025	As at September 30, 2024	As at March 31, 2025	As at March 31, 2024	As at March 31, 2023
Capital Advances	7,194.80	7,320.90	7,149.40	6,461.40	3,676.20
Less : Allowance for doubtful advances <sup>6.1.1</sup>	44.00	44.00	44.00	44.00	44.00
	7,150.80	7,276.90	7,105.40	6,417.40	3,632.20
<b>Advances other than capital advances</b>					
Other Deposits & Advances	554.90	84.40	330.00	83.20	1.40
Less : Allowance for doubtful deposits <sup>6.1.1</sup>	-	-	-	-	-
	554.90	84.40	330.00	83.20	1.40
Progressive Mine Closure expenses incurred <sup>6.1.2</sup>	2,991.10	2,068.40	2,991.10	2,068.40	2,574.90
Advances to Related Parties <sup>6.1.3</sup>	-	-	-	-	-
<b>TOTAL</b>	<b>10,696.80</b>	<b>9,429.70</b>	<b>10,426.50</b>	<b>8,569.00</b>	<b>6,208.50</b>

**Note:**

**6.1.1 The details of movement in Allowance for bad and doubtful deposit and receivables (Current and Non-Current)**

Balance at the beginning of the year	44.00	44.00	44.00	44.00	44.00
Recognised during the year	-	-	-	-	-
Utilised during the year	-	-	-	-	-
Balance at the end of the year	<b>44.00</b>	<b>44.00</b>	<b>44.00</b>	<b>44.00</b>	<b>44.00</b>

**6.1.2** The above represents concurrent expenditure recognised as per guidelines from Ministry of Coal, Government of India for preparation of Mine Closure Plan. Progressive Mine Closure Expense incurred are due to be received from Escrow account maintained for the purposes. Out of the above balance as at September 30, 2025, ₹789.60 Millions has been audited by the Coal Controller Organization(CCO) and for ₹ 3545.60 Millions audit is yet to be done by the Coal Controller Organization(CCO).



**BHARAT COKING COAL LIMITED**  
**CIN - U10101JH1972GOI000918**  
**Notes to Restated Financial Information**

**NOTE -6.2 : OTHER CURRENT ASSETS**

	(All amounts in ₹ Million, except as otherwise stated)				
	As at September 30, 2025	As at September 30, 2024	As at March 31, 2025	As at March 31, 2024	As at March 31, 2023
<b>Advances other than capital advances</b>					
Advance payment of statutory dues	2,681.20	3,418.60	4,416.40	4,070.70	1,581.80
Less : Allowance for doubtful Stat. dues <sup>6.2.1</sup>	-	-	-	-	-
	2,681.20	3,418.60	4,416.40	4,070.70	1,581.80
Other Deposits and Advances <sup>6.2.2</sup>	9,312.80	9,206.70	8,357.10	10,414.10	11,922.50
Less : Allowance for other deposits and advances <sup>6.2.1</sup>	18.20	18.20	18.20	18.20	18.20
	9,294.60	9,188.50	8,338.90	10,395.90	11,904.30
Progressive Mine Closure expenses incurred <sup>6.1.2</sup>	1,344.10	2,039.40	1,434.00	2,039.90	1,456.10
Input Tax Credit receivable	19,625.10	16,724.60	17,507.80	15,316.20	13,232.90
<b>TOTAL</b>	<b>32,945.00</b>	<b>31,371.10</b>	<b>31,697.10</b>	<b>31,822.70</b>	<b>28,175.10</b>

**Note:**

**6.2.1 The details of movement in Allowance for bad and doubtful advances and deposits (Current and Non-Current)**

Balance at the beginning of the year	18.20	18.20	18.20	18.20	11.00
Recognised during the year	-	-	-	-	7.20
Utilised during the year	-	-	-	-	-
Balance at the end of the year	<b>18.20</b>	<b>18.20</b>	<b>18.20</b>	<b>18.20</b>	<b>18.20</b>

**6.2.2** The balance as at September 30, 2025 includes deposit under protest and refund yet to be received for Income tax ₹ 6000.50 Millions, Sales tax ₹ 559.90 Millions, Service Tax & Excise cases ₹100.10 Millions and others ₹ 639.90 Millions.

**BHARAT COKING COAL LIMITED**  
**CIN - U10101JH1972GOI000918**  
**Notes to Restated Financial Information**

**NOTE - 7.1 : EQUITY SHARE CAPITAL**

(All amounts in ₹ Million, except as otherwise stated)

	As at September 30, 2025	As at September 30, 2024	As at March 31, 2025	As at March 31, 2024	As at March 31, 2023
<b>Authorised</b>					
5,100,000,000 Equity Shares of ₹ 10 each as at September 30, 2025 (51,000,000 Equity Shares of ₹ 1,000 each for the other periods) <sup>7.1.3</sup>	51,000.00	51,000.00	51,000.00	51,000.00	51,000.00
	<b>51,000.00</b>	<b>51,000.00</b>	<b>51,000.00</b>	<b>51,000.00</b>	<b>51,000.00</b>
<b>Issued, Subscribed and Paid-up</b>					
908,200,600 Equity Shares of ₹ 10 each as at September 30, 2025 (9,082,006 Equity Shares of ₹ 1,000 each for the other periods) fully paid up in cash <sup>7.1.4 &amp; 7.1.5</sup>	9,082.01	9,082.01	9,082.01	9,082.01	9,082.01
3,748,799,400 Equity Shares of ₹10 each as at September 30, 2025 (37,487,994 Equity Shares of ₹1,000 each for the other periods) allotted as fully paid up for consideration received other than cash <sup>7.1.4 &amp; 7.1.5</sup>	37,487.99	37,487.99	37,487.99	37,487.99	37,487.99
	<b>46,570.00</b>	<b>46,570.00</b>	<b>46,570.00</b>	<b>46,570.00</b>	<b>46,570.00</b>

**Note:**

**7.1.1 (a) Shares in the company held by the promoter as at March 31, 2025:**

Name of Shareholder/Promoter	No. of Shares held (Face value of ₹1,000/- each)	% of Total Shares	% Change during the year
Coal India Limited (Holding Company)	46,570,000	100%	0.00

Shares in the company held by the promoter as at March 31, 2024:

Name of Shareholder/Promoter	No. of Shares held (Face value of ₹1,000/- each)	% of Total Shares	% Change during the year
Coal India Limited (Holding Company)	46,570,000	100%	0.00

Shares in the company held by the promoter as at March 31, 2023:

Name of Shareholder/Promoter	No. of Shares held (Face value of ₹1,000/- each)	% of Total Shares	% Change during the year
Coal India Limited (Holding Company)	46,570,000	100%	0.00

**For the Interim Period Reported**

Shares in the company held by the promoter as at September 30, 2024:

Name of Shareholder/Promoter	No. of Shares held (Face value of ₹1,000/- each)	% of Total Shares	% Change during the year
Coal India Limited (Holding Company)	46,570,000	100%	0.00

Shares in the company held by the promoter as at September 30, 2025:

Name of Shareholder/Promoter	No. of Shares held (Face value of ₹10/- each)	% of Total Shares	% Change during the year
Coal India Limited (Holding Company)	4,657,000,000	100%	0.00

**7.1.1 (b) Shares in the company held by each shareholder holding more than 5% Shares as at March 31, 2025:**

Name of Shareholder/Promoter	No. of Shares held (Face value of ₹1,000/- each)	% of Total Shares
Coal India Limited (Holding Company)	46,570,000	100%

Shares in the company held by each shareholder holding more than 5% Shares as at March 31, 2024:

Name of Shareholder/Promoter	No. of Shares held (Face value of ₹1,000/- each)	% of Total Shares
Coal India Limited (Holding Company)	46,570,000	100%

Shares in the company held by each shareholder holding more than 5% Shares as at March 31, 2023:

Name of Shareholder/Promoter	No. of Shares held (Face value of ₹1,000/- each)	% of Total Shares
Coal India Limited (Holding Company)	46,570,000	100%

**For the Interim Period Reported**

Shares in the company held by each shareholder holding more than 5% Shares as at September 30, 2024:

Name of Shareholder/Promoter	No. of Shares held (Face value of ₹1,000/- each)	% of Total Shares
Coal India Limited (Holding Company)	46,570,000	100%

Shares in the company held by each shareholder holding more than 5% Shares as at September 30, 2025:

Name of Shareholder/Promoter	No. of Shares held (Face value of ₹10/- each)	% of Total Shares
Coal India Limited (Holding Company)	4,657,000,000	100%

**7.1.2 Reconciliation of equity shares outstanding at the beginning and at the end of the year:-**

(All amounts in ₹ Million, except as otherwise stated)

Particulars	Number of Share	Amount
Balance as at April 01, 2022	46,570,000	46570.00
Change during the year 2022-23	-	-
Balance as at March 31, 2023	46,570,000	46570.00
Change during the year 2023-24	-	-
Balance as at March 31, 2024	46,570,000	46570.00
Change during the year 2024-25	-	-
<b>Balance as at March 31, 2025</b>	<b>46,570,000</b>	<b>46570.00</b>

**For the Interim Period Reported**

Particulars	Number of Share	Amount
Balance as at April 01, 2024	46,570,000	46570.00
Change during the period	-	-
Balance as at September 30, 2024	46,570,000	46570.00

Particulars	Number of Share	Amount
Balance as at April 01, 2025	46,570,000	46570.00
Change during the period	4,610,430,000	-
Balance as at September 30, 2025	4,657,000,000	46570.00

**7.1.3** There is no movement in the equity share capital held by Coal India Limited (100%) during the six months ended September 30, 2025, 2024 and the year ended March 31, 2025, March 31, 2024 and March 31, 2023. For details, refer to Note No 16.6.q : Change in Capital Structure.

**7.1.4** The number of shares issued in cash and for consideration received other than cash, has been regrouped from 2,330,126 to 9,082,006 equity shares of ₹ 1,000 each and 26,239,874 to 37,487,994 equity shares of ₹1,000 each respectively. This regrouping does not have any financial implication.

**7.1.5** The Board of Directors of the Company, at its 420th meeting held on April 15, 2025 had approved the sub division of the existing authorised share capital of the Company from 5,10,00,000 equity shares of ₹ 1000 each into 5,100,000,000 equity shares of ₹10 each and also approved the sub division of the existing paid up shares of the Company from 4,65,70,000 equity shares of ₹ 1000 each into 4,657,000,000 equity shares of ₹ 10 each, which was approved by the shareholders in the 18th Extra-ordinary General Meeting held on April 28, 2025. The record date for the share split is May 19, 2025.

**7.1.6** The Company has only one class of equity shares having a face value ₹ 10/- per share. The holders of the equity shares are entitled to receive dividends as declared from time to time and are entitled to voting rights proportionate to their share holding at the meeting of shareholders. The dividend proposed by the Board of Directors is subject to the approval of the shareholders in the Annual General Meeting. In the event of liquidation, the equity shareholders are eligible to receive the remaining assets of the company after payment of all preferential amount, in proportionate to there shareholdings.

**BHARAT COKING COAL LIMITED**  
**CIN - U10101JH1972GOI000918**  
**Notes to Restated Financial Information**

**NOTE 7.2 : OTHER EQUITY**

(All amounts in ₹ Million, except as otherwise stated)

	As at September 30, 2025	As at September 30, 2024	As at March 31, 2025	As at March 31, 2024	As at March 31, 2023
Capital Redemption reserve	-	-	-	-	-
Capital Reserve	-	-	-	-	-
General Reserve	2,812.10	2,192.10	2,192.10	1,409.90	1,409.90
Retained Earnings	8,926.80	11,835.30	16,750.20	5,574.80	(10,069.80)
Other comprehensive income that will not be reclassified to profit or loss	(1,673.70)	(2,184.60)	(885.00)	(337.50)	128.90
Other comprehensive income that will be reclassified to profit or loss	-	-	-	-	-
<b>TOTAL</b>	<b>10,065.20</b>	<b>11,842.80</b>	<b>18,057.30</b>	<b>6,647.20</b>	<b>(8,531.00)</b>

**(a) Capital Redemption Reserve**

	As at September 30, 2025	As at September 30, 2024	As at March 31, 2025	As at March 31, 2024	As at March 31, 2023
Balance at the beginning of the year	-	-	-	-	-
Transfers and Other Movements/Adjustments	-	-	-	-	-
<b>Balance at the end of the year</b>	<b>-</b>	<b>-</b>	<b>-</b>	<b>-</b>	<b>-</b>

(i) As per Companies Act, 2013 Capital Redemption Reserve is created when company purchases its own share out of free reserve or securities premium, a sum equal to the nominal value of the shares so purchased is transferred to capital redemption reserve. The reserve is utilised in accordance with the provisions of the section 69 of the Companies Act, 2013.

**(ii) In case of Holding Company:**

**Details of Capital Redemption Reserve**

Particulars	Amount (₹ in Millions)	Year
<b>Total</b>	<b>-</b>	

**(b) Capital Reserve**

	As at September 30, 2025	As at September 30, 2024	As at March 31, 2025	As at March 31, 2024	As at March 31, 2023
Balance at the beginning of the year	-	-	-	-	-
Issue of Bonus Share	-	-	-	-	-
Transfers and Other Adjustments	-	-	-	-	-
<b>Balance at the end of the year</b>	<b>-</b>	<b>-</b>	<b>-</b>	<b>-</b>	<b>-</b>

**(c) General Reserve**

	As at September 30, 2025	As at September 30, 2024	As at March 31, 2025	As at March 31, 2024	As at March 31, 2023
Balance at the beginning of the year	2,192.10	1,409.90	1,409.90	1,409.90	1,409.90
Transfers and Other Adjustments	620.00	782.20	782.20	-	-
<b>Balance at the end of the year</b>	<b>2,812.10</b>	<b>2,192.10</b>	<b>2,192.10</b>	<b>1,409.90</b>	<b>1,409.90</b>

The general reserve is a free reserve that is used from time to time to transfer profits from/to retained earnings for appropriation purposes.

**(d) Retained Earnings**

	As at September 30, 2025	As at September 30, 2024	As at March 31, 2025	As at March 31, 2024	As at March 31, 2023
Balance at the beginning of the year <sup>7.2.1(iii)</sup>	16,750.20	5,574.80	5,574.80	(10,069.80)	(16,717.60)
Profit for the period	1,238.80	7,487.00	12,401.90	15,644.60	6,647.80
Interim Dividend	-	-	-	-	-
Final Dividend <sup>7.2.1(iii)</sup>	(8,442.20)	(444.30)	(444.30)	-	-
Transfers and Other Adjustments	(620.00)	(782.20)	(782.20)	-	-
<b>Balance at the end of the year</b>	<b>8,926.80</b>	<b>11,835.30</b>	<b>16,750.20</b>	<b>5,574.80</b>	<b>(10,069.80)</b>

**(e) Other Comprehensive Income items that will not be reclassified to profit or loss<sup>7.2.1(i)</sup>**

Balance at the beginning of the year	(885.00)	(337.50)	(337.50)	128.90	1,475.40
Other Comprehensive Income during the period	(788.70)	(1,847.10)	(547.50)	(466.40)	(1,346.50)
Adjustment during the year	-	-	-	-	-
<b>Balance at the end of the year</b>	<b>(1,673.70)</b>	<b>(2,184.60)</b>	<b>(885.00)</b>	<b>(337.50)</b>	<b>128.90</b>
<b>Total (d + e)</b>	<b>7,253.10</b>	<b>9,650.70</b>	<b>15,865.20</b>	<b>5,237.30</b>	<b>(9,940.90)</b>

**Note:**

**7.2.1 (i)** Includes net actuarial gains/(losses) on defined benefit plans (net of tax)

(ii) Retained Earnings are the accumulated profit and loss of the company earned till date, net of appropriations.

(iii) Out of the total dividend on erstwhile 5% Non-Convertible Cumulative Redeemable Preference Shares of ₹8886.50 million, ₹444.33 million was recommended by the Board and paid on August 05, 2024 after the approval of the shareholders in the Annual General Meeting for the Financial Year 2023-24 held on August 01, 2024.

The remaining dividend of ₹ 8442.17 million was approved by the shareholders of the company in the Annual General Meeting for the Financial Year 2024-25 held on July 25, 2025. The amount was paid on July 28, 2025.

**(f) Other comprehensive income that will be reclassified to profit or loss**

	As at September 30, 2025	As at September 30, 2024	As at March 31, 2025	As at March 31, 2024	As at March 31, 2023
<b>(i) Exchange differences on translating the financial statements of a foreign operation</b>					
Balance at the beginning of the year	-	-	-	-	-
Total Comprehensive Income for the current year					
Adjustment during the year					
<b>Balance at the end of the year</b>	<b>-</b>	<b>-</b>	<b>-</b>	<b>-</b>	<b>-</b>
<b>(ii) Share of other comprehensive income/(expense) of joint ventures accounted for using the equity method (net of tax)</b>					
Balance at the beginning of the year	-	-	-	-	-
Total Comprehensive Income for the current year					
Adjustment during the year					
<b>Balance at the end of the year</b>	<b>-</b>	<b>-</b>	<b>-</b>	<b>-</b>	<b>-</b>
<b>Total [(i)+(ii)]</b>	<b>-</b>	<b>-</b>	<b>-</b>	<b>-</b>	<b>-</b>

**BHARAT COKING COAL LIMITED**  
**CIN - U10101JH1972GOI000918**  
**Notes to Restated Financial Information**

**NOTE 8.1 : BORROWINGS**

(All amounts in ₹ Million, except as otherwise stated)

	As at September 30, 2025	As at September 30, 2024	As at March 31, 2025	As at March 31, 2024	As at March 31, 2023
<b>Non-Current</b>					
Term Loans -From Banks					
- Secured	-	-	-	-	-
- Unsecured	-	-	-	-	-
-From Others					
- Secured	-	-	-	-	-
- Unsecured	-	-	-	-	-
<b>Total</b>	<b>-</b>	<b>-</b>	<b>-</b>	<b>-</b>	<b>-</b>
<b>Current</b>					
From Banks - Secured					
- Bank Overdrafts	2,809.80	-	-	-	-
- Other Loans from banks	12,781.50	-	-	-	-
- Unsecured	-	-	-	-	-
-From Others					
- Secured	-	-	-	-	-
- Unsecured	-	-	-	-	-
Current Maturities of Long Term Borrowings	-	-	-	-	-
<b>Total</b>	<b>15,591.30</b>	<b>-</b>	<b>-</b>	<b>-</b>	<b>-</b>

**Note:**

**8.1.1**

Particulars	As at September 30, 2025	As at September 30, 2024	As at March 31, 2025	As at March 31, 2024	As at March 31, 2023
<b>Working Capital sanctioned demand loan limit (unsecured)</b>					
HDFC Bank	3500	3500	3500.00	3500.00	8500.00
Axis Bank	2000	2000	2000.00	2000.00	2000.00
Bank of Baroda	2000	-	-	-	-
State Bank of India	18000	-	-	-	-
<b>Short term loan sanctioned limit (unsecured)</b>					
ICICI Bank	500	500	500.00	500.00	500.00
<b>Sanctioned limit on overdraft facility secured against fixed deposits from Indian Bank, Canara Bank, State Bank of India &amp; Union bank of India</b>	<b>5660.00</b>	<b>-</b>	<b>2952.41</b>	<b>-</b>	<b>-</b>

The utilized amount out of the above is ₹15591.30 Millions as at September 30, 2025 (₹0.00 Million as at September 30, 2024, as at March 31, 2025, March 31, 2024 and March 31, 2023).

**BHARAT COKING COAL LIMITED**  
**CIN - U10101JH1972GOI000918**  
**Notes to Restated Financial Information**

**NOTE 8.2 : LEASE LIABILITIES**

(All amounts in ₹ Million, except as otherwise stated)

	As at September 30, 2025	As at September 30, 2024	As at March 31, 2025	As at March 31, 2024	As at March 31, 2023
Non - Current Finance Lease Liabilities	1,657.50	1,689.90	1,430.60	1,527.30	1,537.90
Current Finance Lease Liabilities	826.20	904.50	901.10	775.00	588.50

**Note:**

**8.2.1 Maturity Analysis of Lease Liability on an undiscounted basis (Non-Current and Current):**

Particulars	As at September 30, 2025	As at September 30, 2024	As at March 31, 2025	As at March 31, 2024	As at March 31, 2023
Up to 1 Year	826.20	904.50	901.10	775.00	588.50
1-5 Years	1,657.50	1,689.90	1,430.60	1,527.30	1,537.90
More than 5 Years	-	-	-	-	-

**8.2.2 Changes in the carrying value of right-of-use assets as at September 30, 2025**

(All amounts in ₹ Million, except as otherwise stated)

Particulars	Net Carrying Value at the beginning of the year	Addition during the year / period	Deletion during the year / period	Net Carrying Value at the closing of the year	Depreciation/ Amortisation for the year
Land	310.20	-	-	306.50	3.70
Building	-	-	-	-	-
Plant and Equipment	-	-	-	-	-
Furniture and Fixtures	-	-	-	-	-
Vehicles	718.30	2.40	-	589.80	130.90
Office Equipment	-	-	-	-	-
Telecommunication	839.60	350.80	-	912.80	277.60
Railway Sidings	179.20	-	-	175.90	3.30
Rail Corridor	-	-	-	-	-
Intangible Assets	-	-	-	-	-

**Changes in the carrying value of right-of-use assets as at September 30, 2024**

(All amounts in ₹ Million, except as otherwise stated)

Particulars	Net Carrying Value at the beginning of the year	Addition during the year / period	Deletion during the year / period	Net Carrying Value at the closing of the year	Depreciation/ Amortisation for the year
Land	250.40	10.30	-	257.00	3.70
Building	-	-	-	-	-
Plant and Equipment	-	-	-	-	-
Furniture and Fixtures	-	-	-	-	-
Vehicles	785.90	157.70	-	827.80	115.80
Office Equipment	-	389.00	-	155.30	233.70
Telecommunication	918.00	-	-	918.00	-
Railway Sidings	185.90	-	-	159.40	26.50
Rail Corridor	-	-	-	-	-
Intangible Assets	-	-	-	-	-

**Changes in the carrying value of right-of-use assets as at March 31, 2025**

(All amounts in ₹ Million, except as otherwise stated)

Particulars	Net Carrying Value at the beginning of the year	Addition during the year / period	Deletion during the year / period	Net Carrying Value at the closing of the year	Depreciation/ Amortisation for the year
Land	250.40	67.30	-	310.20	7.50
Building	-	-	-	-	-
Plant and Equipment	-	-	-	-	-
Furniture and Fixtures	-	-	-	-	-
Vehicles	785.90	235.20	-	718.30	302.80
Office Equipment	-	-	-	-	-
Telecommunication	918.00	389.00	-	839.60	467.40
Railway Sidings	185.90	-	-	179.20	6.70
Rail Corridor	-	-	-	-	-
Intangible Assets	-	-	-	-	-

**Changes in the carrying value of right-of-use assets as at March 31, 2024**

(All amounts in ₹ Million, except as otherwise stated)

Particulars	Net Carrying Value at the beginning of the year	Addition during the year / period	Deletion during the year / period	Net Carrying Value at the closing of the year	Depreciation/ Amortisation for the year
Land	253.90	9.20	-	250.40	12.70
Building	-	-	-	-	-
Plant and Equipment	-	-	-	-	-
Furniture and Fixtures	-	-	-	-	-
Vehicles	408.90	607.90	-	785.90	230.90
Office Equipment	-	-	-	-	-
Telecommunication	1,209.40	71.40	-	918.00	362.80
Railway Sidings	192.50	-	-	185.90	6.60
Rail Corridor	-	-	-	-	-
Intangible Assets	-	-	-	-	-

**Changes in the carrying value of right-of-use assets as at March 31, 2023**

(All amounts in ₹ Million, except as otherwise stated)

Particulars	Net Carrying Value at the beginning of the year	Addition during the year / period	Deletion during the year / period	Net Carrying Value at the closing of the year	Depreciation/ Amortisation for the year
Land	260.60	0.50	-	253.90	7.20
Building	-	-	-	-	-
Plant and Equipment	-	-	-	-	-
Furniture and Fixtures	-	-	-	-	-
Vehicles	95.30	394.70	-	408.90	81.10
Office Equipment	-	-	-	-	-
Telecommunication	1,572.20	-	-	1,209.40	362.80
Railway Sidings	199.10	-	-	192.50	6.60
Rail Corridor	-	-	-	-	-
Intangible Assets	-	-	-	-	-

Lease terms are negotiated on an individual basis and contain a wide range of different terms and conditions. Each lease generally imposes a restriction that, unless there is a contractual right for the Company to sublet the asset to another party, the right-of-use asset can only be used by the Company.

With the exception of short-term leases and leases of low-value underlying assets, each lease is reflected on the balance sheet as a right-of-use asset and a lease liability. Payments made for short-term leases and leases of low value are expensed on a straight-line basis over the lease term.

The company's significant leasing arrangements include assets dedicated for use under long-term arrangements as given in the above table of Right of Use Assets.

**8.2.3 Amounts recognised in profit or loss**

Particulars	As at September 30, 2025	As at September 30, 2024	As at March 31, 2025	As at March 31, 2024	As at March 31, 2023
Depreciation and amortisation expense for right-of-use assets (included in Note 13.5)			784.40	613.00	457.70
Interest expense on lease liabilities (included under "unwinding of discounts" in Note 13.4)			185.80	179.30	158.10
Expense relating to short-term leases			-	-	-
Gain or loss arising from sale and leaseback transaction			-	-	-
	-	-	970.20	792.30	615.80

**8.2.4 Total Cash outflow for Leases disclosed in the cash flow statement**

Particulars	As at September 30, 2025	As at September 30, 2024	As at March 31, 2025	As at March 31, 2024	As at March 31, 2023
Payment of finance lease liabilities			874.30	724.70	429.70
Cash Outflow relating to short term leases			-	-	-
	-	-	874.30	724.70	429.70



**BHARAT COKING COAL LIMITED**  
**CIN - U10101JH1972GOI000918**  
**Notes to Restated Financial Information**

**NOTE - 8.3 : TRADE PAYABLES**

(All amounts in ₹ Million, except as otherwise stated)

	As at September 30, 2025	As at September 30, 2024	As at March 31, 2025	As at March 31, 2024	As at March 31, 2023
<b>Current</b>					
Total outstanding dues of micro, small and medium enterprises	57.50	33.70	236.30	87.10	135.70
Total outstanding dues of Creditors other than micro, small and medium enterprises	28,592.90	11,763.60	21,496.40	12,248.20	8,993.40
<b>TOTAL</b>	<b>28,650.40</b>	<b>11,797.30</b>	<b>21,732.70</b>	<b>12,335.30</b>	<b>9,129.10</b>

**8.3.1 Trade Payables ageing schedule as at September 30, 2025**

Particulars	Outstanding for following periods from transaction date				
	Less than 1 year	1-2 years	2-3 years	More than 3 years	Total
(i) MSME	57.50				<b>57.50</b>
(ii) Others	27,270.70	471.30	298.70	552.20	<b>28,592.90</b>
(iii) Disputed dues - MSME					-
(iv) Disputed dues - Others					-
(v) Unbilled dues					-
<b>Total</b>	<b>27,328.20</b>	<b>471.30</b>	<b>298.70</b>	<b>552.20</b>	<b>28,650.40</b>

**Trade Payables ageing schedule as at September 30, 2024**

Particulars	Outstanding for following periods from transaction date				
	Less than 1 year	1-2 years	2-3 years	More than 3 years	Total
(i) MSME	33.70				<b>33.70</b>
(ii) Others	10,464.10	410.20	93.50	795.80	<b>11,763.60</b>
(iii) Disputed dues - MSME					-
(iv) Disputed dues - Others					-
(v) Unbilled dues					-
<b>Total</b>	<b>10,497.80</b>	<b>410.20</b>	<b>93.50</b>	<b>795.80</b>	<b>11,797.30</b>

**Trade Payables ageing schedule as at March 31, 2025**

Particulars	Outstanding for following periods from transaction date				
	Less than 1 year	1-2 years	2-3 years	More than 3 years	Total
(i) MSME	236.30	-	-	-	<b>236.30</b>
(ii) Others	20,214.60	307.90	235.70	738.20	<b>21,496.40</b>
(iii) Disputed dues - MSME	-	-	-	-	-
(iv) Disputed dues - Others	-	-	-	-	-
(v) Unbilled dues	-	-	-	-	-
<b>Total</b>	<b>20,450.90</b>	<b>307.90</b>	<b>235.70</b>	<b>738.20</b>	<b>21,732.70</b>

**Trade Payables ageing schedule as at March 31, 2024**

Particulars	Outstanding for following periods from transaction date				
	Less than 1 year	1-2 years	2-3 years	More than 3 years	Total
(i) MSME	87.10	-	-	-	<b>87.10</b>
(ii) Others	10,271.30	860.00	378.30	738.60	<b>12,248.20</b>
(iii) Disputed dues - MSME	-	-	-	-	-
(iv) Disputed dues - Others	-	-	-	-	-
(v) Unbilled dues	-	-	-	-	-
<b>Total</b>	<b>10,358.40</b>	<b>860.00</b>	<b>378.30</b>	<b>738.60</b>	<b>12,335.30</b>

**Trade Payables ageing schedule as at March 31, 2023**

Particulars	Outstanding for following periods from transaction date				
	Less than 1 year	1-2 years	2-3 years	More than 3 years	Total
(i) MSME	135.70	-	-	-	<b>135.70</b>
(ii) Others	7,266.80	952.70	185.00	588.90	<b>8,993.40</b>
(iii) Disputed dues - MSME	-	-	-	-	-
(iv) Disputed dues - Others	-	-	-	-	-
(v) Unbilled dues	-	-	-	-	-
<b>Total</b>	<b>7,402.50</b>	<b>952.70</b>	<b>185.00</b>	<b>588.90</b>	<b>9,129.10</b>

**BHARAT COKING COAL LIMITED**  
**CIN - U10101JH1972GOI000918**  
**Notes to Restated Financial Information**

**NOTE - 8.4 : OTHER FINANCIAL LIABILITIES**

	(All amounts in ₹ Million, except as otherwise stated)				
	As at September 30, 2025	As at September 30, 2024	As at March 31, 2025	As at March 31, 2024	As at March 31, 2023
<b>Non Current</b>					
Deposits from Contractors and others	3,886.00	3,924.50	3,579.30	3,241.70	2,965.10
Others	-	-	-	-	-
<b>TOTAL</b>	<b>3,886.00</b>	<b>3,924.50</b>	<b>3,579.30</b>	<b>3,241.70</b>	<b>2,965.10</b>
<b>Current</b>					
Current Account with- Coal India Limited	3,671.50	3,673.80	3,370.80	3,613.80	3,954.60
Current Account with- Indian Institute of Coal Management	0.10	0.10	0.10	0.10	0.10
	3,671.60	3,673.90	3,370.90	3,613.90	3,954.70
Unpaid dividends	-	-	-	-	-
Deposits from Contractors and others	2,283.20	2,002.40	2,511.60	2,217.90	1,955.90
Payable for Capital Expenditure	816.10	644.90	760.40	760.80	500.00
Liability for Employee Benefits	8,720.40	9,023.60	10,121.80	8,756.40	7,611.30
Others <sup>8.4.1 &amp; 8.4.2</sup>	7,672.10	5,286.70	6,628.10	4,111.00	462.20
<b>TOTAL</b>	<b>23,163.40</b>	<b>20,631.50</b>	<b>23,392.80</b>	<b>19,460.00</b>	<b>14,484.10</b>

**Note:**

**8.4.1** Others above includes unspent CSR expenses (Refer Annexure to Note - 13.8 CSR Expenses)

**8.4.2** Includes Composition User Fee (CUF) collected till September 30, 2025 ₹7202.10 Millions, till September 30, 2024 ₹4836.20 Millions, till March 31, 2025 ₹6109.20 Millions, till March 31, 2024 ₹3620.80 Millions and till March 31, 2023 ₹ 0.00 Millions [Refer Note 16(6)(r)].

**BHARAT COKING COAL LIMITED**  
**CIN - U10101JH1972GOI000918**  
**Notes to Restated Financial Information**

**NOTE - 9.1 : PROVISIONS**

(All amounts in ₹ Million, except as otherwise stated)					
	As at September 30, 2025	As at September 30, 2024	As at March 31, 2025	As at March 31, 2024	As at March 31, 2023
<b>Non Current</b>					
<b>Employee Benefits:</b>					
Gratuity	5,456.20	7,340.30	4,207.40	4,758.20	6,016.30
Leave Encashment	5,898.80	4,961.40	6,842.20	6,044.50	4,203.10
Post Retirement Medical Benefits	3,091.90	2,938.00	2,912.60	2,992.60	3,013.30
Other Employee Benefits	398.90	409.80	428.60	612.90	403.30
	14,845.80	15,649.50	14,390.80	14,408.20	13,636.00
<b>Other Provisions:</b>					
Site Restoration/Mine Closure <sup>9.1.2</sup>	7,100.00	5,771.10	6,926.50	5,796.10	5,281.00
Stripping Activity Adjustment <sup>9.1.1</sup>	1,929.80	(308.40)	1,929.80	(29.20)	1,976.00
Others	-	-	-	-	-
<b>TOTAL</b>	<b>23,875.60</b>	<b>21,112.20</b>	<b>23,247.10</b>	<b>20,175.10</b>	<b>20,893.00</b>
<b>Current</b>					
<b>Employee Benefits:</b>					
Gratuity	3,628.40	3,888.00	3,587.00	3,756.90	3,316.50
Leave Encashment	745.10	791.90	846.40	848.60	636.10
Post Retirement Medical Benefits	433.30	392.10	403.50	-	325.10
Other Employee Benefits	3,437.30	8,737.70	5,686.80	7,241.00	20,029.70
	8,244.10	13,809.70	10,523.70	11,846.50	24,307.40
Site Restoration/ Mine Closure				-	-
<b>Other Provisions:</b>					
Others				-	-
<b>TOTAL</b>	<b>8,244.10</b>	<b>13,809.70</b>	<b>10,523.70</b>	<b>11,846.50</b>	<b>24,307.40</b>

**Note:**

**9.1.1 Stripping activity provision (Ratio Variance):** Stripping activity provision recognized earlier is based on the policy followed consistently by CIL since its inception. Stripping activity provision (net) was recognized or reversed based on the current ratio of OB to Coal as compared to the average Stripping ratio (Standard ratio) of the mine. This accounting method has been substantiated and validated by a multitude of authoritative bodies and forums, including income tax authorities.

The carrying amount of the stripping activity provision is reversed systematically whenever the situation of reversal arises on extraction of actual volume of overburden over expected volume thereof. Such reversal is specific to mines at the rate the said provision has been recognized.

In the case of a mine, where the stripping activity provision has resulted in an excess volume of overburden over the volume of overburden expected, the corresponding provision as determined with respect to, multiplied by the opening average rate of stripping activity being no longer required has been recognised as reversal of stripping activity provision under other operating revenue in the statement of profit and loss.

Amount of stripping activity provision representing the credit balance of the stripping activity created till March 31, 2022 is reversed and credited to the profit and loss accounts in systematic manner.

**The details of movement in Stripping Activity Provision:**

	As at September 30, 2025	As at September 30, 2024	As at March 31, 2025	As at March 31, 2024	As at March 31, 2023
<b>Stripping Activity Provision</b>					
Balance at the beginning of the year	1,929.80	(29.20)	(29.20)	1,976.00	(4,750.70)
Reversed during the year -for stripping activity provision	-	(279.20)	1,959.00	(2,005.20)	6,726.70
Reversed during the year - for advance stripping adjustment	-	-	-	-	-
<b>Balance at the end of the year</b>	<b>1,929.80</b>	<b>(308.40)</b>	<b>1,929.80</b>	<b>(29.20)</b>	<b>1,976.00</b>

**9.1.2 Provision for Site Restoration/Mine Closure**

The Company's obligation for land reclamation and decommissioning of structures consists of spending at both surface and underground mines in accordance with the guidelines from Ministry of Coal, Government of India. The estimate of obligation for Mine Closure, Site Restoration and Decommissioning based upon detailed calculation and technical assessment of the amount and timing of the future cash spending to perform the required work. Mine Closure expenditure is provided as per approved Mine Closure Plan. The estimates of expenses are escalated for inflation, and then discounted at a discount rate (@8%) that reflects current market assessment of the time value of money and the risks, so that the amount of provision reflects the present value of the expenditures expected to be required to settle the obligation. The value of the provision is progressively increased over time as the effect of discounting unwinds; creating an expense recognised as financial expenses. In reference to above guidelines for preparation of mine closure plan, an escrow account has been

**Reconciliation of Reclamation of Land/ Site restoration /Mine Closure :**

	As at September 30, 2025	As at September 30, 2024	As at March 31, 2025	As at March 31, 2024	As at March 31, 2023
Site restoration provision on opening date	6,926.50	5,796.10	5,796.10	5,281.00	4,833.50
Addition of further Site restoration Provision	10.60	166.50	787.30	134.20	48.70
Add: Unwinding of Provision charged during the period	249.40	238.90	795.00	380.90	398.80
Less: Withdrawal during the period	86.50	430.40	451.90	-	-
<b>Mine Closure Provision</b>	<b>7,100.00</b>	<b>5,771.10</b>	<b>6,926.50</b>	<b>5,796.10</b>	<b>5,281.00</b>

**9.1.3** The liability of Gratuity (net of plan assets) is inclusive of amount recoverable from the gratuity trust for benefit paid.

**BHARAT COKING COAL LIMITED****CIN - U10101JH1972GOI000918****Notes to Restated Financial Information****NOTE - 10.1 : OTHER NON CURRENT LIABILITIES**

(All amounts in ₹ Million, except as otherwise stated)

	As at September 30, 2025	As at September 30, 2024	As at March 31, 2025	As at March 31, 2024	As at March 31, 2023
Shifting & Rehabilitation Fund <sup>4,6,3</sup>	3,129.20	1,448.30	719.40	1,383.20	1475.60
Deferred Income (Government Grant) <sup>10.1.1, 10.1.2 &amp; 10.1.3</sup>	7,289.50	7,347.70	7,333.90	7,401.70	19.80
Others	6.90	4.90	6.10	41.40	2.80
<b>Total</b>	<b>10,425.60</b>	<b>8,800.90</b>	<b>8,059.40</b>	<b>8,826.30</b>	<b>1,498.20</b>

**Note:**

**10.1.1** Capital Assistance of ₹ 13.70 Millions received from MOC through CIL against Construction of Railway Siding at EJ Area. The Railway Siding has been capitalised during FY 2021-22. During the current period, proportionate amount against Railway Sidings has been amortised through Other Income.

**10.1.2** Capital Assistance of ₹ 47.10 Millions received from MOC through CIL against Tele-monitoring & Man-riding system at WJ Area. Tele-monitoring system has been capitalised and accordingly till date out of the Capital Assistance pertaining to Tele-monitoring ₹ 38.30 Millions has been amortised through Other Income on year-to-year basis. Man-riding system is still under Capital WIP and accordingly capital assistance pertaining to this is lying under Deferred Income. During FY 2024-25, 2023-24 and FY 2022-23, proportionate amount against Tele-monitoring system has been amortised through Other Income.

**10.1.3** Deferred income includes capital assistance of ₹ 7507.30 Millions received from CIL against the expenditure incurred on account of Rehabilitation under Jharia Master Plan. The same has been amortized in line with the depreciation charged on the assets created under the Rehabilitation Plan. During the current period, proportionate amount has been amortised through Other Income.

**BHARAT COKING COAL LIMITED****CIN - U10101JH1972GOI000918****Notes to Restated Financial Information****NOTE - 10.2 : OTHER CURRENT LIABILITIES**

(All amounts in ₹ Million, except as otherwise stated)

	As at September 30, 2025	As at September 30, 2024	As at March 31, 2025	As at March 31, 2024	As at March 31, 2023
Statutory Dues <sup>10.2.1 &amp; 10.2.2</sup>	8,121.90	7,936.30	9,655.30	8,722.70	8,502.70
Advance for Coal Import	-	-	-	-	-
Advance from customers/others	5,813.50	7,039.70	5,534.90	7,039.20	11021.60
Cess Equalization Account <sup>10.2.3</sup>	219.70	92.50	148.00	97.20	148.60
Deferred Income (Government Grant)	-	5.20	1.70	13.80	13.40
Others liabilities	0.90	0.90	0.90	-	-
<b>TOTAL</b>	<b>14156.00</b>	<b>15074.60</b>	<b>15340.80</b>	<b>15872.90</b>	<b>19686.30</b>

**Note:**

**10.2.1** Statutory Dues is net of receivable and payable.

**10.2.2** Statutory Dues include Bazaar Fee amounting to ₹1944.40 Millions as at September 30, 2025, ₹ 1983.10 Millions as at September 30, 2024, ₹2012.20 Millions as at March 31, 2025, ₹ 1913.10 Millions as at March 31, 2024 and ₹ 1717.40 Millions as at March 31, 2023 which includes unrealised amount of Bazaar Fee up to September 30, 2025 from Steel Authority of India Limited not yet paid of ₹ 1939.90 Millions.

**10.2.3** The payment of Cess on the annual value of coal-bearing land is calculated using the average production of the two preceding years and the notified sale price as of 1st April. Conversely, the revenue collected from customers is based on the value of coal despatches.

**BHARAT COKING COAL LIMITED**  
**CIN - U10101JH1972GOI000918**  
**Notes to Restated Financial Information**

**NOTE - 11.1 :TAX ASSETS / LIABILITIES**

(All amounts in ₹ Million, except as otherwise stated)					
	As at September 30, 2025	As at September 30, 2024	As at March 31, 2025	As at March 31, 2024	As at March 31, 2023
<b>Income Tax Assets</b>					
Balance at the beginning of the year	6,689.00	2,831.80	2,831.80	1,685.70	1514.40
Recognised during the year	0.60	1,285.60	3,857.20	1,146.10	171.30
Reversal/refund during the year	-	(439.40)	-	-	-
<b>Balance at the Closing of the year</b>	<b>6,689.60</b>	<b>3,678.00</b>	<b>6,689.00</b>	<b>2,831.80</b>	<b>1,685.70</b>
<b>Income Tax Liabilities</b>					
Balance at the beginning of the year	4,703.60	1,803.30	1,803.30	-	-
Recognised during the year (Refer 14.1)	433.80	1,899.20	2,900.30	1,803.30	-
Reversal/Adjustment during the year	-	-	-	-	-
<b>Balance at the Closing of the year</b>	<b>5,137.40</b>	<b>3,702.50</b>	<b>4,703.60</b>	<b>1,803.30</b>	<b>-</b>
<b>Net income tax asset/(liabilities) at the end</b>	<b>1552.20</b>	<b>(24.50)</b>	<b>1985.40</b>	<b>1028.50</b>	<b>1685.70</b>
<b>Disclosed as:</b>					
<b><u>Non Current</u></b>					
Income Tax Assets (net)	-	-	-	-	-
Income Tax Liabilities (net)	-	-	-	-	-
<b><u>Current</u></b>					
Income Tax Assets (net)	1552.20	(24.50)	1985.40	1028.50	1,685.70
Income Tax Liabilities (net)	-	-	-	-	-
	<b>1,552.20</b>	<b>24.50</b>	<b>1,985.40</b>	<b>1,028.50</b>	<b>1,685.70</b>

**BHARAT COKING COAL LIMITED**  
**CIN - U10101JH1972GOI000918**  
**Notes to Restated Financial Information**

**NOTE - 11.2 : DEFERRED TAX ASSETS/LIABILITIES**

(All amounts in ₹ Million, except as otherwise stated)

	Balance as on April 01, 2023	Recognised/ (reversed) in profit and loss during the year	Recognised in other comprehensive income during the year	Balance as on April 01, 2024	Recognised/ (reversed) in profit and loss during the year	Recognised in other comprehensive income during the year	Balance as on March 31, 2025
<b>(A) Deferred Tax Assets:</b>							
Provision for Doubtful Advances, Claims and Debts	1,873.20	106.50	-	1,979.70	(1,052.40)		927.30
Employee Benefits	6,830.70	(3,109.50)	-	3,721.20	(165.60)		3,555.60
Others (Lease Liabilities and Site Restoration)	3,969.90	(1,443.20)	-	2,526.70	(196.60)		2,330.10
<b>TOTAL OF (A)</b>	<b>12,673.80</b>	<b>(4,446.20)</b>	<b>-</b>	<b>8,227.60</b>	<b>(1,414.60)</b>	<b>-</b>	<b>6,813.00</b>
<b>(B) Deferred Tax Liability:</b>							
Related to Property, Plant and Equipment and Intangible assets	1,103.80	107.50	-	1,211.30	314.50		1,525.80
Others	1,087.30	(1,084.90)	-	2.40	(2.40)		(0.00)
<b>TOTAL OF (B)</b>	<b>2,191.10</b>	<b>(977.40)</b>	<b>-</b>	<b>1,213.70</b>	<b>312.10</b>	<b>-</b>	<b>1,525.80</b>
<b>Net Deferred Tax Asset/ (Deferred Tax Liability) (C= A-B)</b>	<b>10,482.70</b>	<b>(3,468.80)</b>	<b>-</b>	<b>7,013.90</b>	<b>(1,726.70)</b>	<b>-</b>	<b>5,287.20</b>
D. Re measurement of Defined benefit Plan DTL/DTA	-	-	156.90	156.90		184.20	341.10
<b>Net Deferred Tax Asset/ (Deferred Tax Liability) (E=C+D)</b>	<b>10,482.70</b>	<b>(3,468.80)</b>	<b>156.90</b>	<b>7,170.80</b>	<b>(1,726.70)</b>	<b>184.20</b>	<b>5,628.30</b>

	Balance as on April 01, 2024	Recognised/ (reversed) in profit and loss during the period	Recognised in other comprehensive income during the period	Balance as on September 30, 2024
<b>(A) Deferred Tax Assets:</b>				
Provision for Doubtful Advances, Claims and Debts	1,979.70	(74.70)	-	1,905.00
Employee Benefits	3,721.20	(225.40)	-	3,495.80
Others (Lease Liabilities and Site Restoration)	2,526.70	83.90	-	2,610.60
<b>TOTAL OF (A)</b>	<b>8,227.60</b>	<b>(216.20)</b>	<b>-</b>	<b>8,011.40</b>
<b>(B) Deferred Tax Liability:</b>				
Related to Property, Plant and Equipment and Intangible assets	1,211.30	1,640.40	-	2,851.70
Others	2.40	(2.40)	-	(0.00)
<b>TOTAL OF (B)</b>	<b>1,213.70</b>	<b>1,638.00</b>	<b>-</b>	<b>2,851.70</b>
<b>Net Deferred Tax Asset/ (Deferred Tax Liability) (C= A-B)</b>	<b>7,013.90</b>	<b>(1,854.20)</b>	<b>-</b>	<b>5,159.70</b>
D. Re measurement of Defined benefit Plan DTL/DTA	156.90	-	621.20	778.10
<b>Net Deferred Tax Asset/ (Deferred Tax Liability) (E=C+D)</b>	<b>7,170.80</b>	<b>(1,854.20)</b>	<b>621.20</b>	<b>5,937.80</b>

	Balance as on April 01, 2025	Recognised/ (reversed) in profit and loss during the period	Recognised in other comprehensive income during the period	Balance as on September 30, 2025
<b>(A) Deferred Tax Assets:</b>				
Provision for Doubtful Advances, Claims and Debts	927.30	(239.30)	-	688.00
Employee Benefits	3,555.60	(94.30)	-	3,461.30
Others (Lease Liabilities and Site Restoration)	2,330.10	81.90	-	2,412.00
<b>TOTAL OF (A)</b>	<b>6,813.00</b>	<b>(251.70)</b>	<b>-</b>	<b>6,561.30</b>
<b>(B) Deferred Tax Liability:</b>				
Related to Property, Plant and Equipment and Intangible assets	1,525.80	69.10	-	1,594.90
Others	(0.00)	-	-	(0.00)
<b>TOTAL OF (B)</b>	<b>1,525.80</b>	<b>69.10</b>	<b>-</b>	<b>1,594.90</b>
<b>Net Deferred Tax Asset/ (Deferred Tax Liability) (C= A-B)</b>	<b>5,287.20</b>	<b>(320.80)</b>	<b>-</b>	<b>4,966.40</b>
D. Re measurement of Defined benefit Plan DTL/DTA	341.10	-	265.20	606.30
<b>Net Deferred Tax Asset/ (Deferred Tax Liability) (E=C+D)</b>	<b>5,628.30</b>	<b>(320.80)</b>	<b>265.20</b>	<b>5,572.70</b>

Disclosed as:

	As at September 30, 2025	As at September 30, 2024	As at March 31, 2025	As at March 31, 2024	As at March 31, 2023
Deferred Tax Assets	5,572.70	5,937.80	5,628.30	7,170.80	10,482.70
Deferred Tax Liability	-	-	-	-	-
	<b>5,572.70</b>	<b>5,937.80</b>	<b>5,628.30</b>	<b>7,170.80</b>	<b>10,482.70</b>

**BHARAT COKING COAL LIMITED**  
**CIN - U10101JH1972GOI000918**  
**Notes to Restated Financial Information**

**NOTE 12.1 : REVENUE FROM OPERATIONS**

	(All amounts in ₹ Million, except as otherwise stated)									
	For The Six Months Ended September 30, 2025		For The Six Months Ended September 30, 2024		For The Year Ended March 31, 2025		For The Year Ended March 31, 2024		For The Year Ended March 31, 2023	
Sales	74,990.90		84,353.30		174,499.90		175,457.40		163,533.60	
Less : Statutory Levies	22,388.00		20,666.50		43,667.30		43,846.40		40,042.20	
Sales- Net (A) <sup>12.1.1 and 12.1.2</sup>	52,602.90		63,686.80		130,832.60		131,611.00		123,491.40	
Other Operating Revenue										
Subsidy for Sand Stowing & Protective Works							7.30		-	
Loading and additional transportation charges	3,190.40		3,633.60		7,339.00		7,157.00		7,742.40	
Less : Statutory Levies	214.30		2,976.10	251.90	3,381.70	473.70	6,865.30	674.90	6,482.10	410.50
									7,331.90	
Evacuation facilitating Charges	1,061.90		1,169.50		2,401.00		2,470.60		2,252.60	
Less: Statutory Levies	50.70		1,011.20	55.30	1,114.20	114.40	2,286.60	117.60	2,353.00	108.60
									2,144.00	
Reversal of Stripping Activity Provision <sup>12.1.3</sup>			-		279.20		(1,959.00)		2,005.20	
									(6,726.70)	
Other Operating Revenue (Net) (B)	3,987.30		4,775.10		7,192.90		10,847.60		2,749.20	
Revenue from Operations (A+B)	56,590.20		68,461.90		138,025.50		142,458.60		126,240.60	

**Note:**

**12.1.1** Sale above has been increased/(decreased) by estimated Coal Quality Variance (Net of reversal) of ₹88.20 Millions for the six months ended September 30, 2025, ₹ (209.17) Millions for the six months ended September 30, 2024, ₹ 364.09 Millions for FY 2024-25, ₹ (266.10) Millions for FY 2023-24 and ₹ 916.74 Millions for FY 2022-23.

**12.1.2** Sales include Performance Incentive (PI) recognised during the period ₹1199.90 Millions for the six months ended September 30, 2025, ₹ 1482.50 Millions for the six months ended September 30, 2024, ₹ 5921.00 Millions for FY 2024-25, ₹ 3735.10 Millions for FY 2023-24 and ₹5774.90 Millions for FY 2022-23.

**BHARAT COKING COAL LIMITED**  
**CIN - U10101JH1972GOI000918**  
**Notes to Restated Financial Information**

**NOTE 12.2 : OTHER INCOME**

	(All amounts in ₹ Million, except as otherwise stated)				
	For The Six Months Ended September 30, 2025	For The Six Months Ended September 30, 2024	For The Year Ended March 31, 2025	For The Year Ended March 31, 2024	For The Year Ended March 31, 2023
Interest Income <sup>12.2.1</sup>	751.90	1,056.90	1,763.30	1,682.00	590.80
Dividend Income from Mutual funds	-	-	-	-	-
<b>Others non-operating income (net of expenses directly attributable to such income)</b>	-	-	-	-	-
Profit on Sale of Assets	108.20	12.50	6.30	20.70	23.10
Gain on Foreign Exchange Transactions	-	-	-	-	-
Gain on Sale of Mutual Fund	0.40	42.50	52.80	125.60	76.10
Lease Rent	33.90	1.20	4.90	16.70	0.30
Provision Written Back <sup>12.2.2</sup>	966.50	29.60	54.70	27.60	122.10
Liability Written Back	2,337.10	797.50	1,498.80	575.70	2,059.30
Fair value changes (net)	-	-	0.10	2.30	1.10
Miscellaneous Income <sup>12.2.3</sup>	2,326.90	504.90	2,609.90	1,616.10	1,072.30
<b>TOTAL</b>	<b>6,524.90</b>	<b>2,445.10</b>	<b>5,990.80</b>	<b>4,066.70</b>	<b>3,945.10</b>

**Note:**

**12.2.1** Includes interest on income tax refund ₹ 50.40 Millions for the six months ended September 30, 2025, ₹ 404.20 Millions for the six months ended September 30, 2024, ₹ 404.20 Millions for FY 2024-25, ₹ 512.10 Millions for FY 2023-24 and ₹ 0.00 million for FY 2022-23).

**12.2.2 Details of provision written back**

For loans to body corporate and employees (4.2.1)	-	-	-	-	-
For trade receivables (4.3.1)	-	-	-	-	-
For financial deposits and receivables (4.6.1)	-	-	-	-	-
For coal and store inventories (5.1.1 and 5.1.2)	966.50	29.60	54.70	27.60	122.10
For other non current deposits and advances (6.1.1)	-	-	-	-	-
For other current deposits and advances (6.2.1)	-	-	-	-	-
<b>Total provision written back during the period/year</b>	<b>966.50</b>	<b>29.60</b>	<b>54.70</b>	<b>27.60</b>	<b>122.10</b>

**12.2.3** Includes amortisation of Deferred Income (Capital grant) of ₹44.50 Millions for the six months ended September 30, 2025, ₹55.70 Millions for the six months ended September 30, 2024, ₹ 67.70 Millions for FY 2024-25, ₹ 125.40 Millions for FY 2023-24 and ₹ 7.80 Millions for FY 2022-23.

**BHARAT COKING COAL LIMITED**  
**CIN - U10101JH1972GOI000918**  
**Notes to Restated Financial Information**

**NOTE 13.1 : COST OF MATERIALS CONSUMED**

	(All amounts in ₹ Million, except as otherwise stated)				
	For The Six Months Ended September 30, 2025	For The Six Months Ended September 30, 2024	For The Year Ended March 31, 2025	For The Year Ended March 31, 2024	For The Year Ended March 31, 2023
Explosives	1,314.70	1,393.70	2,824.70	3,622.60	5,313.30
Timber	0.60	0.60	3.00	1.90	5.40
Oil and Lubricants	1,070.60	1,242.10	2,501.20	2,977.20	3,728.50
HEMM Spares	229.20	294.40	710.70	474.60	465.90
Other consumable stores & spares	112.20	142.80	369.60	345.40	378.50
<b>Total</b>	<b>2,727.30</b>	<b>3,073.60</b>	<b>6,409.20</b>	<b>7,421.70</b>	<b>9,891.60</b>



**BHARAT COKING COAL LIMITED**  
**CIN - U10101JH1972GOI000918**  
**Notes to Restated Financial Information**

**NOTE:13.2 CHANGE IN INVENTORIES OF FINISHED GOODS, WORK IN PROGRESS AND STOCK IN TRADE**

(All amounts in ₹ Million, except as otherwise stated)

	For The Six Months Ended September 30, 2025	For The Six Months Ended September 30, 2024	For The Year Ended March 31, 2025	For The Year Ended March 31, 2024	For The Year Ended March 31, 2023
<b>Change in Inventory of coal</b>					
Stock at the beginning of the year	21,205.00	15,579.20	15,579.20	12,155.80	12,019.40
Opening Stock brought to Revenue	-	-	-	102.10	-
Stock at the closing of the year	20,168.10	16,814.20	21,205.00	15,579.20	12,156.60
	<b>1,036.90</b>	<b>(1,235.00)</b>	<b>(5,625.80)</b>	<b>(3,321.30)</b>	<b>(137.20)</b>
<b>Change in Inventory of workshop and press jobs</b>					
Stock at the beginning of the year					
Stock at the closing of the year	-	-	-	-	-
<b>Total</b>	<b>1,036.90</b>	<b>(1,235.00)</b>	<b>(5,625.80)</b>	<b>(3,321.30)</b>	<b>(137.20)</b>

**BHARAT COKING COAL LIMITED**  
**CIN - U10101JH1972GOI000918**  
**Notes to Restated Financial Information**

**NOTE 13.3 : EMPLOYEE BENEFITS EXPENSES**

(All amounts in ₹ Million, except as otherwise stated)

	For The Six Months Ended September 30, 2025	For The Six Months Ended September 30, 2024	For The Year Ended March 31, 2025	For The Year Ended March 31, 2024	For The Year Ended March 31, 2023
Salaries and Wages <sup>13.3.1</sup>	24,821.40	27,278.50	51,624.04	53,713.80	56,701.40
Contribution to Provident Fund and Other Funds <sup>13.3.2</sup>	4979.60	5376.80	12033.60	14,400.00	13,903.30
Staff welfare Expenses	574.20	708.10	1766.10	1,392.90	874.60
<b>TOTAL</b>	<b>30,375.20</b>	<b>33,363.40</b>	<b>65,423.74</b>	<b>69,506.70</b>	<b>71,479.30</b>

**Note:**

**13.3.1** Including allowances, bonus, incentives, performance related pay, overtime pay, sitting fees to independent directors etc.

**13.3.2** Expenses recognized for Provident Fund is ₹ 2454.20 Millions for the six months ended September 30, 2025, ₹ 2501.07 Millions for the six months ended September 30, 2024, ₹5017.00 Millions for FY 2024-25, ₹ 5094.70 Millions for FY 2023-24 & ₹ 4441.28 Millions for FY 2022-23; Pension Fund is ₹ 1293.60 Millions for the six months ended September 30, 2025, ₹1327.35 Millions for the six months ended September 30, 2024, ₹2845.20 Millions for FY 2024-25, for FY 2023-24 ₹ 2753.20 Millions & for FY 2022-23 ₹2259.23 Millions and CIL Executive Defined Contribution Pension Scheme (NPS) ₹ 105.00 Millions for the six months ended September 30, 2025, ₹ 108.57 Millions for the six months ended September 30, 2024, ₹216.00 Millions for FY 2024-25, for FY 2023-24 ₹ 227.70 Millions & for FY 2022-23 ₹ 753.96 Millions).

**13.3.3** Disclosures as per Ind AS 19 'Employee Benefits' in respect of provision made towards various employee benefits except those covered under actuarial valuation, are provided in Note 9.1.1.

**13.3.4** Disclosures as per Ind AS 19 'Employee Benefits' in respect of defined benefit plans and other long term employee benefit plans which are covered under actuarial valuation are disclosed in Note 16.

**BHARAT COKING COAL LIMITED**  
**CIN - U10101JH1972GOI000918**  
**Notes to Restated Financial Information**

**NOTE 13.4 : FINANCE COSTS**

(All amounts in ₹ Million, except as otherwise stated)

	For The Six Months Ended September 30, 2025	For The Six Months Ended September 30, 2024	For The Year Ended March 31, 2025	For The Year Ended March 31, 2024	For The Year Ended March 31, 2023
<b>Interest Expenses</b>					
Unwinding of discounts	347.70	321.90	718.90	604.60	556.90
Fair value changes (net)	-	-	-	-	-
Other Borrowing Costs <sup>13.4.1</sup>	252.80	-	6.00	13.70	-
Interest on Income Tax	-	-	-	-	-
<b>Total</b>	<b>600.50</b>	<b>321.90</b>	<b>724.90</b>	<b>618.30</b>	<b>556.90</b>

**Note:**

**13.4.1** It includes accrued interest on borrowings ₹31.50 Millions for the six months ended September 30, 2025 and ₹ 0.00 Millions for all other periods.

**BHARAT COKING COAL LIMITED**  
**CIN - U10101JH1972GOI000918**  
**Notes to Restated Financial Information**

**NOTE 13.5: DEPRECIATION/ AMORTIZATION/ IMPAIRMENT**

(All amounts in ₹ Million, except as otherwise stated)

	For The Six Months Ended September 30, 2025	For The Six Months Ended September 30, 2024	For The Year Ended March 31, 2025	For The Year Ended March 31, 2024	For The Year Ended March 31, 2023
<b>Depreciation/Amortization/Impairment</b>					
Property, Plant And Equipment (Note 3.1)	1,990.60	2,126.50	5,779.60	3,309.50	2,986.20
Capital Work In Progress (Note 3.2)	(0.60)	30.90	-	64.10	39.10
Exploration And Evaluation Assets (Note 3.3)	-	-	-	-	-
Intangible Assets (Note 3.4)	15.40	15.00	27.20	30.30	29.00
Intangible Assets Under Development (Note 3.5)	-	-	-	-	-
	<b>2,005.40</b>	<b>2,172.40</b>	<b>5,806.80</b>	<b>3,403.90</b>	<b>3,054.30</b>
Less:					
Transferred to expenditure during development of coal mines	-	-	-	-	-
<b>TOTAL</b>	<b>2,005.40</b>	<b>2,172.40</b>	<b>5,806.80</b>	<b>3,403.90</b>	<b>3,054.30</b>

**BHARAT COKING COAL LIMITED**  
**CIN - U10101JH1972GOI000918**  
**Notes to Restated Financial Information**

**NOTE 13.6 : STRIPPING ACTIVITY ADJUSTMENT**

	(All amounts in ₹ Million, except as otherwise stated)				
	For The Six Months Ended September 30, 2025	For The Six Months Ended September 30, 2024	For The Year Ended March 31, 2025	For The Year Ended March 31, 2024	For The Year Ended March 31, 2023
Improved access to coal	(5,854.60)	(5,023.30)	(7,723.00)	(1,851.70)	-
<b>Total</b>	<b>(5,854.60)</b>	<b>(5,023.30)</b>	<b>(7,723.00)</b>	<b>(1,851.70)</b>	<b>-</b>

**Note:**

**13.6.1** Improved access to coal: When the actual volume of overburden removed is greater than the expected volume of overburden removal, the stripping cost for excess overburden removed over the expected overburden removal is capitalised to the stripping activity asset.

**BHARAT COKING COAL LIMITED**  
**CIN - U10101JH1972GOI000918**  
**Notes to Restated Financial Information**

**NOTE 13.7 : CONTRACTUAL EXPENSES**

	(All amounts in ₹ Million, except as otherwise stated)				
	For The Six Months Ended September 30, 2025	For The Six Months Ended September 30, 2024	For The Year Ended March 31, 2025	For The Year Ended March 31, 2024	For The Year Ended March 31, 2023
Transportation Charges	1,322.90	1,692.90	2,819.90	3,420.10	3,361.10
Wagon Loading	71.70	118.00	282.10	305.80	314.80
Outsourcing Expenses for Coal and Overburden	18,020.40	15,414.80	37,338.10	24,804.70	17,511.60
Other Contractual Work	1,173.30	1,097.50	2,675.00	3,155.80	2,726.00
<b>Total</b>	<b>20,588.30</b>	<b>18,323.20</b>	<b>43,115.10</b>	<b>31,686.40</b>	<b>23,913.50</b>

**BHARAT COKING COAL LIMITED**  
**CIN - U10101JH1972GOI000918**  
**Notes to Restated Financial Information**

**NOTE 13.8 : OTHER EXPENSES**

	(All amounts in ₹ Million, except as otherwise stated)				
	For The Six Months Ended September 30, 2025	For The Six Months Ended September 30, 2024	For The Year Ended March 31, 2025	For The Year Ended March 31, 2024	For The Year Ended March 31, 2023
Power expenses	2197.70	2304.50	4,064.50	4,525.10	4,410.80
Repairs and Maintenance					
-Building	59.70	86.80	381.50	438.10	445.70
-Plant and Equipment	160.90	197.90	641.70	617.60	676.20
-Others	20.10	10.50	36.80	43.60	49.20
Travelling expenses	103.90	100.10	225.10	106.50	140.20
Training Expenses	13.80	33.50	70.50	96.40	80.40
Telephone & Internet	74.50	26.70	107.90	66.20	102.50
Advertisement & Publicity	19.10	13.40	36.30	34.80	31.20
Freight Charges	203.90	202.90	421.90	421.00	338.20
Demurrage	82.90	96.40	313.00	123.70	219.40
Under Loading Charges	308.80	368.40	706.60	501.00	555.80
Coal Sampling Charges	42.70	47.10	114.50	97.30	63.70
Security Expenses	2093.50	1732.60	3,829.30	3,693.60	3,595.40
Sitting Fees to Independent Directors	0.30	0.80	1.06	1.70	1.70
Legal Expenses	29.20	44.10	105.80	53.90	56.00
Consultancy Charges	53.10	15.50	34.50	13.40	24.30
Service Charges of CIL	157.50	191.00	405.00	411.00	361.80
Service Charges (CMPDI)	123.30	159.30	453.10	508.40	562.30
Loss on Sale/Discard/Surveyed of Assets	6.00	5.10	12.70	6.90	17.30
Auditor's Remuneration & Expenses					
For Audit Fees	-	-	3.10	2.50	2.50
For Taxation Matters	-	-	0.20	0.20	0.20
For Other Services	1.60	1.40	2.20	1.90	1.90
For Reimbursement of Exps.	0.30	0.30	0.90	1.50	2.10
Internal & Other Audit Expenses	15.50	14.30	32.70	31.80	33.80
Rehabilitation Charges	102.40	111.20	229.20	235.60	213.40
Lease Rent, Surface / Dead Rent & Hiring Charges	128.90	92.90	219.10	161.30	401.20
Rates & Taxes	2629.60	2199.80	5,045.00	4,769.20	2,655.00
Insurance	3.20	3.80	9.40	16.70	17.10
Loss on Exchange rate variance	-	-	-	-	-
Other Rescue/Safety Expenses	5.70	7.00	26.60	27.80	29.60
Siding Maintenance Charges	14.20	16.70	58.70	86.90	121.30
Research , Development and Survey expenses	-	-	-	-	-
Environmental & Tree Plantation Expenses	189.50	164.00	192.90	139.00	35.20
Expenses on Buyback of shares	-	-	-	-	-
Corporate Social Responsibility expenses <sup>13.8.2</sup>	36.20	56.40	286.70	100.90	133.60
Donations, Rewards & Grant	-	1.00	1.10	0.10	0.80
Other Social and Welfare Expenses	438.10	6.50	37.40	41.10	88.20
Provisions	16.00	8.10	48.00	22.30	21.00
Write off	-	1.50	-	-	-
Less: Write back of provisions recognized earlier on write off	-	-	-	-	-
Write off (Net of Write back of provisions recognized earlier)	-	1.50	-	-	-
Miscellaneous expenses	310.60	348.90	701.50	745.60	636.40
<b>TOTAL</b>	<b>9642.70</b>	<b>8670.40</b>	<b>18856.46</b>	<b>18144.60</b>	<b>16125.40</b>

Note:

(All amounts in ₹ Million, except as otherwise stated)

13.8.1 Details of provisions	Months Ended September 30, 2025	Months Ended September 30, 2024	For The Year Ended March 31, 2025	For The Year Ended March 31, 2024	For The Year Ended March 31, 2023
For loans to body corporate and employees (4.2.1)	-	-	-	-	-
For trade receivables (4.3.1)	-	-	-	-	-
For financial deposits and receivables (4.6.1)	-	-	-	-	-
For coal and store inventories (5.1.1 and 5.1.2)	16.00	8.10	48.00	22.30	21.00
For other non current deposits and advances (6.1.1)	-	-	-	-	-
For other current deposits and advances (6.2.1)	-	-	-	-	-
<b>Total provision made during the period/year</b>	<b>16.00</b>	<b>8.10</b>	<b>48.00</b>	<b>22.30</b>	<b>21.00</b>

### 13.8.2 Details of CSR Expenses

#### A. Activity wise break-up of CSR Expenses (incl. excess spent):

(All amounts in ₹ Million, except as otherwise stated)

	For The Six Months Ended September 30, 2025	For The Six Months Ended September 30, 2024	For The Year Ended March 31, 2025	For The Year Ended March 31, 2024	For The Year Ended March 31, 2023
Eradicating hunger, poverty and malnutrition	10.00	41.70	206.20	62.50	93.00
Promoting education, including special education and employment enhancing vocational skills	26.20	14.20	75.60	37.40	38.80
Gender equality and measures for reducing inequalities faced by socially and economically backward groups	-	-	2.50	0.50	-
Environmental Sustainability	-	-	-	-	-
Protection of National heritage, art and culture	-	0.50	0.60	0.50	-
Benefit of Armed forces veterans, war widows and their dependents	-	-	-	-	-
Training to promote rural sports, nationally recognised sports, Paralympic sports and Olympic sports	-	-	0.20	-	-
Contribution to fund set up by the Central Government for socio economic development	-	-	-	-	-
Contribution to incubators or research and development projects	-	-	-	-	-
Contributions to Universities and Research Institutes	-	-	-	-	-
Rural development projects	-	-	1.60	-	1.80
Slum area development	-	-	-	-	-
Disaster Management, including relief, rehabilitation and reconstruction activities	-	-	-	-	-
<b>Total</b>	<b>36.20</b>	<b>56.40</b>	<b>286.70</b>	<b>100.90</b>	<b>133.60</b>

#### B. CSR required to be spent and CSR Expenditure Break-up:

a) Amount Required to be spent during the year (2% of Average net profits of the company made during the three immediately preceding financial years under Section 135 of the Companies Act, 2013)	288.30	187.50	187.50	N.A.	N.A.
b) Amount approved by the Board to be spent during the year	288.30	256.10	288.70	100.90	114.20
<b>c) Amount spent during the year on:</b>					
(i) Construction/Acquisition of any Asset					-
(ii) on purposes other than (i) above	36.20	56.40	286.70	100.90	114.20
<b>Total</b>	<b>36.20</b>	<b>56.40</b>	<b>286.70</b>	<b>100.90</b>	<b>114.20</b>

	For The Six Months Ended September 30, 2025	For The Six Months Ended September 30, 2024	For The Year Ended March 31, 2025	For The Year Ended March 31, 2024	For The Year Ended March 31, 2023
CSR Expenses Spent	36.20	49.60	221.50	77.70	104.40
Less: Excess carried forward/(Utilised) during the year					
Add: Unspent CSR expense on ongoing projects		6.80	65.20	23.20	29.2
Add: Unspent CSR expense on other than ongoing					
<b>Amount recognised in Statement of Profit &amp; Loss</b>	<b>36.20</b>	<b>56.40</b>	<b>286.70</b>	<b>100.90</b>	<b>133.60</b>

<b>D. Unspent amount Other than ongoing Project [Section 135(5)]</b>	<b>For The Six Months Ended September 30, 2025</b>	<b>For The Six Months Ended September 30, 2024</b>	<b>For The Year Ended March 31, 2025</b>	<b>For The Year Ended March 31, 2024</b>	<b>For The Year Ended March 31, 2023</b>
Opening Balance	-	-	-	-	-
Deposited in Specified Fund of Schedule VII within 6 months	-	-	-	-	-
Amount required to be spent during the year	-	-	-	-	-
Amount spent during the year	-	-	-	-	-
Closing Balance	-	-	-	-	-

**E. Excess amount spent [Section 135(5)]**

<b>Year-wise details</b>	<b>Opening Balance</b>	<b>Amount required to be spent during the year</b>	<b>Amount spent during the year</b>	<b>Closing Balance</b>
2022-23	-	-	-	-
2023-24	-	-	-	-
2024-25	-	-	-	-
2025-26	-	-	-	-

<b>F. Unspent Ongoing Project [Section 135(6)]</b>		<b>For The Six Months Ended September 30, 2025</b>	<b>For The Six Months Ended September 30, 2024</b>	<b>For The Year Ended March 31, 2025</b>	<b>For The Year Ended March 31, 2024</b>	<b>For The Year Ended March</b>
Opening Balance	With Company	-	-	-	-	-
	In separate CSR Account	77.50	35.20	35.20	29.20	19.40
Amount required to be spent during the year		288.30	256.10	288.10	100.90	114.20
Amount spent during the year	From Company's Bank Account	36.20	49.60	223.00	77.70	85.00
	From Separate CSR Account	0.50	6.80	22.80	17.20	19.40
Closing Balance	With Company	-	-	-	-	-
	In separate CSR Account	77.00	28.40	77.50	35.20	29.20

<b>G. Provision for Liability of CSR Expenses</b>	<b>For The Six Months Ended September 30, 2025</b>	<b>For The Six Months Ended September 30, 2024</b>	<b>For The Year Ended March 31, 2025</b>	<b>For The Year Ended March 31, 2024</b>	<b>For The Year Ended March 31, 2023</b>
Opening Balance	77.50	35.20	35.20	100.00	75.00
Addition during the period	0.00	0.00	65.10		48.60
Adjustment during the year	0.50	6.80	22.80	64.80	23.60
Closing Balance	77.00	28.40	77.50	35.20	100.00

**BHARAT COKING COAL LIMITED**  
**CIN - U10101JH1972GOI000918**  
**Notes to Restated Financial Information**

**NOTE 14.1: TAX EXPENSE**

	(All amounts in ₹ Million, except as otherwise stated)				
	For The Six Months Ended September 30, 2025	For The Six Months Ended September 30, 2024	For The Year Ended March 31, 2025	For The Year Ended March 31, 2024	For The Year Ended March 31, 2023
Current Year	433.80	1,899.20	2,900.30	1,803.30	13.10
Earlier Year				-	-
<b>Total Current Tax</b>	<b>433.80</b>	<b>1,899.20</b>	<b>2,900.30</b>	<b>1,803.30</b>	<b>13.10</b>
Deferred Tax	320.80	1,854.20	1,726.70	3,468.80	(1,359.00)
MAT Credit Entitlement				-	-
<b>TOTAL</b>	<b>754.60</b>	<b>3,753.40</b>	<b>4,627.00</b>	<b>5,272.10</b>	<b>(1,345.90)</b>
<b>14.1.1 Reconciliation of Tax Expenses:</b>					
Profit/(Loss) before tax	1,993.40	11,240.40	17,028.90	20,916.70	5,301.90
At income tax rate of 25.168%	501.70	2,829.00	4,286.00	5,264.30	1,334.40
Less: Tax on exempted Income					
Add: Tax on non-deductible expenses/(Additional expenses allowed for tax purpose)	252.90	924.40	341.00	7.80	(2,680.30)
Adjustment for Tax under MAT provisions					
Adjustment for earlier year tax	-	-	-	-	-
<b>Income Tax Expenses reported in statement of Profit and Loss</b>	<b>754.60</b>	<b>3,753.40</b>	<b>4,627.00</b>	<b>5,272.10</b>	<b>(1,345.90)</b>
<b>Effective income tax rate :</b>	<b>37.85%</b>	<b>33.39%</b>	<b>27.17%</b>	<b>25.21%</b>	<b>-25.39%</b>

14.1.1 Refer Note 11.2 for component of deferred tax assets / (liabilities).

**BHARAT COKING COAL LIMITED**  
**CIN - U10101JH1972GOI000918**  
**Notes to Restated Financial Information**

**NOTE 15.1 : OTHER COMPREHENSIVE INCOME**

	(All amounts in ₹ Million, except as otherwise stated)				
	For The Six Months Ended September 30, 2025	For The Six Months Ended September 30, 2024	For The Year Ended March 31, 2025	For The Year Ended March 31, 2024	For The Year Ended March 31, 2023
<b>(i) Items that will not be reclassified to profit or loss</b>					
Re measurement of defined benefit plans <sup>15.1.1</sup>	(1,053.90)	(2,468.30)	(731.70)	(623.30)	(1,799.40)
	(1,053.90)	(2,468.30)	(731.70)	(623.30)	(1,799.40)
<b>(ii) Income tax relating to items that will not be reclassified to profit or loss</b>					
Re measurement of defined benefit plans	(265.20)	(621.20)	(184.20)	(156.90)	(452.90)
	(265.20)	(621.20)	(184.20)	(156.90)	(452.90)
<b>(iii) Items that will be reclassified to profit or loss</b>					
Share of OCI in Joint ventures				-	-
	-	-	-	-	-
<b>(iv) Income tax relating to items that will be reclassified to profit or loss</b>					
Share of OCI in Joint ventures				-	-
	-	-	-	-	-
<b>Total (i+ii+iii+iv)</b>	<b>(788.70)</b>	<b>(1,847.10)</b>	<b>(547.50)</b>	<b>(466.40)</b>	<b>(1,346.50)</b>

Note:

**15.1.1** Represents figure in respect of Gratuity ₹ (658.20) Millions for the six months ended September 30, 2025, ₹ (2308.50) Millions for the six months ended September 30, 2024, ₹(701.40) Millions for FY 2024-25, ₹(736.80) Millions for FY 2023-24 and ₹ (1690.70) Millions for FY 2022-23; for post retirement medical benefits ₹ (395.70) Millions for the six months ended September 30, 2025, ₹ (159.80) Millions for the six months ended September 30, 2024, ₹(30.30) Millions for FY 2024-25, ₹113.50 Millions for FY 2023-24 and ₹ (108.70) Millions for FY 2022-23.



**BHARAT COKING COAL LIMITED**  
**CIN - U10101JH1972GOI000918**  
**Notes to Restated Financial Information**

**NOTE 16 - ADDITIONAL NOTES TO THE RESTATED FINANCIAL INFORMATION**

**1 Contingent Liabilities and Contingent Assets -**

**I. Claims against the Company not acknowledged as debts (to the extent not provided for)**

(All amounts in ₹ Million, except as otherwise stated)

Sl No.	Particulars	Central Government	State Government and local authorities	Central Public Sector Enterprises	Others	Total
1	Opening as at April 01, 2025	8,178.00	10,817.50	0.00	22,891.90	41,887.40
2	Additions during the year	210.00	1,234.30	0.00	16.40	1,460.70
3	Claims settled during the year					
a.	From Opening Balance	2,076.40	4,269.30	0.00	431.30	6,777.00
b.	Out of addition during the year	0.00	516.10	0.00	69.10	585.20
4	Closing as at September 30, 2025	6,311.60	7,266.40	0.00	22,407.90	35,985.90

(All amounts in ₹ Million, except as otherwise stated)

Sl No.	Particulars	Central Government	State Government and local authorities	Central Public Sector Enterprises	Others	Total
1	Opening as at April 01, 2024	12,076.70	11,608.10	0.00	20,834.10	44,518.90
2	Additions during the year	1.40	0.00	0.00	2,322.40	2,323.80
3	Claims settled during the year					
a.	From Opening Balance	2,129.50	399.70	0.00	0.00	2,529.20
b.	Out of addition during the year	0.00	0.00	0.00	334.80	334.80
4	Closing as at September 30, 2024	9,948.60	11,208.40	0.00	22,821.70	43,978.70

(All amounts in ₹ Million, except as otherwise stated)

Sl No.	Particulars	Central Government	State Government and local authorities	Central Public Sector Enterprises	Others	Total
1	Opening as at April 01, 2024	12,076.70	11,608.10	0.00	20,834.10	44,518.90
2	Additions during the year	306.33	677.53	0.00	2,444.81	3,428.67
3	Claims settled during the year					
a.	From Opening Balance	4,204.99	1,468.13	0.00	50.05	5,723.17
b.	Out of addition during the year	0.04	0.00	0.00	336.96	337.00
4	Closing as at March 31, 2025	8,178.00	10,817.50	0.00	22,891.90	41,887.40

(All amounts in ₹ Million, except as otherwise stated)

Sl No.	Particulars	Central Government	State Government and local authorities	Central Public Sector Enterprises	Others	Total
1	Opening as at April 01, 2023	16,219.30	12,756.80	0.00	18,808.80	47,784.90
2	Additions during the year	718.30	2,764.20	0.00	2,238.40	5,720.90
3	Claims settled during the year					
a.	From Opening Balance	4,860.90	3,912.90	0.00	213.10	8,986.90
b.	Out of addition during the year					0.00
4	Closing as at March 31, 2024	12,076.70	11,608.10	0.00	20,834.10	44,518.90

(All amounts in ₹ Million, except as otherwise stated)

Sl No.	Particulars	Central Government	State Government and local authorities	Central Public Sector Enterprises	Others	Total
1	Opening as at April 01, 2022	21,615.10	11,035.90	0.00	6,201.70	38,852.70
2	Additions during the year	21.50	2,402.90	0.00	12,625.80	15,050.20
3	Claims settled during the year					
a.	From Opening Balance	5,417.30	682.00	0.00	18.70	6,118.00
b.	Out of addition during the year					0.00
4	Closing as at March 31, 2023	16,219.30	12,756.80	0.00	18,808.80	47,784.90

(All amounts in ₹ Million, except as otherwise stated)						
Contingent Liability						
Sl No.	Particulars	As at September 30, 2025	As at September 30, 2024	As at March 31, 2025	As at March 31, 2024	As at March 31, 2023
1	<b>Central Government</b>					
	Income Tax	3844.40	6597.30	5785.30	6597.50	8893.80
	Sales Tax: CST	1527.40	2760.90	1566.00	2760.90	4617.90
	Central Excise	885.30	524.00	775.50	2651.90	2658.10
	Service Tax	54.50	66.40	51.20	66.40	49.50
	<b>Sub-Total</b>	<b>6311.60</b>	<b>9948.60</b>	<b>8178.00</b>	<b>12076.70</b>	<b>16219.30</b>
2	<b>State Government and local authority</b>					
	Sales Tax: VAT	1689.90	2457.00	1925.40	2457.00	4474.10
	GST	2180.90	1103.00	1103.00	1103.00	1880.10
	Royalty	558.80	4712.50	4913.30	5112.20	3444.40
	Holding Tax	2522.30	2522.30	2522.30	2522.30	2522.30
	Electricity Duty	231.70	314.20	266.00	314.20	301.30
	Others Statutory Dues (RE/PE Cess)	82.80	99.40	87.50	99.40	134.60
	<b>Sub-Total</b>	<b>7266.40</b>	<b>11208.40</b>	<b>10817.50</b>	<b>11608.10</b>	<b>12756.80</b>
3	<b>Central Public Sector Enterprises</b>					
	<b>Sub- Total</b>	<b>0.00</b>	<b>0.00</b>	<b>0.00</b>	<b>0.00</b>	<b>0.00</b>
4	<b>Others</b>					
	Suits against the Company under litigation	9591.80	10028.50	10076.60	9093.10	6899.20
	Arbitration proceedings	11970.10	11969.70	11969.70	11140.80	11297.80
	Misc (Land)	846.00	823.50	845.60	600.20	611.80
	<b>Sub-Total</b>	<b>22407.90</b>	<b>22821.70</b>	<b>22891.90</b>	<b>20834.10</b>	<b>18808.80</b>
	<b>Grand Total</b>	<b>35985.90</b>	<b>43978.70</b>	<b>41887.40</b>	<b>44518.90</b>	<b>47784.90</b>

No interest is expected in the settlement of cases under contingent liabilities, except where management has an adverse view.

The company's pending litigation comprises of claims against the company and proceedings pending tax/statutory/Government authorities. The company has reviewed all its pending litigations and proceedings and has made adequate provisions, and disclosed the contingent liabilities, where applicable, in its Restated Financial Information. The company does not expect the outcome of these proceedings to have a material impact on its financial position. Future cash outflows in respect of above are dependent upon the outcome of judgements/decisions.

#### Other Disclosures on Contingent Liabilities:

(i) Penalty pursuant to Supreme Court Judgment in WP (Civil) 114 of 2014- Common Cause Case: Demand notices amounting to ₹ 173,444.60 Millions have been issued in respect of 47 Projects/Mines/Collieries of the Area by State Government in pursuance of the judgment dated 02.08.2017 of Hon'ble Supreme Court of India vide W.P. (C) No. 114 of 2014 in Common Cause vs. Union of India & Ors. It has been alleged that Coal Production have been undertaken either without Environmental Clearance, Forest Clearance, Consent to operate and/or NOC/Consent to Establish or beyond the approved limits of production given under such clearances. The execution of the above demand notices is stayed in exercise of the power under rule 55(5) of Mineral Concession Rules, 1960 read with Sec 30 of the MMDR Act, till further order. An order dated November 03, 2022 issued by JS& RA under 30 of the MMDR Act, 1957 set-aside demand notices amounting to ₹ 173,444.60 Millions in respect of 47 Projects/Mines/Collieries of the Area.

(ii) Various Certificate Cases are pending before Certificate Officer in District Mining Officer's (D.M.O.'s) Office in respect of Royalty on shortage of Stock of Coal at Areas. Hon'ble Supreme Court has directed the D.M.O.'s to quantify the demand for Royalty payable after determining shortages arising from inflation, pilferage, over reporting of production of Coal etc. In view of above direction of the Hon'ble Supreme Court, the amount involved as per Certificate Case is yet to be revised/confirmed by the D.M.O. Hence the same has not been provided in the Restated Financial Information but has been considered as contingent liabilities as shown above.

(iii) Disputed Receivable / Payable a/c DLF - As per the terms of Agreement, there are Receivables from DLF against cost of supply of (i) rejects and (ii) startup/back up / emergency power by Madhuban Coal Washery (MCW) to DLF and Payables to DLF for Energy received by MCW from Captive Power Plant (CPP) installed by DLF. The matter is sub-judice-one at Dhanbad Court and another at Appellate Tribunal for Electricity, New Delhi-on account of disputes over price/quality of rejects vis-à-vis below guaranteed performance of CPP. Accordingly, Interest receivable/payable on net outstanding has not been accounted for at this stage. However, the net interest @ 18% p.a. simple up to September 30, 2025 comes to ₹ 406.70 Millions, up to September 30, 2024 comes to ₹ 388.80 Millions, up to March 31, 2025 comes to ₹ 419.97 Millions, up to March 31, 2024 ₹ 388.80 Millions and up to March 31, 2023 ₹ 371.70 Millions payable to DLF and has so been considered as Contingent Liability.

## II. Contingent Assets

A contingent asset is a possible asset that arises from past events and whose existence will be confirmed only by the occurrence or non-occurrence of one or more uncertain future events not wholly within the control of the entity. During the normal course of business, several unresolved claims are currently outstanding. The inflow of economic benefits, in respect of such claims cannot be measured due to uncertainties that surround the related events and circumstances.

#### Bank Guarantee issued by the Company

(All amounts in ₹ Million, except as otherwise stated)						
Description	As at September 30, 2025	As at September 30, 2024	As at March 31, 2025	As at March 31, 2024	As at March 31, 2023	
Against floating charge on current assets	3077.40	2945.80	2,998.50	2,942.30	2,621.40	

#### Letter of Credit issued by the Company

(All amounts in ₹ Million, except as otherwise stated)						
Description	As at September 30, 2025	As at September 30, 2024	As at March 31, 2025	As at March 31, 2024	As at March 31, 2023	
Outstanding as at the reporting date	4852.60	3928.60	4,413.70	3,927.90	58.70	

#### Commitments:

##### 1. Capital Commitments

(All amounts in ₹ Million, except as otherwise stated)						
Description	As at September 30, 2025	As at September 30, 2024	As at March 31, 2025	As at March 31, 2024	As at March 31, 2023	
Estimated amount of contract remaining to be executed on capital account not provided for:						
a) Land	507.90	335.80	477.90	0.00	0.00	
b) Buildings	666.90	808.80	663.60	953.80	842.80	
c) Plant & Machinery	0.00	0.00	0.00	103.80	207.80	
d) Others	4564.60	4489.30	4,922.30	4,698.80	4,436.60	
<b>Total</b>	<b>5,739.40</b>	<b>5,633.90</b>	<b>6,063.80</b>	<b>5,756.40</b>	<b>5,487.20</b>	

## 2 Related Party Information

#### (a) Holding Company -

Coal India Limited (CIL)

#### (b) Subsidiaries of Holding Company -

i. Eastern Coalfields Limited (ECL)

ii. Central Coalfields Limited (CCL)

iii. Northern Coalfields Limited (NCL)

iv. Western Coalfields Limited (WCL)

v. South Eastern Coalfields Limited (SECL)

vi. Mahanadi Coalfields Limited (MCL)

vii. Central Mine Planning & Design Institute Limited (CMPDI)

viii. CIL Solar Pvt. Ltd. (CSPL)

ix. CIL Navikarniya Urja Limited (CNUL)

- x. Coal India Africana Limitada, Mozambique (CIAL)  
xi. Bharat Coal Gasification & Chemicals Limited (BCGCL)  
xii. Coal Gas India Limited (CGIL)

**b) Post-Employment Benefit Fund and Others:**

- i. Coal India Employees Gratuity Fund  
ii. Coal Mines Provident Fund (CMPF)  
iii. Coal India Superannuation Benefit Fund Trust  
iv. Contributory Post-Retirement Medical Scheme for Non-Executives Modified  
v. CIL Executive Defined Contribution Pension Trust  
vi. Indian Institute of Coal Management (IICM) - Registered Society of Holding Company  
vii. Coal India Sports Promotion Association (CISPA)

**c) Board of Directors & Key Managerial Personnel:**

**As at September 30, 2025**

Name	Designation	Date (if joined/ceased during the financial year)
Shri Samiran Dutta	Chairman cum Managing Director	Cessation w.e.f. 01.09.2025
Sri Debashish Nanda	Non-Executive Director; Government Nominee; Director (BD) CIL	Tenure Ended on 01.06.2025
Sri Rakesh Kumar Sahay	Director (Finance)	Cessation w.e.f. 01.09.2025
Shri Sanjay Kumar Singh	Director (Technical/OP)	
Shri Lakhpat Singh Choudhary	Non-Executive Director (MoC)	Appointment w.e.f. 08.04.2025 Cessation w.e.f. 01.05.2025
Sri Murlikrishna Ramaiah	Director (Personnel)	
Shri Sanoj Kumar Jha	Non-Executive Director (MoC)	Appointment w.e.f. 01.05.2025
Dr. Arun Kumar Oraon	Independent Director	Appointment w.e.f. 30.04.2025
Shri Sanjay Kumar	Independent Director	Appointment w.e.f. 14.05.2025
Smt. Vismita Tej	Non-Executive Director (Project Advisor, MoC, Govt. Nominee)	Tenure Ended on 08.04.2025
Shri Manoj Kumar Agarwal	Chairman cum Managing Director & Addl. Charge of D(F)	Joined on 01.09.2025 as (CMD & D(F))
Shri Manoj Kumar Agarwal	Director (Technical/P&P)	Cessation on 01.09.2025
Shri Niladri Roy	Director (Technical/P&P)(Addl. Charge)	Joined on 05.09.2025
Shri B.K. Parui	Company Secretary	

**As at September 30, 2024**

Name	Designation	Date (if joined/ceased during the financial year)
Shri Samiran Dutta	Chairman cum Managing Director	
Sri Debashish Nanda	Government Nominee Director; Director (BD) CIL	
Sri Rakesh Kumar Sahay	Director (Finance)	
Shri Sanjay Kumar Singh	Director (Technical/OP)	
Sri Shankar Nagachari	Director (Technical/P&P) Additional charge	
Sri Murlikrishna Ramaiah	Director (Personnel)	
Shri Anandji Prasad	Part time Director (Project Advisor, MoC, Govt. Nominee)	
Smt. Shashi Singh	Independent Director	
Shri Alok Kumar Agrawal	Independent Director	
Shri Satyabrata Panda	Independent Director	
Shri Ram Kumar Roy	Independent Director	
Shri B.K. Parui	Company Secretary	

**As at March 31, 2025**

Name	Designation	Date (if joined/ceased during the financial year)
Shri Samiran Dutta	Chairman cum Managing Director	
Sri Debashish Nanda	Non-Executive Director; Government Nominee; Director (BD) CIL	
Sri Rakesh Kumar Sahay	Director (Finance)	
Shri Sanjay Kumar Singh	Director (Technical/OP)	
Sri Shankar Nagachari	Director (Technical/P&P) Additional charge	Tenure Ended on January 27, 2025
Sri Murlikrishna Ramaiah	Director (Personnel)	
Shri Anandji Prasad	Non-Executive Director (Project Advisor, MoC, Govt. Nominee)	Tenure Ended on January 20, 2025
Smt. Shashi Singh	Independent Director	Tenure Ended on October 31, 2024
Shri Alok Kumar Agrawal	Independent Director	Tenure Ended on October 31, 2024
Shri Satyabrata Panda	Independent Director	Tenure Ended on October 31, 2024
Shri Ram Kumar Roy	Independent Director	Tenure Ended on October 31, 2024
Smt. Vismita Tej	Non-Executive Director (Project Advisor, MoC, Govt. Nominee)	Joined on January 20, 2025
Shri Manoj Kumar Agarwal	Director (Technical/P&P)	Joined on January 27, 2025
Shri B.K. Parui	Company Secretary	

**As at March 31, 2024**

Name	Designation	Date (if joined/ceased during the financial year)
Shri Samiran Dutta	Chairman cum Managing Director	
Sri Debashish Nanda	Non-Executive Director; Government Nominee; Director (BD) CIL	
Sri Rakesh Kumar Sahay	Director (Finance)	Joined April 14, 2023
Shri Sanjay Kumar Singh	Director (Technical/P&P/OP)	Ceased from June 30, 2023
Shri Sanjay Kumar Singh	Director (Technical/OP)	Joined on October 10, 2023
Shri Sanjay Kumar Singh	Director (Technical/P&P)	Additional Charge Joined October 10, 2023 Ceased January 11, 2024
Shri Uday A Kaole	Director (Technical/OP)	Ceased from December 19, 2023
Sri Shankar Nagachari	Director (Technical/P&P) Additional charge	Joined January 12, 2024
Sri Murlikrishna Ramaiah	Director (Personnel)	
Shri Anandji Prasad	Non-Executive Director (Project Advisor, MoC, Govt. Nominee)	

Smt. Shashi Singh	Independent Director	
Shri Alok Kumar Agrawal	Independent Director	
Shri Satyabrata Panda	Independent Director	
Shri Ram Kumar Roy	Independent Director	
Shri B.K. Parui	Company Secretary	

As at March 31, 2023

Name	Designation	Date (if joined/ceased during the financial year)
Shri Samiran Dutta	Chairman cum Managing Director	
Shri Samiran Dutta	Director (Finance) Additional charge	
Sri P.V.K.R. Mallikarjuna	Director (Personnel)	Ceased from July 31, 2022
Sri Harsh Nath Mishra	Director (Personnel)	Additional Charge Joined November 01, 2022 Ceased February 22, 2023
Sri Murlikrishna Ramaiah	Director (Personnel)	Joined February 23, 2023
Shri Sanjay Kumar Singh	Director (Technical/OP)	
Shri Uday A Kaole	Director (Technical/P&P)	Joined August 22, 2022
Lt. Gen Narendra Singh	Independent Director	Ceased from July 09, 2022
Shri B. Veera Reddy	Non-Executive Director; Government Nominee; Director (T) CIL	Ceased from August 23, 2022
Sri Debashish Nanda	Non-Executive Director; Government Nominee; Director (BD) CIL	Joined August 23, 2022
Shri Anandji Prasad	Non-Executive Director (Project Advisor, MoC, Govt. Nominee)	
Smt. Shashi Singh	Independent Director	
Shri Alok Kumar Agrawal	Independent Director	
Shri Satyabrata Panda	Independent Director	
Shri Ram Kumar Roy	Independent Director	
Shri B.K. Parui	Company Secretary	

d) Remuneration of Board of Directors & Key Managerial Personnel:

(All amounts in ₹ Million, except as otherwise stated)

Sl. No.	Particulars	For The Six Months Ended September 30, 2025	For The Six Months Ended September 30, 2024	For The Year Ended March 31, 2025	For The Year Ended March 31, 2024	For The Year Ended March 31, 2023
(i)	<b>Short Term Employee Benefits</b>					
	a. Payment to Chairman cum Managing Directors, Whole Time Directors, Chief Financial Officer and Company Secretary	16.50	12.50	27.10	26.40	25.30
	b. Sitting Fees to Independent Directors	0.30	0.80	1.06	1.70	1.70
(ii)	Post-Employment Benefits	0.00	0.00	0.00	3.90	1.60
(iii)	Other Long-term Benefits	0.00	0.00	0.00	0.00	0.00
(iv)	Termination Benefits	0.00	0.00	0.00	0.00	0.00
(v)	Share Based Payment	0.00	0.00	0.00	0.00	0.00
	<b>TOTAL</b>	<b>16.80</b>	<b>13.30</b>	<b>28.16</b>	<b>32.00</b>	<b>28.60</b>

e) Balance Outstanding with Key Managerial Personnel:

(All amounts in ₹ Million, except as otherwise stated)

Sl. No.	Particulars	As at September 30, 2025	As at September 30, 2024	As at March 31, 2025	As at March 31, 2024	As at March 31, 2023
(i)	Amount Payable	0.00	0.00	0.00	0.00	0.00
(ii)	Amount Receivable	0.00	0.00	0.00	0.00	0.00

f) No Trade or other receivables are due from directors or other officers of the company either severally or jointly with any other person. Nor any trade or other receivable are due from firms or private companies respectively in which any director is a partner, a director or member. Further there are no loans to related parties (Directors, Key Managerial Persons and others).

g) Related Party Transactions within Group

The company has entered into transactions with Coal India Limited (Holding company), which include Apex charges, Rehabilitation charges, Dividend payment, IICM charges and other expenditure incurred by or on behalf of other subsidiaries of Coal India Limited through current account.

Transactions with Related Parties during the six months ended September 30, 2025

(All amounts in ₹ Million, except as otherwise stated)

Name of the Related Party	Other Services				
	Apex Charges	Rehabilitation Charges	Interest on Funds parked by Subsidiaries	IICM Charges	Any Other*
CIL	157.50	102.40	0.00	0.00	8442.20
IICM	0.00	0.00	0.00	0.00	0.00
CMPDIL	0.00	0.00	0.00	0.00	286.30

\* Transactions under "Any Other" represent Dividend Payment to CIL and Consultancy charges paid to CMPDIL.

Balances with Related Parties as at September 30, 2025

(All amounts in ₹ Million, except as otherwise stated)

Name of the Related Party	Loan to Related Party	Loan from Related Party	Current Account Balances (Payable) / Receivable	Outstanding Balances (Payables) / Receivables
Coal India Limited (CIL)	0.00	0.00	(3671.50)	0.00
IICM	0.00	0.00	(0.10)	0.00
Central Mine Planning & Design Institute Limited (CMPDI)	0.00	0.00	0.00	(443.10)

Transactions with Related Parties during the six months ended September 30, 2024

(All amounts in ₹ Million, except as otherwise stated)

Name of the Related Party	Other Services				
	Apex Charges	Rehabilitation Charges	Interest on Funds parked by Subsidiaries	IICM Charges	Any Other*
CIL	191.00	111.20	0.00	0.00	444.30
IICM	0.00	0.00	0.00	0.00	0.00
CMPDIL	0.00	0.00	0.00	0.00	389.10

\* Transactions under "Any Other" represent Dividend Payment to CIL and Consultancy charges paid to CMPDIL.

Balances with Related Parties as at September 30, 2024

(All amounts in ₹ Million, except as otherwise stated)

Name of the Related Party	Loan to Related Party	Loan from Related	Current Account Balances (Payable) / Receivable	Outstanding Balances (Payables) / Receivables
---------------------------	-----------------------	-------------------	---	---

NAME OF THE RELATED PARTY	AMOUNT TO RELATED PARTY	Party	DEBITORS (Payables) / Receivable	(Payables) / Receivables
Coal India Limited (CIL)	0.00	0.00	(3,673.80)	0.00
IICM	0.00	0.00	(0.10)	0.00
Central Mine Planning & Design Institute Limited (CMPDIL)	0.00	0.00	0.00	(238.70)

#### Transactions with Related Parties during the Year Ended March 31, 2025

(All amounts in ₹ Million, except as otherwise stated)

Name of the Related Party	Other Services				
	Apex Charges	Rehabilitation Charges	Interest on Funds parked by Subsidiaries	IICM Charges	Any Other*
CIL	405.00	229.20	0.00	0.00	444.30
IICM	0.00	0.00	0.00	37.80	0.00
CMPDIL	0.00	0.00	0.00	0.00	866.00

\* Transactions under "Any Other" represent Dividend Payment to CIL and Consultancy charges paid to CMPDIL.

#### Balances with Related Parties as at March 31, 2025

(All amounts in ₹ Million, except as otherwise stated)

Name of the Related Party	Loan to Related Party	Loan from Related Party	Current Account Balances (Payable) / Receivable	Outstanding Balances (Payables) / Receivables
Coal India Limited (CIL)	0.00	0.00	(3370.80)	0.00
IICM	0.00	0.00	(0.10)	0.00
Central Mine Planning & Design Institute Limited (CMPDI)	0.00	0.00	0.00	(509.30)

#### Transactions with Related Parties during the Year Ended March 31, 2024

(All amounts in ₹ Million, except as otherwise stated)

Name of the Related Party	Other Services				
	Apex Charges	Rehabilitation Charges	Interest on Funds parked by Subsidiaries	IICM Charges	Any Other*
CIL	411.00	235.60	0.00	0.00	0.00
IICM	0.00	0.00	0.00	0.00	0.00
CMPDIL	0.00	0.00	0.00	0.00	802.90

\* Transactions under "Any Other" represent Consultancy charges paid to CMPDIL.

#### Balances with Related Parties as at March 31, 2024

(All amounts in ₹ Million, except as otherwise stated)

Name of the Related Party	Loan to Related Party	Loan from Related Party	Current Account Balances (Payable) / Receivable	Outstanding Balances (Payables) / Receivables
CIL	0.00	0.00	(3613.80)	0.00
IICM	0.00	0.00	0.00	(7.50)
CMPDIL	0.00	0.00	0.00	(530.70)

#### Transactions with Related Parties during the Year Ended March 31, 2023

(All amounts in ₹ Million, except as otherwise stated)

Name of the Related Party	Other Services				
	Apex Charges	Rehabilitation Charges	Interest on Funds parked by Subsidiaries	IICM Charges	Any Other*
CIL	361.80	213.40	0.00	0.00	0.00
IICM	0.00	0.00	0.00	38.50	0.00
CMPDIL	0.00	0.00	0.00	0.00	1040.40

\* Transactions under "Any Other" represent Consultancy charges paid to CMPDIL.

#### Balances with Related Parties as at March 31, 2023

(All amounts in ₹ Million, except as otherwise stated)

Name of the Related Party	Loan to Related Party	Loan from Related Party	Current Account Balances (Payable) / Receivable	Outstanding Balances (Payables) / Receivables
CIL	0.00	0.00	(3954.60)	0.00
IICM	0.00	0.00	(0.10)	(7.50)
CMPDIL	0.00	0.00	0.00	(352.80)

#### Disclosure of Central Mine Planning & Design Institute Limited (CMPDI)

(All amounts in ₹ Million, except as otherwise stated)

Sr. No	Description	Note No.	For The Six Months Ended September 30, 2025	For The Six Months Ended September 30, 2024	For The Year Ended March 31, 2025	For The Year Ended March 31, 2024	For The Year Ended March 31, 2023
<b>Transactions during the year</b>							
1	Capital Expenses	3.1	0.00	0.00	0.00	0.00	0.00
2		3.2	163.10	229.80	412.90	294.50	478.10
3		3.3	0.00	0.00	0.00	0.00	0.00
4		3.4	0.00	0.00	0.00	0.00	0.00
5		3.5	0.00	0.00	0.00	0.00	0.00
6	CMPDIL Expense	13.8	123.20	159.30	453.10	508.40	562.30
7	Environment expense	13.8	0.00	0.00	0.00	0.00	0.00
8	Other heads		0.00	0.00	0.00	0.00	0.00
<b>Balances as at Reporting Date</b>			<b>As at September 30, 2025</b>	<b>As at September 30, 2024</b>	<b>As at March 31, 2025</b>	<b>As at March 31, 2024</b>	<b>As at March 31, 2023</b>
1	Payable for Capital expenditure	8.4	224.20	77.10	233.70	170.00	119.60
2	Trade Payable	8.3	218.90	161.60	275.60	360.70	233.20
3	Other heads		0.00	0.00	0.00	0.00	0.00

### 3 Fair Value Measurement

#### a) Financial Instruments by Category

(All amounts in ₹ Million, except as otherwise stated)

Particulars	As at March 31, 2025		As at March 31, 2024		As at March 31, 2023	
	FVTPL	Amortized cost	FVTPL	Amortized cost	FVTPL	Amortized cost
<b>Financial Assets</b>						
Investments:						
Secured Bonds	0.00	0.00	0.00	0.00	0.00	0.00
Co-operative Shares	0.00	0.00	0.00	0.00	0.00	0.00
Mutual Fund/ ICD	4.10	0.00	2,665.20	0.00	4,997.20	0.00



The Group considers that the Security Deposits does not include a significant financing component. Security deposits coincide with the company's performance and the contract requires amounts to be retained for reasons other than the provision of finance. The withholding of a specified percentage of each milestone payment is intended to protect the interest of the group, from the contractor failing to adequately complete its obligations under the contract. Accordingly, transaction cost of Security deposit is considered as fair value at initial recognition and subsequently measured at amortised cost.

**Significant estimates:** The fair value of financial instruments that are not traded in an active market is determined using valuation techniques. The Group uses its judgment to select a method and makes suitable assumptions at the end of each reporting period.

#### 4 Financial Risk Management

##### a) Financial risk management objectives and policies

The Company's principal financial liabilities comprise loans and borrowings, trade and other payables. The main purpose of these financial liabilities is to finance the Company's operations and to provide guarantees to support its operations. The Company's principal financial assets include loans, trade and other receivables, and cash and cash equivalents that is derived directly from its operations.

The Company is exposed to market risk, credit risk and liquidity risk. The Company's senior management oversees the management of these risks. The Company's senior management is supported by a risk committee that advises, inter alia, on financial risks and the appropriate financial risk governance framework for the Company. The risk committee provides assurance to the Board of Directors that the Company's financial risk activities are governed by appropriate policies and procedures and that financial risks are identified, measured and managed in accordance with the Company's policies and risk objectives. The Board of Directors reviews and agrees policies for managing each of these risks, which are summarized below.

**This note explains the sources of risk which the entity is exposed to and how the entity manages the risk and the impact of hedge accounting in the Restated Financial Information.**

Risk	Exposure arising from	Measurement	Management
Credit Risk	Cash and Cash equivalents, trade receivables financial asset measured at amortised cost	Ageing analysis/ Credit rating	Department of public enterprises (DPE guidelines), diversification of bank deposits credit limits and other securities
Liquidity Risk	Borrowings and other liabilities	Periodic cash flows	Availability of committed credit lines and borrowing facilities
Market Risk-foreign exchange	Future commercial transactions, recognised financial assets and liabilities not denominated in INR	Cash flow forecast sensitivity analysis	Regular watch and review by senior management and audit committee.
Market Risk-interest rate	Cash and Cash equivalents, Bank deposits and mutual funds	Cash flow forecast sensitivity analysis	Department of public enterprises (DPE guidelines), Regular watch and review by senior management and audit committee.

**b) The Company risk management is carried out by the board of directors as per DPE guidelines issued by Government of India. The board provides written principals for overall risk management as well as policies covering investment of excess liquidity.**

##### c) Credit Risk:

**(i) Credit Risk Management:** Receivables arise mainly out of sale of Coal. Sale of Coal is broadly categorized as sale through fuel supply agreements (FSAs) and e-auction. Macro – economic information (such as regulatory changes) is incorporated as part of the fuel supply agreements (FSAs) and e-auction terms.

**(ii) Fuel Supply Agreements (FSAs) :** As contemplated in and in accordance with the terms of the New Coal Distribution Policy (NCDP), the company enters into legally enforceable FSAs with customers or with State Nominated Agencies that in turn enters into appropriate distribution arrangements with end customers. FSAs can be broadly categorized into:

- FSAs with customers in the power utilities sector, including State power utilities, private power utilities ("PPUs") and independent power producers ("IPPs");
- FSAs with customers in non-power industries (including captive power plants ("CPPs")); and
- FSAs with State Nominated Agencies.

**(iii) E-Auction Scheme:** The E-Auction scheme of coal has been introduced to provide access to coal for customers who were not able to source their coal requirement through the available institutional mechanisms under the NCDP for various reasons, for example, due to a less than full allocation of their normative requirement under NCDP, seasonality of their coal requirement and limited requirement of coal that does not warrant a long-term linkage. The quantity of coal to be offered under E-Auction is reviewed from time to time by the Ministry of Coal.

Credit risk arises when a counterparty defaults on contractual obligations resulting in financial loss to the company.

**(iv) Provision for Expected credit loss:** The Company provides for expected credit risk loss for doubtful/ credit impaired assets, by lifetime expected credit losses (Simplified approach). Refer Note-4.3: Trade Receivables.

**(v) Significant estimates and judgment– Impairment of Financial Assets:** The impairment provisions for financial assets disclosed above are based on assumptions about risk of default and expected loss rates. The Company uses judgment in making these assumptions and selecting the inputs to the impairment calculation, based on the Company's past history, existing market conditions as well as forward looking estimates at the end of each reporting period.

##### d) Liquidity Risk

Prudent liquidity risk management implies maintaining sufficient cash and marketable securities and the availability of funding through an adequate amount of committed credit facilities to meet obligations when due. Due to the dynamic nature of the underlying businesses, Company treasury maintains flexibility in funding by maintaining availability under committed credit lines.

Management monitors forecasts of the Company's liquidity position (comprising the undrawn borrowing facilities) and cash and cash equivalents on the basis of expected cash flows. This is generally carried out at local level in accordance with practice and limits set by the Company. The bank borrowings of the company have been secured by creating charge against stock of coal, stores and spare parts and book debts, within consortium of banks. The total working capital credit limit available is ₹53,700.00 (unsecured) and ₹4,300.00 million (secured) of which fund based limit is ₹1400.00 million and non-fund based limit is ₹2900.00 million. Further, outside the consortium, the total sanctioned working capital demand loan limit (unsecured) available to the company is ₹ 6000.00 Millions. Moreover, sanctioned limit on overdraft facility secured against fixed deposits is ₹2952.41 millions.

##### e) Market risk

###### i. Foreign currency risk

Foreign currency risk arises from future commercial transactions and recognized assets or liabilities denominated in a currency that is not the Company's functional currency (INR). The Company is exposed to foreign exchange risk arising from foreign currency transactions. Foreign exchange risk in respect of foreign operation is considered to be insignificant. The Company also imports and risk is managed by regular follow up. Company has a policy which is implemented when foreign currency risk becomes significant.

###### ii. Cash flow and fair value interest rate risk

The Company's main interest rate risk arises from bank deposits with change in interest rate exposes the Company to cash flow interest rate risk. Company policy is to maintain most of its deposits at fixed rate.

Company manages the risk using guidelines from Department of Public Enterprises (DPE), diversification of bank deposits credit limits and other securities.

##### f) Capital management

The company being a government entity manages its capital as per the guidelines of Department of Investment and Public Asset Management under Ministry of Finance.

Capital Structure of the company is as follows:

Particulars	(All amounts in ₹ Million, except as otherwise stated)				
	As at September 30, 2025	As at September 30, 2024	As at March 31, 2025	As at March 31, 2024	As at March 31, 2023
Equity Share capital	46,570.00	46,570.00	46,570.00	46,570.00	46,570.00
Long Term Debt	0.00	0.00	0.00	0.00	0.00

#### 5 Employee Benefits: Recognition and Measurement (Ind AS-19)

##### Defined Benefit Plans :

###### a) Gratuity

The Company provides for gratuity, a post-employment defined benefit plan ("the Gratuity Scheme") covering the eligible employees. Gratuity payment is made as per policy of the company subject to maximum of ₹ 2 Millions at the time of separation from the company considering the provisions of the Payment of Gratuity Act 1972 as amended. The liability or asset recognised in the Restated Statement of Assets and Liabilities in respect of the Gratuity Scheme is the present value of the defined benefit obligation at the end of the reporting year less the fair value of plan assets. The defined benefit obligation is calculated at each reporting date by actuaries using the projected unit credit method. Re-measurement gains and losses arising from experience adjustments and changes in actuarial assumptions are recognised in the year in which they occur, directly in other comprehensive income (OCI).

The Gratuity Scheme is funded through trust maintained with Life Insurance Corporation of India. LIC also provides an insurance coverage (Life Cover Sum Assured- "LCSA") in case of death of a member during service, to compensate the shortfall in gratuity amount from estimated payable at normal retirement date based on last drawn salary subject to ceiling of maximum of ₹2 Millions.

#### b) Post-Retirement Medical Benefit – Executive (CPRMSE)

Company has post-retirement medical benefit scheme known as Contributory Post Retirement Medicare Scheme for Executive of CIL and its Subsidiaries (CPRMSE), to provide Medicare to the executives, their spouses and fully financially dependent Divyang child(ren) suffering from not less than 40% of any disability in Company hospital/empanelled hospitals or outpatient/Domiciliary only in India subject to ceiling limit, on account of retirement on attaining the age of superannuation or are separated by the Company on medical ground or retirement under Voluntary Retirement Scheme under common coal cadre or Voluntary Retirement Scheme formulated and made applicable from time to time. Membership is not extended to the executives who resigns from the services of the CIL and its subsidiaries. The maximum amount reimbursable during the entire life for the retired executives, spouse and dependent Divyang child (ren) taken together jointly or severally is ₹2.50 Millions except for specified diseases with no upper limit. The Scheme is funded through trust for group, maintained with Life Insurance Corporation of India. The liability for the scheme is recognised based on actuarial valuation done at each reporting date.

#### c) Post-Retirement Medical Benefit – Non Executive (CPRMS -NE)

As a part of social security scheme under wage agreement, Company is providing Contributory Post-Retirement Medicare Scheme for non-executives (CPRMSE-NE) to provide medical care to the non-executives and their spouses and Divyang Child(ren) in Company hospital/empanelled hospitals or outpatient/Domiciliary only in India subject to ceiling limit, on account of retirement on attaining the age of superannuation or are separated by the Company on medical ground or retirement under Voluntary Retirement Scheme formulated and made applicable from time to time or resigns from the company at the age of 57 Years or above or on death to the spouse and Divyang Child(ren). The maximum amount reimbursable during the entire life for the retired non-executives and spouse taken together jointly or severally is ₹ 0.80 Millions except for specified diseases with no upper limit. The maximum amount reimbursable during the entire life of Divyang child would be ₹0.25 Millions. The Scheme is funded through trust for group, maintained with Life Insurance Corporation of India. The liability for the scheme is recognised based on actuarial valuation done at each reporting date.

### Defined Contribution Plans

#### a) Provident Fund and Pension

Company pays fixed contribution towards Provident Fund and Pension Fund at pre-determined rates based on a fixed percentage of the eligible employee's salary i.e. 12% and 7% of Basic salary and Dearness Allowance towards Provident Fund and Pension Fund respectively. These funds are governed by a separate statutory body under the control of Ministry of Coal, Government of India, named Coal Mines Provident Fund Organisation (CMPFO). The contribution towards the fund for the period is recognized in the Statement of Profit & Loss.

#### b) CIL Executive Defined Contribution Pension Scheme (NPS)

The company provides a post-employment contributory pension scheme to the executives of the Company known as "CIL Executive Defined Contribution Pension Scheme -2007" (NPS). The Scheme is funded through trust for group, maintained with Life Insurance Corporation of India. The obligation of the Company is to contribute to the trust to the extent of amount not exceeding 30% of basic pay and dearness allowance less employer's contribution towards provident fund, gratuity, post-retirement medical benefits -Executive i.e. CPRMSE or any other retirement benefits. The current employer contribution of 6.99% of basic and Dearness Allowance is being charged to statement of profit and loss.

### Other Long Term Employee Benefits

#### a) Leave encashment

The company provides benefit of total Earned Leave (EL) of 30 days and Half Paid Leave (HPL) of 20 days to the executives of the company, accrued and credited proportionately on half yearly basis on the first day of January and July of every year. During the service, 75% EL credited balance is one time encashable in each calendar year subject to ceiling of maximum 60 days EL encashment. Accumulated HPL is not permitted for encashment during the period of service. On superannuation, EL and HPL together is considered for encashment subject to the overall limit of 300 days without commutation of HPL. In case of non-executives, Leave encashment is governed by the National Coal Wage Agreement (NCWA) and at present the workmen are entitled to get encashment of earned leave at the rate of 15 days per year and on discontinuation of service due to death, retirement, superannuation and VRS, the balance leave or 150 days whichever is less, is allowed for encashment. Therefore, the liabilities for earned leave are expected to be settled during the service as well as after the retirement of employee. They are therefore measured as the present value of expected future payments to be made in respect of services provided by employees up to the end of the reporting period using the projected unit credit method. The benefits are discounted using the market yields at the end of the reporting period that have terms approximating to the terms of the related obligation. The scheme is funded by qualifying insurance policies from Life Insurance Corporation of India. The liability under the scheme is borne by the Company as per actuarial valuation at each reporting date.

#### b) Life Cover Scheme (LCS)

As a part of the social security scheme, the Group has a Life Cover Scheme known as "Life Cover Scheme of Coal India Limited" (LCS) which covers all the executive and non-executive cadre employees. In case of death in service, an amount of ₹ 0.15625 Millions is paid to the nominees under the scheme w.e.f June 01, 2023. The expected cost of the benefits is recognized when an event occurs that causes the benefit payable under the scheme.

#### c) Settlement Allowances

As a part of wage agreement, a lump sum amount of ₹ 0.012 Millions is paid to all the non-executive cadre employees governed under NCWA on their superannuation on or after October 31, 2010 as settling-in allowance. The liability under the scheme is borne by the Company as per actuarial valuation at each reporting date.

#### d) Group Personal Accident Insurance (GPAIS)

Coal India Limited (CIL) has taken group insurance scheme from United India Insurance Company Limited to cover the executives of the CIL Group against personal accident known as "Coal India Executives Group Personal Accident Insurance Scheme" (GPAIS). GPAIS covers all types of accident on 24 hour basis worldwide. Premium for the scheme is borne by the CIL.

#### e) Leave Travel Concession (LTC)

As a part of wage agreement, Non-executive employees are entitled to travel assistance for visiting their home town and for "Bharat Bhraman" once in a block of 4 years. A lump sum amount of ₹0.010 Millions and ₹ 0.015 Millions is paid for visiting Home town and "Bharat Bhraman", respectively. The liability for the scheme is recognised based on actuarial valuation at each reporting date.

#### f) Workmen's Compensation Benefits in Mine Accident

As a part of social security scheme under wage agreement, the company provide the benefits admissible under The Employee's Compensation Act, 1923. An amount of ₹ 1.50 Millions is paid to the next of kin of an employee in case of a fatal mine accident w.e.f November 07, 2019. In addition, w.e.f June 01, 2023 an exgratia amount of ₹ 0.09 Millions is paid in case of death or permanent total disablement. The expected cost of the benefits is recognised when an event occurs that causes the benefit payable under the scheme.

### Funding status of defined benefit plans and other long term employee benefits plans are as under:

#### (i) Funded

- o Gratuity
- o Leave Encashment
- o Post-Retirement Medical Benefit – Executive (CPRMSE)
- o Post-Retirement Medical Benefit – Non Executive (CPRMS -NE)

#### (ii) Unfunded

- o Life Cover Scheme
- o Settlement Allowance
- o Group Personal Accident Insurance
- o Leave Travel Concession
- o Compensation to dependent on Mine Accident Benefits

Actuarial Provisions ₹ 49419.20 Millions as at September 30, 2025 based on valuation made by the Actuary, details of which are mentioned below:

(All amounts in ₹ Million, except as otherwise stated)

Particulars	Opening Actuarial Liability	Incremental Liability during the year	Closing Actuarial Liability	Incremental Liability during the year	Closing Actuarial Liability	Incremental Liability during the year	Closing Actuarial Liability
	As at April 01, 2022		As at March 31, 2023		As at March 31, 2024		As at March 31, 2025
Gratuity	31,341.10	825.10	32,166.20	745.30	32,911.50	(893.40)	32,018.10
Leave	5,596.30	2,067.60	7,663.90	1,552.80	9,216.70	16.00	9,232.70
Settlement Allowance	258.40	(18.00)	240.40	(6.40)	234.00	(6.60)	227.40
Leave Travel Concession	357.50	(9.40)	348.10	30.70	378.80	36.70	415.50
Post Retired Medical Benefits	7,044.80	14.00	7,058.80	527.20	7,586.00	518.40	8,104.40
<b>Total</b>	<b>44,598.10</b>	<b>2,879.30</b>	<b>47,477.40</b>	<b>2,849.60</b>	<b>50,327.00</b>	<b>(328.90)</b>	<b>49,998.10</b>

(All amounts in ₹ Million, except as otherwise stated)

Particulars	Opening Actuarial Liability	Incremental Liability during the period	Closing Actuarial Liability	Opening Actuarial Liability	Incremental Liability during the period	Closing Actuarial Liability
	As at April 01, 2024		As at September 30, 2024	As at April 01, 2025		As at September 30, 2025
Gratuity	32,911.50	1,318.00	34,229.50	32,018.10	2.50	32,020.60
Leave	9,216.70	(860.70)	8,356.00	9,232.70	(962.80)	8,269.90
Settlement Allowance	234.00	11.50	245.50	227.40	1.90	229.30
Leave Travel Concession	378.80	3.20	382.00	415.50	(47.30)	368.20
Post Retired Medical Benefits	7,586.00	552.50	8,138.50	8,104.40	426.80	8,531.20
<b>Total</b>	<b>50,327.00</b>	<b>1,024.50</b>	<b>51,351.50</b>	<b>49,998.10</b>	<b>(578.90)</b>	<b>49,419.20</b>

Disclosure as per Actuary's Certificate



The disclosures as per actuary's certificate for employee benefits for Gratuity (funded), Leave Encashment (funded) and Post-Retirement Medical Benefits (funded) are given below : -

**i. Actuarial Valuation of Gratuity Benefit as at March 31, 2025, 2024 & 2023**

**Table 1 : Disclosure of Defined Benefit Cost**

(All amounts in ₹ Million, except as otherwise stated)

Sl. No.	Particulars	As at March 31, 2025	As at March 31, 2024	As at March 31, 2023
<b>A</b>	<b>Profit &amp; Loss (P&amp;L)</b>			
1	Current service cost	436.90	433.40	957.30
2	Past service cost - plan amendments	0.00	1,256.40	0.00
3	Curtailment cost / (credit)	0.00	0.00	0.00
4	Settlement cost / (credit)	0.00	0.00	0.00
<b>5</b>	<b>Service cost</b>	<b>436.90</b>	<b>1,689.80</b>	<b>957.30</b>
6	Net interest on net defined benefit liability / (asset)	531.50	564.10	522.70
7	Immediate recognition of (gains)/losses – other long term employee benefit	0.00	0.00	0.00
<b>8</b>	<b>Cost recognised in P&amp;L</b>	<b>968.40</b>	<b>2,253.90</b>	<b>1,480.00</b>

<b>B</b>	<b>Other Comprehensive Income (OCI )</b>			
1	Actuarial (gain)/loss due to DBO experience	(19.40)	100.50	2,680.20
2	Actuarial (gain)/loss due to DBO assumption changes	795.10	601.90	(1,020.00)
3	Actuarial (gain)/loss arising during period	775.60	702.40	1,660.20
4	Return on plan assets (greater)/less than discount rate	(74.20)	34.40	30.50
<b>5</b>	<b>Actuarial (gains)/ losses recognized in OCI</b>	<b>701.40</b>	<b>736.90</b>	<b>1,690.70</b>

<b>C</b>	<b>Defined Benefit Cost</b>			
1	Service cost	436.90	1,689.80	957.30
2	Net interest on net defined benefit liability / (asset)	531.50	564.10	522.70
3	Actuarial (gains)/ losses recognized in OCI	701.40	736.90	1,690.70
4	Immediate recognition of (gains)/losses – other long term employee benefit	0.00	0.00	0.00
<b>5</b>	<b>Defined Benefit Cost</b>	<b>1,669.80</b>	<b>2,990.70</b>	<b>3,170.70</b>

<b>D</b>	<b>Assumptions</b>	<b>As at March 31, 2024</b>	<b>As at March 31, 2023</b>	<b>As at March 31, 2022</b>
1	Discount Rate	7.00%	7.30%	6.80%
2	Rate of salary increase	Executives : 9% Non-Executives : 6.25%	Executives : 9% Non-Executives : 6.25%	Executives : 9% Non-Executives : 6.25%

**Table 2 : Net Balance Sheet Position**

(All amounts in ₹ Million, except as otherwise stated)

Sl. No.	Particulars	As at March 31, 2025	As at March 31, 2024	As at March 31, 2023
<b>A</b>	<b>Development of Net Balance Sheet Position</b>			
1	Defined benefit obligation (DBO)	(32,018.10)	(32,911.50)	(32,166.20)
2	Fair value of plan assets (FVA)	24,130.80	23,944.00	22,689.30
3	Funded status [surplus/(deficit)]	(7,887.40)	(8,967.60)	(9,476.90)
4	Effect of Asset ceiling	0.00	0.00	0.00
<b>5</b>	<b>Net defined benefit asset/ (liability)</b>	<b>(7,887.40)</b>	<b>(8,967.60)</b>	<b>(9,476.90)</b>

<b>B</b>	<b>Reconciliation of Net Balance Sheet Position</b>			
1	Net defined benefit asset/ (liability) at end of prior period	(8,967.60)	(9,476.90)	(9,067.10)
2	Service cost	(436.90)	(1,689.80)	(957.30)
3	Net interest on net defined benefit liability/ (asset)	(531.50)	(564.10)	(522.70)
4	Amount recognised in OCI	(701.50)	(736.90)	(1,690.70)
5	Employer contributions	2,750.00	3,500.00	2,761.00
6	Benefit paid directly by the Company	0.00	0.00	0.00
7	Acquisitions credit/ (cost)	0.00	0.00	0.00
8	Divestitures	0.00	0.00	0.00
9	Cost of termination benefits	0.00	0.00	0.00
<b>10</b>	<b>Net defined benefit asset/ (liability) at end of current period</b>	<b>(7,887.40)</b>	<b>(8,967.60)</b>	<b>(9,476.90)</b>

<b>C</b>	<b>Assumptions</b>	<b>As at March 31, 2025</b>	<b>As at March 31, 2024</b>	<b>As at March 31, 2023</b>
1	Discount Rate	6.60%	7.00%	7.30%
2	Rate of salary increase	Executives : 9% Non-Executives : 6.25%	Executives : 9% Non-Executives : 6.25%	Executives : 9% Non-Executives : 6.25%

**Table 3: Changes in Benefit Obligations and Assets**

(All amounts in ₹ Million, except as otherwise stated)

Sl. No.	Particulars	As at March 31, 2025	As at March 31, 2024	As at March 31, 2023
<b>A</b>	<b>Change in Defined Benefit Obligation (DBO)</b>			
1	DBO at end of prior period	32,911.50	32,166.20	31,341.10
2	Current service cost	436.90	433.40	957.30
3	Interest cost on the DBO	2,154.70	2,207.50	2,002.20
4	Curtailment (credit)/ cost	0.00	0.00	0.00
5	Settlement (credit)/ cost	0.00	0.00	0.00
6	Past service cost - plan amendments	0.00	1,256.40	0.00
7	Acquisitions (credit)/ cost	0.00	0.00	0.00
8	Actuarial (gain)/loss - experience	(19.40)	100.50	2,680.20
9	Actuarial (gain)/loss - demographic assumptions	0.00	0.00	0.00
10	Actuarial (gain)/loss - financial assumptions	795.10	601.90	(1,020.00)
11	Benefits paid directly by the Company	0.00	0.00	0.00
12	Benefits paid from plan assets	(4,260.60)	(3,854.30)	(3,794.60)
<b>13</b>	<b>DBO at end of current period</b>	<b>32,018.10</b>	<b>32,911.50</b>	<b>32,166.20</b>
<b>B</b>	<b>Change in Fair Value of Assets</b>			

1	Fair value of assets at end of prior period	23,944.00	22,689.30	22,274.00
2	Acquisition adjustment	0.00	0.00	0.00
3	Interest income on plan assets	1,623.20	1,643.40	1,479.40
4	Employer contributions	2,750.00	3,500.00	2,761.00
5	Return on plan assets greater/(lesser) than discount rate	74.10	(34.40)	(30.50)
6	Benefits paid	(4,260.60)	(3,854.30)	(3,794.60)
7	<b>Fair Value of assets at the end of current period</b>	<b>24,130.80</b>	<b>23,944.00</b>	<b>22,689.30</b>

**Table 4: Additional Disclosure Information**

(All amounts in ₹ Million, except as otherwise stated)

Sl. No.	Particulars	As at March 31, 2025	As at March 31, 2024	As at March 31, 2023
<b>A</b>	<b>Expected benefit payments for the year ending</b>			
1	March 31, 2026	3,703.52	3,886.20	3,435.40
2	March 31, 2027	3,757.00	3,726.80	3,763.40
3	March 31, 2028	3,693.30	3,802.90	3,636.20
4	March 31, 2029	3,424.80	3,751.90	3,723.00
5	March 31, 2030	3,165.10	3,447.00	3,659.80
6	March 31, 2031 to March 31, 2035	13,370.00	14,464.10	15,104.30
7	Beyond 10 years	23,757.60	24,644.70	24,234.60
<b>B</b>	<b>Expected employer contributions for the period ending March 31</b>	436.60	436.90	623.00
<b>C</b>	<b>Weighted average duration of defined benefit obligation</b>	7 years	7 years	7 years
<b>D</b>	<b>Accrued Benefit Obligation at March 31</b>	27,407.00	28,108.80	25,408.30
<b>E</b>	<b>Plan Asset Information as at March 31</b>			
1	Government of India Securities (Central and State)	0.00%	0.00%	0.00%
2	High quality corporate bonds (including Public Sector Bonds)	0.00%	0.00%	0.00%
3	Equity shares of listed companies	0.00%	0.00%	0.00%
4	Property	0.00%	0.00%	0.00%
5	Cash (including Special Deposits)	0.00%	0.00%	0.00%
6	Schemes of insurance - conventional products	100.00%	100.00%	100.00%
7	Schemes of insurance - ULIP products	0.00%	0.00%	0.00%
8	Other	0.00%	0.00%	0.00%
9	<b>Total</b>	<b>100.00%</b>	<b>100.00%</b>	<b>100.00%</b>
<b>F</b>	<b>Current and Non-Current Liability Breakup as at March 31</b>			
1	Current Liability	3,587.00	3,756.90	3,316.50
2	Non-Current Liability	28,431.10	29,154.70	28,849.70
3	<b>Liability as at March 31</b>	<b>32,018.10</b>	<b>32,911.50</b>	<b>32,166.20</b>

**Table 5: Sensitivity Analysis**

(All amounts in ₹ Million, except as otherwise stated)

Sl. No.	Particulars	As at March 31, 2025	As at March 31, 2024	As at March 31, 2023
	DBO on base assumptions as at March 31	32,018.10	32,911.50	32,166.20
<b>A</b>	<b>Discount Rate</b>			
	Discount Rate as at March 31	6.60%	7.00%	7.30%
1	Effect on DBO due to 0.5% increase in Discount Rate	(987.70)	(991.10)	(960.80)
	Percentage Impact	-3%	-3%	-3%
2	Effect on DBO due to 0.5% decrease in Discount Rate	1,052.70	1,054.30	1,020.00
	Percentage Impact	3%	3%	3%
<b>B</b>	<b>Salary Escalation Rate</b>			
	Salary Escalation Rate as at March 31	Executives : 9% Non-Executives : 6.25%	Executives : 9% Non-Executives : 6.25%	Executives : 9% Non-Executives : 6.25%
1	Effect on DBO due to 0.5% increase in Salary Escalation Rate	255.60	251.80	348.70
	Percentage Impact	1%	1%	1%
2	Effect on DBO due to 0.5% decrease in Salary Escalation Rate	(274.00)	(267.60)	(374.70)
	Percentage Impact	-1%	-1%	-1%

**ii. Group Gratuity Assurance Scheme**

Company has adopted the Employees Group Gratuity Assurance Scheme with LIC of India for its employees and for which a MOU has already been entered into with LIC in the year 2012-13. To manage the aforesaid Scheme, an Employees Group Gratuity Trust has been formed by entering into a Trust Deed with the Trustees. Balance with LIC under the said Scheme is as follows:

(All amounts in ₹ Million, except as otherwise stated)

Sl. No.	Particulars	As at March 31, 2025	As at March 31, 2024	As at March 31, 2023
1	Opening Balance at the beginning of the Year	24,396.50	22,833.40	22,274.00
2	Add: Investment during the Period/Year	4,257.60	3,500.00	2,761.00
3	Add: Interest earned during the Period/Year	1,896.40	1,711.20	1,613.10
4	Less: Net Premium charged by LIC for the Period/Year	104.50	102.30	164.10
5	Less: Gratuity Fund released by LIC during the Period/Year	6,222.30	3,545.80	3,650.60
6	Closing Balance at the end of the Period/Year	24,223.70	24,396.50	22,833.40

**iii. Actuarial Valuation of Leave Encashment Benefit as at March 31, 2025, 2024 & 2023**

**Table 1: Disclosure of Defined Benefit Cost**

(All amounts in ₹ Million, except as otherwise stated)

Sl. No.	Particulars	As at March 31, 2025	As at March 31, 2024	As at March 31, 2023
<b>A</b>	<b>Profit &amp; Loss (P&amp;L)</b>			
1	Current service cost	1,806.10	1,632.20	1,400.30
2	Past service cost - plan amendments	0.00	888.90	0.00
3	Curtailment cost / (credit)	0.00	0.00	0.00
4	Settlement cost / (credit)	0.00	0.00	0.00
<b>5</b>	<b>Service cost</b>	<b>1,806.10</b>	<b>2,521.00</b>	<b>1,400.30</b>
6	Net interest on net defined benefit liability / (asset)	470.60	243.00	203.60
7	Immediate recognition of (gains)/losses – other long term employee benefit	(1,311.00)	630.20	205.60
<b>8</b>	<b>Cost recognised in P&amp;L</b>	<b>965.70</b>	<b>3,394.20</b>	<b>1,809.50</b>

<b>B</b>	<b>Other Comprehensive Income (OCI)</b>			
1	Actuarial (gain) / loss due to DBO experience	(1,004.00)	335.40	723.60
2	Actuarial (gain) / loss due to DBO assumption changes	307.10	220.60	(322.00)
3	Actuarial (gain) / loss arising during period	(696.90)	555.90	401.60
4	Return on plan assets (greater) / less than discount rate	(614.10)	74.20	(196.00)
<b>5</b>	<b>Actuarial (gains) / losses recognized in OCI</b>	<b>0.00</b>	<b>0.00</b>	<b>0.00</b>

<b>C</b>	<b>Defined Benefit Cost</b>			
1	Service cost	1,806.10	2,521.00	1,400.30
2	Net interest on net defined benefit liability / (asset)	470.60	243.00	203.60
3	Actuarial (gains)/ losses recognized in OCI	0.00	0.00	0.00
4	Immediate recognition of (gains)/losses – other long term employee benefit plans	(1,311.00)	630.20	205.60
<b>5</b>	<b>Defined Benefit Cost</b>	<b>965.60</b>	<b>3394.20</b>	<b>1809.50</b>

<b>D</b>	<b>Assumptions as at</b>	<b>As at March 31, 2024</b>	<b>As at March 31, 2023</b>	<b>As at March 31, 2022</b>
1	Discount Rate	7.00%	7.30%	6.80%
2	Rate of salary increase	Executives : 9% Non-Executives : 6.25%	Executives : 9% Non-Executives : 6.25%	Executives : 9% Non-Executives : 6.25%

**Table 2: Net Balance Sheet Position**

(All amounts in ₹ Million, except as otherwise stated)

Sl. No.	Particulars	As at March 31, 2025	As at March 31, 2024	As at March 31, 2023
<b>A</b>	<b>Development of Net Balance Sheet Position</b>			
1	Defined benefit obligation (DBO)	(9,232.70)	(9,216.70)	(7,663.90)
2	Fair value of plan assets (FVA)	1,544.70	2,494.40	4,335.70
3	Funded status [surplus/(deficit)]	(7,688.00)	(6,722.30)	(3,328.20)
4	Effect of Asset ceiling	0.00	0.00	0.00
<b>5</b>	<b>Net defined benefit asset/ (liability)</b>	<b>(7,688.00)</b>	<b>(6,722.30)</b>	<b>(3,328.20)</b>

<b>B</b>	<b>Reconciliation of Net Balance Sheet Position</b>			
1	Net defined benefit asset/ (liability) at end of prior period	(6,722.30)	(3,328.20)	(4,468.70)
2	Service cost	(1,806.10)	(2,521.10)	(1,400.30)
3	Net interest on net defined benefit liability/ (asset)	(470.60)	(243.00)	(203.60)
4	Actuarial (losses)/ gains	1,311.00	(630.20)	(205.60)
5	Employer contributions	0.00	0.00	2,950.00
6	Benefit paid directly by the Company	0.00	0.00	0.00
7	Acquisitions credit/ (cost)	0.00	0.00	0.00
8	Divestitures	0.00	0.00	0.00
9	Cost of termination benefits	0.00	0.00	0.00
<b>10</b>	<b>Net defined benefit asset/ (liability) at end of current period</b>	<b>(7,688.00)</b>	<b>(6,722.30)</b>	<b>(3,328.20)</b>

<b>C</b>	<b>Assumptions</b>	<b>As at March 31, 2025</b>	<b>As at March 31, 2024</b>	<b>As at March 31, 2023</b>
1	Discount Rate	6.60%	7.00%	7.30%
2	Rate of salary increase	Executives : 9% Non-Executives : 6.25%	Executives : 9% Non-Executives : 6.25%	Executives : 9% Non-Executives : 6.25%

**Table 3: Changes in Benefit Obligations and Assets**

(All amounts in ₹ Million, except as otherwise stated)

Sl. No.	Particulars	As at March 31, 2025	As at March 31, 2024	As at March 31, 2023
<b>A</b>	<b>Change in Defined Benefit Obligation (DBO)</b>			
1	DBO at end of prior period	9,216.70	7,663.90	5,596.30
2	Current service cost	1,806.10	1,632.20	1,400.30
3	Interest cost on the DBO	586.40	486.10	376.80
4	Curtailment (credit)/ cost	0.00	0.00	0.00
5	Settlement (credit)/ cost	0.00	0.00	0.00
6	Past service cost - plan amendments	0.00	888.90	0.00
7	Acquisitions (credit)/ cost	0.00	0.00	0.00
8	Actuarial (gain)/loss - experience	(1,004.00)	335.40	723.60
9	Actuarial (gain)/loss - demographic assumptions	0.00	0.00	0.00
10	Actuarial (gain)/loss - financial assumptions	307.10	220.50	(322.00)
11	Benefits paid directly by the Company	0.00	0.00	0.00
12	Benefits paid from plan assets	(1,679.60)	(2,010.20)	(111.00)
<b>13</b>	<b>DBO at end of current period</b>	<b>9,232.70</b>	<b>9,216.70</b>	<b>7,663.90</b>

<b>B</b>	<b>Change in Fair Value of Assets</b>			
<b>1</b>	<b>Fair value of assets at end of prior period</b>	<b>2,494.40</b>	<b>4,335.70</b>	<b>1,127.60</b>
2	Acquisition adjustment	0.00	0.00	0.00
3	Interest income on plan assets	115.80	243.10	173.20
<b>4</b>	<b>Employer contributions</b>	<b>0.00</b>	<b>0.00</b>	<b>2,950.00</b>

5	Return on plan assets greater/(lesser) than discount rate	614.10	(74.20)	196.00
6	Benefits paid	(1,679.60)	(2,010.20)	(111.00)
7	Fair Value of assets at the end of current period	1,544.70	2,494.40	4,335.80

**Table 4: Additional Disclosure Information**

(All amounts in ₹ Million, except as otherwise stated)

Sl. No.	Particulars	As at March 31, 2025	As at March 31, 2024	As at March 31, 2023
<b>A</b>	<b>Expected benefit payments for the year ending</b>			
1	March 31, 2026	873.90	877.80	658.90
2	March 31, 2027	868.30	906.70	761.00
3	March 31, 2028	849.10	905.70	790.40
4	March 31, 2029	891.20	879.60	776.50
5	March 31, 2030	784.70	913.70	743.70
6	March 31, 2031 to March 31, 2035	3,467.10	3,715.60	3,274.10
7	Beyond 10 years	11,847.40	11,730.50	10,104.20
<b>B</b>	<b>Expected employer contributions for the period ending March 31</b>	1,877.50	1,806.10	1,516.30
<b>C</b>	<b>Weighted average duration of defined benefit obligation</b>	9 years	9 years	9 years
<b>D</b>	<b>Accrued Benefit Obligation at March 31</b>	5,703.90	5,810.50	4,825.70
<b>E</b>	<b>Plan Asset Information as at March 31</b>			
1	Government of India Securities (Central and State)	0%	0%	0%
2	High quality corporate bonds (including Public Sector Bonds)	0%	0%	0%
3	Equity shares of listed companies	0%	0%	0%
4	Property	0%	0%	0%
5	Cash (including Special Deposits)	0%	0%	0%
6	Schemes of insurance - conventional products	100%	100%	100%
7	Schemes of insurance - ULIP products	0%	0%	0%
8	Other	0%	0%	0%
9	<b>Total</b>	<b>100%</b>	<b>100%</b>	<b>100%</b>
<b>F</b>	<b>Current and Non-Current Liability Breakup as at March 31</b>			
1	Current Liability	846.40	848.60	636.10
2	Non-Current Liability	8,386.30	8,368.10	7,027.80
3	<b>Liability as at March 31</b>	<b>9,232.70</b>	<b>9,216.70</b>	<b>7,663.90</b>

**Table 5: Sensitivity Analysis**

(All amounts in ₹ Million, except as otherwise stated)

Sl. No.	Particulars	As at March 31, 2025	As at March 31, 2024	As at March 31, 2023
	DBO on base assumptions as at March 31	9,232.70	9,216.70	7,663.90
<b>A</b>	<b>Discount Rate</b>			
	Discount Rate as at March 31	6.60%	7.00%	7.30%
1	Effect on DBO due to 0.5% increase in Discount Rate	(380.90)	(362.00)	(298.10)
	Percentage Impact	-4%	-4%	-4%
2	Effect on DBO due to 0.5% decrease in Discount Rate	412.90	391.30	322.00
	Percentage Impact	4%	4%	4%
<b>B</b>	<b>Salary Escalation Rate</b>			
	Salary Escalation Rate as at March 31	Executives : 9% Non-Executives : 6.25%	Executives : 9% Non-Executives : 6.25%	Executives : 9% Non-Executives : 6.25%
1	Effect on DBO due to 0.5% increase in Salary Escalation Rate	409.20	389.50	321.40
	Percentage Impact	4%	4%	4%
2	Effect on DBO due to 0.5% decrease in Salary Escalation Rate	(381.30)	(363.90)	(300.40)
	Percentage Impact	4%	4%	4%

**iv. Leave Encashment Funding**

Coal India Board accorded its approval in the 322nd meeting held on 13th November 2015 for funding of Leave Encashment Liability with Life Insurance Corporation of India and IRDAI approved Life Insurance Companies in the ratio of 70:30. Selection of IRDAI approved Life Insurance Companies is under process at CIL level. In the meantime, all subsidiaries companies were advised by CIL to initiate the funding of Leave Encashment liability with LIC of India in New Group Leave Encashment Plan. Accordingly, the Company has started funding in the BCCL Employees' New Group Leave Encashment Plan adopting the Master Proposal of LIC namely 'New Group Leave Encashment Cash Accumulation Scheme (UIN512N282V01)'. Balance with LIC under the said Scheme is as follows:

(All amounts in ₹ Million, except as otherwise stated)

Sl. No.	Particulars	As at March 31, 2025	As at March 31, 2024	As at March 31, 2023
1	Opening Balance at the beginning of the Year	2,323.60	2,824.70	1,127.60
2	Add: Investment during the Period/Year	7,610.00	6,830.00	6,950.00
3	Add: Interest earned during the Period/Year	169.50	178.50	155.60
4	Less: Net Premium charged by LIC for the Period/Year	9.00	9.60	8.50
5	Less: Gratuity Fund released by LIC during the Period/Year	8,550.00	7,500.00	5,400.00
6	Closing Balance at the end of the Period/Year	1,544.10	2,323.60	2,824.70

**v. Actuarial Valuation of Post-Retirement Medical Benefit as at March 31, 2025, 2024 & 2023**

**Table 1: Disclosure of Defined Benefit Cost**

(All amounts in ₹ Million, except as otherwise stated)

Sl. No.	Particulars	As at March 31, 2025	As at March 31, 2024	As at March 31, 2023
---------	-------------	----------------------	----------------------	----------------------

A	Profit & Loss (P&L)			
1	Current service cost	150.90	152.50	166.80
2	Past service cost - plan amendments	0.00	0.00	0.00
3	Curtailment cost / (credit)	0.00	0.00	0.00
4	Settlement cost / (credit)	0.00	0.00	0.00
5	<b>Service cost</b>	<b>150.90</b>	<b>152.50</b>	<b>166.80</b>
6	Net interest on net defined benefit liability / (asset)	223.10	251.80	273.40
7	Immediate recognition of (gains)/losses – other long term employee benefit	0.00	0.00	0.00
8	<b>Cost recognised in P&amp;L</b>	<b>374.00</b>	<b>404.30</b>	<b>440.20</b>

B	Other Comprehensive Income (OCI)			
1	Actuarial (gain) / loss due to DBO experience	(261.00)	(327.50)	582.20
2	Actuarial (gain) / loss due to DBO assumption changes	359.10	253.10	(426.80)
3	Actuarial (gain) / loss arising during period	98.00	(74.40)	155.40
4	Return on plan assets (greater) / less than discount rate	(67.70)	(39.10)	(46.70)
5	<b>Actuarial (gains) / losses recognized in OCI</b>	<b>30.30</b>	<b>(113.50)</b>	<b>108.70</b>

C	Defined Benefit Cost			
1	Service cost	150.90	152.50	166.80
2	Net interest on net defined benefit liability / (asset)	223.10	251.80	273.40
3	Actuarial (gains)/ losses recognized in OCI	30.30	(113.50)	108.70
4	Immediate recognition of (gains)/losses – other long term employee benefit plans	0.00	0.00	0.00
5	<b>Defined Benefit Cost</b>	<b>404.30</b>	<b>290.80</b>	<b>548.90</b>

D	Assumptions as at	As at March 31, 2024	As at March 31, 2023	As at March 31, 2022
1	Discount Rate	7.00%	7.30%	6.80%
2	Medical Inflation Rate	0.00%	0.00%	0.00%

Table 2: Net Balance Sheet Position

(All amounts in ₹ Million, except as otherwise stated)

Sl. No.	Particulars	As at March 31, 2025	As at March 31, 2024	As at March 31, 2023
A	<b>Development of Net Balance Sheet Position</b>			
1	Defined benefit obligation (DBO)	(8,104.40)	(7,586.00)	(7,058.80)
2	Fair value of plan assets (FVA)	4,788.30	4,122.40	3,332.30
3	Funded status [surplus/(deficit)]	(3,316.10)	(3,463.60)	(3,726.50)
4	Effect of Asset ceiling	0.00	0.00	0.00
5	<b>Net defined benefit asset/ (liability)</b>	<b>(3,316.10)</b>	<b>(3,463.60)</b>	<b>(3,726.50)</b>

B	<b>Reconciliation of Net Balance Sheet Position</b>			
1	Net defined benefit asset/ (liability) at end of prior period	(3,463.60)	(3,726.50)	(4,864.40)
2	Service cost	(150.90)	(152.50)	(166.80)
3	Net interest on net defined benefit liability/ (asset)	(223.10)	(251.80)	(273.40)
4	Amount recognised in OCI	(30.30)	113.50	(108.70)
5	Employer contributions	551.80	553.70	1,686.70
6	Benefit paid directly by the Company	0.00	0.00	0.00
7	Acquisitions credit/ (cost)	0.00	0.00	0.00
8	Divestitures	0.00	0.00	0.00
9	Cost of termination benefits	0.00	0.00	0.00
10	<b>Net defined benefit asset/ (liability) at end of current period</b>	<b>(3,316.10)</b>	<b>(3,463.60)</b>	<b>(3,726.60)</b>

C	<b>Assumptions</b>	<b>As at March 31, 2025</b>	<b>As at March 31, 2024</b>	<b>As at March 31, 2023</b>
1	Discount Rate	6.60%	7.00%	7.30%
2	Medical Inflation Rate	0.00%	0.00%	0.00%

Table 3: Changes in Benefit Obligations and Assets

(All amounts in ₹ Million, except as otherwise stated)

Sl. No.	Particulars	As at March 31, 2025	As at March 31, 2024	As at March 31, 2023
A	<b>Change in Defined Benefit Obligation (DBO)</b>			
1	DBO at end of prior period	7,586.00	7,058.80	7,044.90
2	Current service cost	150.90	152.50	166.80
3	Interest cost on the DBO	522.20	513.00	453.20
4	Curtailment (credit)/ cost	0.00	0.00	0.00
5	Settlement (credit)/ cost	0.00	0.00	0.00
6	Past service cost - plan amendments	0.00	0.00	0.00
7	Acquisitions (credit)/ cost	0.00	0.00	0.00
8	Actuarial (gain)/loss - experience	(261.00)	(327.50)	582.20
9	Actuarial (gain)/loss - demographic assumptions	0.00	0.00	0.00
10	Actuarial (gain)/loss - financial assumptions	359.10	253.10	(426.80)
11	Benefits paid directly by the Company	0.00	0.00	0.00
12	Benefits paid from plan assets	(252.70)	(63.80)	(761.40)
13	<b>DBO at end of current period</b>	<b>8,104.40</b>	<b>7,586.00</b>	<b>7,058.80</b>

B	<b>Change in Fair Value of Assets</b>			
1	Fair value of assets at end of prior period	4,122.40	3,332.30	2,180.50
2	Acquisition adjustment	0.00	0.00	0.00
3	Interest income on plan assets	299.00	261.10	179.70
4	Employer contributions	551.80	553.70	1,686.70
5	Return on plan assets greater/(lesser) than discount rate	67.70	39.10	46.70
6	Benefits paid	(252.70)	(63.80)	(761.40)
7	<b>Fair Value of assets at the end of current period</b>	<b>4,788.30</b>	<b>4,122.40</b>	<b>3,332.20</b>

Table 4: Additional Disclosure Information

(All amounts in ₹ Million, except as otherwise stated)						
Sl. No.	Particulars	As at March 31, 2025		As at March 31, 2024		As at March 31, 2023
A	Expected benefit payments for the year ending					
1	March 31, 2026	416.60	March 31, 2025	380.30	March 31, 2024	336.70
2	March 31, 2027	456.60	March 31, 2026	422.90	March 31, 2025	379.60
3	March 31, 2028	493.80	March 31, 2027	461.40	March 31, 2026	420.80
4	March 31, 2029	525.90	March 31, 2028	497.30	March 31, 2027	458.10
5	March 31, 2030	553.50	March 31, 2029	528.50	March 31, 2028	492.50
6	March 31, 2031 to March 31, 2035	3,049.60	March 31, 2030 to March 31, 2035	2,965.60	March 31, 2029 to March 31, 2030	2,830.80
7	Beyond 10 years	15,075.70	Beyond 10 years	15,328.70	Beyond 10 years	15,405.80
B	Weighted average duration of defined benefit obligation	12 years		12 years		12 years
C	Accrued Benefit Obligation at March 31	8,104.40		7,586.00		7,058.80

Table 5: Sensitivity Analysis

(All amounts in ₹ Million, except as otherwise stated)				
Sl. No.	Particulars	As at March 31, 2025	As at March 31, 2024	As at March 31, 2023
	DBO on base assumptions as at March 31	8,104.40	7,586.00	7,058.80
A	Discount Rate			
	Discount Rate as at March 31	6.60%	7.00%	7.30%
1	Effect on DBO due to 0.5% increase in Discount Rate	(444.60)	(414.10)	(387.90)
	Percentage Impact	-5%	-5%	-5%
2	Effect on DBO due to 0.5% decrease in Discount Rate	489.80	455.70	426.80
	Percentage Impact	6%	6%	6%

#### vi. Post-Retirement Medical Benefit Funding

The status of fund is as follows:

(All amounts in ₹ Million, except as otherwise stated)				
Sl. No.	Particulars	As at March 31, 2025	As at March 31, 2024	As at March 31, 2023
1	Opening Balance at the beginning of the Year	4,593.40	3,720.40	2,180.50
2	Add: Investment during the Period/Year	78.10	553.70	1,686.70
3	Add: Interest earned during the Period/Year	366.80	319.30	228.90
4	Less: Net Premium charged by LIC for the Period/Year	0.00	0.00	0.00
5	Less: Gratuity Fund released by LIC during the Period/Year	250.00	0.00	375.70
6	Closing Balance at the end of the Period/Year	4,788.30	4,593.40	3,720.40

#### 6 Other Matters

##### a) Segment Reporting:

The company is primarily engaged in a single segment business of production and sale of Coal.

##### b) Earnings per Share (Ind AS-33)-Statement of Profit & Loss

(₹ in Millions /Shares in numbers)

Particulars	For The Six Months Ended September 30, 2025	For The Six Months Ended September 30, 2024	For The Year Ended March 31, 2025	For The Year Ended March 31, 2024	For The Year Ended March 31, 2023
Net profit after tax attributable to Equity Share Holders	1,238.80	7,487.00	12,401.90	15,644.60	6,647.80
Weighted Average no. of Equity Shares Outstanding*	4,657,000,000	4,657,000,000	4,657,000,000	4,657,000,000	4,657,000,000
Basic and Diluted Earnings per Share in Rupees(₹) (Face value ₹10) [Refer footnote 7.1.5 regarding splitting of shares]	0.27	1.61	2.66	3.36	1.43

\*Subsequent to the reporting period, the Company effected a share split on April 15, 2025, whereby each equity share of face value ₹1,000 was split into 100 equity shares of face value ₹10 each [refer footnote 7.1.5]. In accordance with paragraph 64 of Ind AS 33 – Earnings Per Share, the number of equity shares used in the computation of basic and diluted EPS for all the periods presented has been retrospectively adjusted to reflect the impact of this share split, as if the split had occurred at the beginning of the earliest reporting period presented.

##### c) Insurance and escalation claims

Insurance and escalation claims are accounted for on the basis of admission/final settlement.

##### d) Current Assets, Loans and Advances etc.

The value on realisation on current assets, loans and advances in the ordinary course of business would not be less than the amount at which they are stated in the Restated Statement of Assets and Liabilities.

##### e) Current Liabilities

Estimated liability has been provided where actual liability could not be measured.

##### f) Balance Confirmation

The Company has a procedure for obtaining periodic confirmation of balances from banks. There are no unconfirmed balances in respect of bank accounts and borrowings from banks & financial institutions. With regard to other parties, reconciliations are made and the balance confirmation letters/emails are also sent on a periodic basis. Some of such balances are subject to confirmation/reconciliation. Adjustments, if any will be accounted for on confirmation/reconciliation of the same, and are not anticipated to materially affect the results.

##### g) Other Securities received by the Company

The Company is in possession of following fund based/non-fund-based security received from suppliers/contractors/customers, etc. which has not been accounted for.

(All amounts in ₹ Million, except as otherwise stated)						
Sl. No.	Nature of Security	As at September 30, 2025	As at September 30, 2024	As at March 31, 2025	As at March 31, 2024	As at March 31, 2023
1	Bank Guarantee	17,703.10	16,278.50	16,296.30	15,753.00	12,063.70
2	Letter of Credit	617.50	617.50	617.50	617.50	565.00
3	NSC	2.20	2.20	2.20	2.20	2.20
4	FDR/TDR	113.90	142.00	122.60	216.70	66.50

h) A Contract was awarded to M/s AMR-BBB Consortium for “Development of Kapuria Block and extraction of coal from Kapuria Block by mass production technology package for a minimum guaranteed production of 2.0 MTY on turnkey basis” in April 2012. The said contract was cancelled on January 21, 2021 and two Performance Bank Guarantees valuing ₹347.90 Millions of M/s AMR BBB Consortium has been encashed by BCCL. The Company had an outstanding Capital Advance of ₹377.60 Millions which has been adjusted against these encashed Bank Guarantees and balance of ₹ 29.70 Millions has been shown as Deposit with Courts in the books of accounts. An Arbitration Tribunal has been constituted by the order of High Court, where the proceedings of the case are presently being carried out. As per the direction of Delhi High Court vide its order dated January 27, 2021, the remaining two Bank Guarantees amounting to ₹ 191.90 Millions were encashed by the Bank and was deposited with the Registrar of Delhi High Court. Amount paid for DPR ₹ 65.00 Millions as appearing under the head “Development” (CWIP Note – 3.2) of WJ Area will be adjusted after the final verdict of the arbitration proceedings.

i) The Company (BCCL, Kolkata Office) has filed a civil suit in the High Court at Kolkata (G.A. No. 2797 of 2013/ C.S. No. 11 of 2013) against M/s Turner Morrison Limited, Kolkata for (i) a declaration that the Company is the lawful owner of the its present office premises at 6, Lyons Range, Kolkata-700001, (ii) a declaration that there was no relationship as the landlord and the tenant between them and (iii) a decree of ₹ 1877.40 Millions with interest against the Rent etc. already paid by the Company to M/s Turner Morrison Limited, Kolkata. Further, as per the direction of Hon'ble High Court, an amount of ₹ 104.30 Millions in six months ended September 30, 2025, ₹ 99.60 Millions in FY 2024-25, ₹ 97.20 Millions in FY 2023-24 and ₹ 90.20 Millions in FY 2022-23 has been deposited with the court.

#### j) Balances of Erstwhile Kustore Area

Liabilities of erstwhile Kustore Area, appearing in the audited financial statements of PB Area, are under examination/investigation. Similarly, 'Advances, Deposits & Claims etc.' of erstwhile Kustore Area are also under verification/scrutiny. Based on the outcome of the examination / investigation / verification / scrutiny, 'Liabilities' will be written back or paid and similarly Advances etc. will be adjusted or written off.

#### k) Physical Verification of Assets of Erstwhile Kustore Area merged with P.B. Area

In view of the observation of the Audit and assurance given thereon by the Management, the job of Physical verification of Assets of collieries / units of erstwhile Kustore Area merged with PB Area and their reconciliation with Asset Register / Plant Card etc. was assigned to a firm of Chartered Accountant during 2015-16. The firm reported based on physical verification that the Gross Block has been overstated by ₹96.30 Millions and provision for depreciation is under-charged by ₹160.60 Millions in financial statements as on date of merger. But it has been recommended by the firm that 'under the reported limitations, having influence on the gross value, depreciation and net value of physically existing Assets (derived), there is no option but to consider the audited figures of gross value, depreciation and net value appearing in financial statements as assets physically existing. Management has accepted the aforesaid recommendation.

#### l) Possession of Parhatpur (Central) Coal Mine

Allocation of Parhatpur (Central) Coal Mine (Bokaro) in 2006 by Government of India (GOI) to Electro steel Casting Limited stood de-allocated w.e.f. March 31, 2015 and thereafter Govt. of India (GOI) assigned the said mine to the designated Custodian i.e. 'Chairman, CIL' in terms of the provisions of the Coal Mines (Special Provisions) Second Ordinance, 2014 (DO No. 13016/36/2015-CA-III dated March 31, 2015 issued by the Joint Secretary MOC). Chairman CIL, in turn, authorized 'CMD, BCCL' to act on his behalf (CIL/CH/CUSTODIAN/27/1608 dated March 31, 2015). Accordingly, Parhatpur (Central) Coal Mine was placed under the administrative control of Eastern Jharia Area (Dhanbad) of the Company (Office Order No. the Company: CS- F-17(A):138 dated April 03, 2015 issued by Company Secretary the Company).

Now, vide Office Memorandum No.13016/77/2015-CA-III dated October 06, 2015 of GOI, MOC, Parhatpur (Central) Coal Mine has been allotted to M/s SAIL and the Designated Custodian ie Chairman, CIL has been advised to hand over possession of the mine to SAIL. Accordingly, it has been handed over to SAIL as confirmed by GM, Eastern Jharia Area vide his Letter No. BCCL/GM/EJA/2016/1429 dated July 28, 2016 enclosing there with charge hand-over and take-over report. Further, the Company has spent ₹ 50.80 Millions upto July 28, 2016 (Power bill ₹40.40 Millions, Repair & Maintenance and others ₹ 10.40 Millions) on maintaining the possession of the mine as custodian which has been booked as 'Receivable' in the Restated Financial Information. The amount is adjustable from the sale proceeds from the coal stock lying at the mine.

It is updated that as against BCCL claim of ₹ 50.80 Millions, SAIL has also claimed ₹ 170.00 Millions towards de-watering of mine, etc. which was not reasonably accepted by BCCL Management.

Again, Government of India has appointed the Chairman, CIL to manage and operate Parhatpur-Central Coal mine vide notification in the Gazette of India (F. No. CBA2-13016/1/2018-CBA2 dated February 13, 2020). Chairman, CIL authorized the CMD, BCCL to take appropriate action as per relevant provisions of Coal Mines (Special Provisions) Act, 2015 as amended by Mineral Laws (Amendment) Ordinance 2020 and the rules made thereunder, to manage and operate the said mine.

Accordingly, Parhatpur (Central) Coal Mine was placed under the administrative control of Eastern Jharia Area (Dhanbad) of the Company and GM (EJ Area), BCCL is authorized to take over the possession of the Parhatpur-Central Coal Mine and to manage and operate with immediate effect. (Authorization letter No: BCCL/D(T)P&P-F-83(B)/2020/45 dated March 03, 2020 issued by Director (Tech.) P&P of the Company).

From the date of second time take over possession of the mine as custodian, the Company has spent ₹ 350.50 Millions (Total ₹ 401.30 million since July 28, 2016) on maintaining the mine as custodian which has been booked as 'Receivable' in the Restated Financial Information. The Parhatpur-Central Coal Mine has been handed over to M/s JSW Steel w.e.f. July 31, 2023.

#### m) Fund under Master Plan

The Company receives fund from Coal India Limited against Master Plan for dealing with fire and rehabilitation of persons dwelling in coal bearing / fire affected area of the Company. The Company is the implementing agency for fire projects and rehabilitation of persons dwelling in the Company houses. Jharia Rehabilitation & Development Authority (JRDA) is the implementing agency for rehabilitation of persons dwelling in non-BCCL houses, for which the Company acts as a nodal agency. Fund received as nodal agency is advanced to JRDA and such Advance (shown under Other Current Assets in Note-6.2) as well as the relevant Fund, both are adjusted on the basis of utilization statement submitted by JRDA. There is an Advance of ₹ 676.10 Millions as at September 30, 2025 and March 31, 2025 (₹ 1112.10 Millions as at March 31, 2024 and ₹ 1112.10 Millions as at March 31, 2023) to JRDA awaiting utilization certificate for their adjustment.

Position of Unutilized Fund under Master Plan is shown hereunder:

(All amounts in ₹ Million, except as otherwise stated)					
Particulars	As at September 30, 2025	As at September 30, 2024	As at March 31, 2025	As at March 31, 2024	As at March 31, 2023
Opening balance of unutilized fund under Master Plan at the beginning of the year	682.60	1,383.10	1,383.10	1,438.90	4,645.70
Fund Received during the year	2,500.00	38.40	38.40	0.00	63.70
Utilization /adjustment during the year	(53.30)	(10.00)	(738.90)	(55.80)	(3,270.50)
Closing balance of unutilized fund	<b>3,129.30</b>	<b>1,411.50</b>	<b>682.60</b>	<b>1,383.10</b>	<b>1,438.90</b>

#### n) Revenue from Contracts with Customers (Ind AS-115)

i. Other claims are accounted for when there is certainty of realization. Accordingly, in the matter of Rent receivable from the tenants, revenue is accounted for on cash basis.

ii. Refund / Adjustment together with interest thereon from Tax Authorities are accounted for on the basis of final assessment / refund.

iii. Recovery of the liquidated damages and penalties are accounted for on the basis of final settlement.

#### iv. Disaggregated Revenue information:

The table below presents disaggregated revenues from contract with customers' information as per requirement of Ind AS 115, Revenue from Contract with Customer for revenue from sale of coal & others:

(All amounts in ₹ Million, except as otherwise stated)					
Particulars	For The Six Months Ended September 30, 2025	For The Six Months Ended September 30, 2024	For The Year Ended March 31, 2025	For The Year Ended March 31, 2024	For The Year Ended March 31, 2023
<b>Types of goods or service</b>					
Coal	52,602.90	63,686.80	130,832.60	131,611.00	123,491.40
Others	0.00	0.00	0.00	0.00	0.00
<b>Total</b>	<b>52,602.90</b>	<b>63,686.80</b>	<b>130,832.60</b>	<b>131,611.00</b>	<b>123,491.40</b>
<b>Types of Customers</b>					
Power sector	38,318.80	39,682.40	92,902.70	89,661.40	80,930.90
Non-Power sector	14,284.10	24,004.30	37,929.90	41,949.60	42,560.50
Others or Services	0.00	0.00	0.00	0.00	0.00
<b>Total</b>	<b>52,602.90</b>	<b>63,686.70</b>	<b>130,832.60</b>	<b>131,611.00</b>	<b>123,491.40</b>
<b>Types of Contract</b>					
FSA	35,543.50	39,451.40	91,948.70	92,043.00	89,822.40
E Auction	2,957.10	3,965.10	7,163.80	11,403.30	15,531.10
Others	14,102.30	20,270.30	31,720.10	28,164.70	18,137.90
<b>Total</b>	<b>52,602.90</b>	<b>63,686.80</b>	<b>130,832.60</b>	<b>131,611.00</b>	<b>123,491.40</b>
<b>Timing of goods or service</b>					
Goods/Service transferred at a point in time	52,602.90	63,686.80	130,832.60	131,611.00	123,491.40
<b>Total</b>	<b>52,602.90</b>	<b>63,686.80</b>	<b>130,832.60</b>	<b>131,611.00</b>	<b>123,491.40</b>

#### v. Information about major customers (contributing more than 10% of Sales / Revenue from Operations):

Name of the Customer	For The Six Months Ended September 30, 2025		For The Six Months Ended September 30, 2025	
	Sales (₹ Millions)	% of Sales	Contribution to Revenue from Operations (₹ Millions)	% of Revenue from Operations
Damodar Valley Corporation (DVC)	14,237.81	18.99%	15,294.74	27.03%
Uttar Pradesh Rajiya Vidyut Utpadan Nigam Limited (UPRVUNL)	8,239.76	10.99%	8,712.88	15.40%
Steel Authority of India Limited (SAIL)	7,272.32	9.70%	7,992.00	14.12%
	For The Six Months Ended September 30, 2024		For The Six Months Ended September 30, 2024	

Name of the Customer	Sales (₹ Millions)	% of Sales	Contribution to Revenue from Operations (₹ Millions)	% of Revenue from Operations
Damodar Valley Corporation (DVC)	15,187.63	18.00%	16,356.50	23.89%
Steel Authority of India Limited (SAIL)	11,054.93	13.11%	11,875.49	17.35%
Uttar Pradesh Rajya Vidyut Utpadan Nigam Limited (UPRVUNL)	7,880.95	9.34%	8,332.77	12.17%

Name of the Customer	For The Year Ended March 31, 2025		For The Year Ended March 31, 2025	
	Sales (₹ Millions)	% of Sales	Contribution to Revenue from Operations (₹ Millions)	% of Revenue from Operations
Damodar Valley Corporation (DVC)	51,294.20	29.39%	37,086.21	26.87%
Steel Authority of India Limited (SAIL)	24,328.40	13.94%	21,767.01	15.77%
Uttar Pradesh Rajya Vidyut Utpadan Nigam Limited (UPRVUNL)	21,769.60	12.48%	16,279.12	11.79%
National Thermal Power Corporation (NTPC)	21,294.70	12.20%	18,346.65	13.29%

Name of the Customer	For The Year Ended March 31, 2024		For The Year Ended March 31, 2024	
	Sales (₹ Millions)	% of Sales	Contribution to Revenue from Operations (₹ Millions)	% of Revenue from Operations
Damodar Valley Corporation (DVC)	51,294.20	29.23%	39,662.99	27.84%
Steel Authority of India Limited (SAIL)	24,328.40	13.87%	23,285.55	16.35%
National Thermal Power Corporation (NTPC)	21,769.60	12.41%	19,106.98	13.41%

Name of the Customer	For The Year Ended March 31, 2023		For The Year Ended March 31, 2023	
	Sales (₹ Millions)	% of Sales	Contribution to Revenue from Operations (₹ Millions)	% of Revenue from Operations
Damodar Valley Corporation (DVC)	51,294.20	31.37%	31,813.03	25.20%
Steel Authority of India Limited (SAIL)	24,328.40	14.88%	19,325.08	15.31%
National Thermal Power Corporation (NTPC)	21,769.60	13.31%	16,913.51	13.40%

vi. In September 2022, CCO, directed all Coal companies, except those who have already executed escrow agreements as per the office memorandum of May 2020, to revise the mine-wise annual closure cost. Also, the mine owner had to submit the revised mine closure cost schedule and execute the amended Escrow agreement at the earliest. In BCCL, there are 65 existing Escrow accounts, but due to amalgamation of several old mines, the present number of Escrow accounts remains as 49. Out of 49 Escrow accounts, 18 Escrow accounts have been revised as per the office memorandum of May 2020. The remaining 31 Escrow accounts are yet to be revised.

In the meanwhile, the revised guidelines for preparation of mining plan and mine closure plan for coal and lignite blocks 2025 were issued on January 31, 2025, whereby all the escrow accounts are to be revised within one year after coming into force of these guidelines i.e. January 31, 2026. In this regard, the estimated liability for revising the mine-wise annual closure cost has been accounted for in the financial statements for the year ended March 31, 2025 (refer Note 9.1).

**o) Financial Parameters:**

Sr No	Description	For The Six Months Ended September 30, 2025	For The Six Months Ended September 30, 2024	For The Year Ended March 31, 2025	For The Year Ended March 31, 2024	For The Year Ended March 31, 2023
1	EBITDA as a percentage of Total Income	7.29%	19.37%	16.36%	17.02%	6.85%
EBITDA as a percentage of Total Income refers to the percentage derived by dividing EBITDA by total income where EBITDA is calculated as restated profit / (loss) for the period / year, plus finance costs, total taxes, and depreciation and amortisation expense.						
2	PAT as a percentage of Total Income	1.96%	10.56%	8.61%	10.68%	5.11%
Profit After Tax (PAT) as a percentage of Total Income refers to the percentage derived by dividing profit after tax by total income.						
3	Return on average capital employed (ROCE)	8.56%	41.43%	30.13%	47.20%	16.56%
Return on average capital employed (ROCE) refers to the EBIT divided by average capital employed for the year/period. EBIT means restated profit / (loss) for the period / year, plus finance costs and total taxes. Capital employed is the total equity attributable to equity-holders of the company, as appearing in the Restated Financial Information plus non-current borrowings. Average capital employed is the sum of opening and closing capital employed divided by two. [Annualized for six months ended September 30, 2025 and 2024.]						
4	Return on Net Worth	4.00%	26.24%	20.83%	34.21%	19.22%
Return on Net Worth is calculated as restated profit / (loss) for the period / year divided by average net worth. Net Worth is the total equity attributable to equity-holders of the company, as appearing in the Restated Financial Information less OCI - Re-measurement of Defined Benefits Plans (net of Tax) Reserve. Average net worth is the sum of opening and closing net worth divided by two. [Annualized for six months ended September 30, 2025 and 2024.]						
5	Trade receivables as number of days of Revenue from operations	60	28	40	25	36
Trade receivables as number of days of Revenue from operations refers to Trade Receivables on the reporting date (excluding unbilled receivables) as appearing in the Restated Financial Information divided by Revenue from operations multiplied by number of days in the financial year.						
6	Current ratio	1.00	1.19	1.19	1.21	0.96
Current ratio has been calculated as current assets divided by current liabilities as at the end of the financial year.						
7	Net asset value (NAV) per equity share [Face Value ₹10/- each]	12.52	13.01	14.07	11.50	8.14
Net asset value (NAV) per equity share refers to Net worth as at the end of the year / period divided by number of equity shares outstanding at the end of the financial year. Net Worth is the total equity attributable to equity-holders of the company, as appearing in the Restated Financial Information less OCI - Re-measurement of Defined Benefits Plans (net of Tax) Reserve.						
8	Earning Per Shares (EPS) [Face Value ₹10/- each]	0.27	1.61	2.66	3.36	1.43
Earnings per share (EPS) equals profit for the year attributable to the shareholders of the company divided by the Weighted average number of Equity Shares outstanding during the year. Since there is no dilutive capital, Basic and Diluted EPS would be same. [Not Annualized for six months ended September 30, 2025 and 2024.]						

**p) Events Occurring after the Reporting Period (Ind AS 10) / Subsequent Events**

No adjusting or non-adjusting events occurred after the reporting period.

**q) Change in Capital Structure**

There is no movement in the equity share capital held by Coal India Limited (100%) during the six months ended September 30, 2025, 2024 and the year ended March 31, 2025, March 31, 2024 and March 31, 2023.



r) The Jharkhand Highways Fee (Determination of Rates and Collection) Amendment Rules, 2021 notified vide gazette notification dated 26 October, 2021 states that the State may provide for a scheme for payment of composition user fee payable by all such mechanical vehicles, for use of any state roads or part thereof or commuting in mining areas as the case may be. The composition user fee (CUF) may be based on the "to and fro" basis. Such user fee shall be ₹ 600/- for each way. Till date, no such scheme has been notified in the gazette. However, Director Mines vide its letter No. 2089 dated 28 December, 2021 has communicated payment of CUF through JIMS Portal.

The prime responsibility towards the payment of said CUF is on the transporter. Sale in the Company is being effected through auction, RCR, Rail and Road mode. In Rail mode, coal is being transported to railway siding through hired vehicles and as per the applicable contract, the CUF being the tax will be reimbursed on its claim by the respective contractor. The matter of levy of CUF is sub-judice before the Hon'ble Jharkhand High Court on account of petition filed by transporters and further there is no claim for the same from any transporter / contractor.

The Company is collecting the same from customers and the same is being shown as Other Financial Liability (Current). The total amount billed / accounted till September 30, 2025 is ₹ 7202.10 millions, till March 31, 2025 is ₹ 6109.20 millions, up to March 31, 2024 is ₹ 3620.80 millions and up to March 31, 2023 is ₹ 0.00 millions. Also, ₹102.70 Millions has been paid to the state exchequer as CUF advance. The amount being billed and collected for the said CUF remains with the Company, as presently there is no claim from contractor. The matter which was sub-judice has been decided upon by the Hon'ble High Court of Jharkhand whereby the court has stuck down the levy of Composition User Fees vide its order dated September 24, 2025. In view of above, the other aspects of the said transaction such as payment of CUF to transporter / refund of CUF to the customers / the adjustment of collected CUF with other dues including the matter of interest thereon will be decided upon by the management based on the court's verdict.

s) **Benami Property** : No proceedings have been initiated or pending against the Company under the Benami Transactions (Prohibition) Act, 1988.

t) **Returns or statements filled with banks or financial institutions** : The quarterly returns / statement of current assets filed by the Company with banks / financial institutions are generally in agreement with the books of accounts.

u) **Willful Defaulter** : Company has not been declared as a willful defaulter by any bank or financial institution or any other lender.

v) **Relationship with Struck off Companies** : Company has not undertaken any material transactions with struck-off companies.

w) **Registration of charges or satisfaction with Registrar of Companies** : No charges or satisfaction is pending for registration with Registrar of Companies beyond the statutory period by the Company.

x) **Compliance with number of layers of companies** : The provisions of clause (87) of section 2 of the Act read with the Companies (Restriction on number of Layers) Rules, 2017 are not applicable to the Company as per Section 2(45) of the Companies Act, 2013.

y) **Compliance with approved Scheme(s) of Arrangements** : There were no scheme of Arrangements approved by the competent authority during the year in terms of sections 230 to 237 of the Companies Act, 2013.

z) **Utilisation of Borrowed funds and share premium** : (A) Company has not advanced or loaned or invested any fund to any entity (Intermediaries) with the understanding that the Intermediary shall lend or invest in party identified by or on behalf of the Company (Ultimate Beneficiaries). (B) Company has not received any fund from any party with the understanding that the Company shall whether, directly or indirectly lend or invest in other entities identified by or on behalf of the Company ("Ultimate Beneficiaries") or provide any guarantee, security or the like on behalf of the Ultimate Beneficiaries.

aa) **Crypto Currency or Virtual Currency** : Company has not traded or invested in Crypto currency or Virtual Currency during the financial year.

ab) **Undisclosed Income** : Company does not have any transaction which is not recorded in the books of accounts that has been surrendered or disclosed as income during the year in the tax assessments under the Income Tax Act, 1961.

## 7 Part A: Non-adjusting events

### (a) Audit qualifications for the respective period/years, which do not require any adjustment in the Restated Financial Information:

There are no audit qualification in auditor's report for the financial years ended March 31, 2025, March 31, 2024 and March 31, 2023 and the auditor's review report for the six months ended September 30, 2025 and September 30, 2024 which require adjustments.

### (b) Emphasis of matters which do not require any adjustment in the Restated Financial Information:

**For the year ended March 31, 2025:**

We draw attention to the following notes/matters to the Financial Statements:

(a) Balances under trade receivables, trade payables, loans & advances and other current assets/liabilities as on the Balance Sheet date, have not been confirmed as yet and reconciliation with respective ledger balances are pending, the consequential impact thereof, if any in the financial statements, are not ascertainable (Refer Note No. 4.3, 8.3, 4.2).

(b) The accumulated amount of input tax credit of ₹17507.80 Million, represents the GST paid on input materials/services that can be utilized against the GST on output. GST liability on coal sales is 5% whereas the inputs are being taxed at 18% and GST Input tax credit getting accumulated at 13%. This accumulation has occurred due to inverted tax structure. Utilization of accumulated ITC which has been availed in compliance with various GST provisions can be utilized in the future without any time limit. The amount is not refundable in terms of notifications issued in this respect and is therefore available only for utilization against output tax in future. Consequential impact and adjustments thereof and pending determination of amount as such cannot be commented upon by us (Refer Note No. 6.2).

Our opinion is not modified in respect of the above matters.

**For the year ended March 31, 2024:**

We draw attention to the following :-

Pending confirmation/ reconciliation of certain balances under Trade Receivables, the consequential impact thereof, if any on the financial statements are not ascertainable.

Our opinion is not modified in respect of the above matters.

**For the year ended March 31, 2023 :**

We draw attention to the following :-

Pending confirmation/ reconciliation of certain balances under Trade Receivables, the consequential impact thereof, if any on the financial statements are not ascertainable.

Our opinion is not modified in respect of the above matters.

### (c) Matters reported with respect to Other Legal and Regulatory Requirements which do not require any adjustment in the Restated Financial Information:

**For the year ended March 31, 2025:**

I. Observations as per the Companies (Auditor's Report) Order, 2020 (CARO 2020) issued by the Central Government of India in terms of sub section (11) of section 143 of the Act (Annexure II to Auditor's Report):

(i)(c) According to the information and explanations given to us and on the basis of our examination of the records of the Company, the title deeds of all the immovable properties (other than properties where the company is the lessee and the lease agreements are duly executed in favour of the lessee) disclosed in the restated financial information are held in the name of the Company except in the following cases: -

Description of property	Gross carrying value (in ₹ Millions)	Held in Name of	Whether promoter, director or their relative or employee	Period held – indicate range, where appropriate	Reason for not being held in name of the Company
-------------------------	---	-----------------	--	---	--

Freehold Land	1,814.70	Only in case of directly purchased by the Company (1079.75 Ha)	Not Applicable	Different dates	Out of the total land of 16390.45 Ha held in the possession of BCCL, diverted forest land is 334.39 Ha and freehold land is 16056.06 Ha which includes 9945.88 Ha of land is under the category of vested land through Coking Coal Mines/Coal Mines Nationalisation Act, 1972 and 1973; 1090.17Ha of land is related to Coal Mines Labour Welfare Organisation including Central Hospital and four other Hospitals, Mines Rescue Stations of Government of India, four Washeries of SAIL, erstwhile Coal Board and Central Jharia Projects which have been transferred to the Company by the Government of India; and 5020.01 Ha of land is acquired under Land Acquisition Act, CBA(A&D) Act, Merger of NCDC, Government transferred land (out of which 1089.12 Ha land has been directly purchased and title deeds in these cases are held in the name of the Company). Out of total land 16390.45 Ha held in the name of the Company, mutation is not required for 1381.86 Ha. As they are Government land transferred, forest diverted land and land acquired under CBA(A&D) Act, 1957. Out of remaining 15008.59 Ha. of land, 9941.32 Ha has been mutated in the name of BCCL, and for the remaining land 5067.27 Ha, mutation in compliance with letter dated 07.04.2022 of Ministry of Coal is still pending for mutation.
Other Land	598.00	Not Applicable	Not Applicable	Different dates	Includes 24.22 Ha of land leased from Railways.

(vi) The Central Government has specified maintenance of cost records under sub-section (1) of section 148 of the Act in respect of the products of the Company. We have broadly reviewed the books of account maintained by the Company pursuant to the Rules made by the Central Government for the maintenance of cost records and are of the opinion that, prima facie, the prescribed accounts and records have been made and maintained. However, we have not made a detailed examination of the cost records with a view to determine whether they are accurate or complete.

#### For the year ended March 31, 2024:

I. Observations as per the Companies (Auditor's Report) Order, 2020 (CARO 2020) issued by the Central Government of India in terms of sub section (11) of section 143 of the Act (Annexure II to Auditor's Report):

(i)(c) According to the information and explanations given to us and on the basis of our examination of the records of the Company, the title deeds of all the immovable properties (other than properties where the company is the lessee and the lease agreements are duly executed in favour of the lessee) disclosed in the restated financial information are held in the name of the Company except in the following cases: -

Description of property	Gross carrying value (in ₹ Millions)	Held in Name of	Whether promoter, director or their relative or employee	Period held – indicate range, where appropriate	Reason for not being held in name of the Company
Freehold Land	1,504.50	Only in case of directly purchased by the Company (1079.75 Ha)	Not Applicable	Different dates	Out of the total freehold land of 16381.09 Ha held in the possession of BCCL, 9945.88 Ha of land is under the category of vested land through Coking Coal Mines/Coal Mines Nationalisation Act, 1972 and 1973; 1090.17Ha of land is related to Coal Mines Labour Welfare Organisation including Central Hospital and four other Hospitals, Mines Rescue Stations of Government of India, four Washeries of SAIL, erstwhile Coal Board and Central Jharia Projects have been transferred to the Company by the Government of India; balance land of 4265.29 Ha of land is acquired under Land Acquisition Act, CBA(A&D) Act, Merger of NCDC, Government transferred land and forest diverted land. Now as per the notification of the Government of India, dated 07.04.2022, the mutation of those land acquired under Coal Mines (Nationalization) Act 1972 & 1973 as well as Coal Bearing Areas (Acquisition & Development) Act 1957, are required to be mutated with respective State Governments in the name of the Company. But the said mutation, has not yet been completed. 3. In case of directly purchased lands of 1,079.75 Ha by the Company, proof of mutations in favour of the Company could not be produced for our verification by the Estate Department of Head Quarter. 4. Further, lands in the name of BCCL, HQ, measuring 542.22 acres, out of which no documentary evidences could be produced of 42.72 acres with relation to the Company's ownership.
Other Land	404.30	Not Applicable	Not Applicable	Different dates	3.864 Ha of Railway land at Loyabad station is taken on lease for a period of 35 years from March 2022.

(vi) The Central Government has specified maintenance of cost records under sub-section (1) of section 148 of the Act in respect of the products of the Company. We have broadly reviewed the books of account maintained by the Company pursuant to the Rules made by the Central Government for the maintenance of cost records and are of the opinion that, prima facie, the prescribed accounts and records have been made and maintained. However, we have not made a detailed examination of the cost records with a view to determine whether they are accurate or complete.

(xi)(a) To the best of our knowledge and according to the information and explanations given to us, no fraud by the Company or no material fraud on the Company has been noticed or reported during the year, except the following cases of fraud on the Company by its officers or employees, vide letter dated April 03, 2024 received from Vigilance Department:

Sl No	Case No.	Brief of the Case
Case-1	CB/03/2023 Registered on 03.05.2023	Alleged irregularities in the remittance of PF and Pension contribution at Central Hospital Dhanbad
Case-2	CB/04/2023 Registered on 15.05.2023	Irregular deployment of Sunday/holiday to the drovers of water tankers and persons of auto department at Kustore colliery in PB Area even if water tanker remains breakdown.
Case-3	CB/05/2023 Registered on 15.09.2023	Alleged acquisition of asset disproportionate to his known sources of income by Shri Ratnakar Mallik, Area Personnel Manage. Block-II Area of BCCL.
Case-4	CB/01/2024 Registered on 06.01.2024	Alleged corrupt practices by the officials of Katras Area.
Case-5	CB/02/2024 Registered on 28.03.2024	Alleged irregularities in issuance of NOC to retired employee without handing over his allotted Company's quarter.
Case-6	CB/04/2024 Registered on 29.03.2024	Alleged irregularities in committed by Dr. S.S. Kumar while posted as Area Medical Officer, Govindpur Area

#### For the year ended March 31, 2023:

I. Observations as per the Companies (Auditor's Report) Order, 2020 (CARO 2020) issued by the Central Government of India in terms of sub section (11) of section 143 of the Act (Annexure II to Auditor's Report):

(i)(c) The title deeds of all the immovable properties (other than properties where the company is the lessee and the lease agreements are duly executed in favour of the lessee) disclosed in the financial statements are tabulated below:-

Description of property	Gross carrying value (in ₹ Millions)	Held in Name of	Whether promoter, director or their relative or employee	Period held – indicate range, where appropriate	Reason for not being held in name of the Company
-------------------------	--------------------------------------	-----------------	--	---	--

Freehold Land	1,288.00	Only in case of Directly purchased by company (1147.455 Ha)	Not Applicable	Different dates	1. Out of the total (freehold & other land) of 18682.195 Ha in the possession of BCCL, 17840.084 Ha land constitutes free hold land and 842.111 Ha other land. 2. 16692.629 Ha of freehold land acquired on Nationalization of Coal Mines as well as taking over of Coal Mines Labour Welfare Organization including Central Hospital and four other Hospitals, Mines Rescue Stations of Govt. of India, four Washeries of SAIL, erstwhile Coal Board and Central Jharia Projects have been transferred to the Company by the Govt. of India. The question of mutation of land acquired under Coal Mines (Nationalization) Act 1972 as well as Coal Bearing Areas (Acquisition & Development) Act 1957, does not arise in law, as its right, title and interest remains vested absolutely in the Central Government, which is, on transfer, exercised by BCCL, a Government Company. 3. All other title deeds for land acquired are in possession and are mutated in favour of company except in few cases of freehold lands, where same is under progress pending legal formalities.
Other Land	332.10	Not Applicable	Not Applicable	Different dates	838.247 Ha land is in the category of other land which were acquired in pursuance to Coal Mines (Nationalisation) Act 1973, under Coal Bearing Areas (Acquisition and Development) Act, 1957 and Land Acquisition Act, 1894 that does not require title deeds separately for corresponding land. 3.864 Ha of Railway land at Loyabad station is taken on lease for a period of 35 years from March 2022.

(vi) According to the information and explanation given to us, Central Government has prescribed maintenance of cost records under sub- section (1) of section 148 of the Companies Act, 2013 for the products of the company and in our opinion the company is preparing and maintaining such accounts and records as specified.

(xi)(a) According to the information and explanations given to us, no fraud by the company or no material fraud on the company has been noticed or reported during the year except the following cases of fraud on the Company by its officers or employees vide letter dated 05-04-2023 received from the Vigilance department. The details of the same are hereunder:

Sl No	Case No.	Brief of the Case
1	CB/01/2022 Registered on 26.05.2022	Irregularities in arbitrary cancellation of BC and FC in a tender of Lodna Area even after recommendation of tender committee member to award the work in favour of L-1 tenderer.
2	CB/02/2022. Registered on 17.06.2022	Irregularities in handover and takeover of BCCL's quarter at EJ Area.
3	CB/04/2022. Registered on 22.09.2022	Irregularities in work of Coal Transportation from various coal dump of kuya ocp to ck siding through feeder breaker during the period January 2021 to May 2021 by the three private coal transporters.
4	CA/01/2022. Registered on 07.12.2022	Alleged violation of terms and conditions of the contract and non - deposition of correct amount of EPF.

**(d) Material regroupings :**

(i) Division II - Schedule III to the Companies Act, 2013 has been further amended vide the Government Notification dated March 24, 2021 to include certain additional presentation and disclosures requirements and changes to some of the existing requirements. In the month of January 2022, Guidance note on Division II - Schedule III to the Companies Act, 2013 was issued by the ICAI to give effect to these amendments, which was applicable to the company for preparation and presentation of its Restated Financial Information. It may be noted that in preparing and presenting the audited Restated Financial Information for the six months ended September 30, 2025 and 2024 and the years ended March 31, 2025, March 31, 2024 and March 31, 2023, the company had reclassified the comparative figures in accordance with the requirements of the Guidance note. Accordingly, these Restated Financial Information have been compiled based on the above requirement. The adoption of the said amendment does not impact recognition and measurement principles followed for preparation of the historical Financial Statements.

(ii) Appropriate regrouping and reclassification have been carried out in the Restated Financial Information wherever necessary. These adjustments have been made to ensure alignment with the accounting policies and classification framework adopted in the Audited Financial Statements for the year ended March 31, 2025. The reclassifications/ regrouping are also in accordance with the requirements of Schedule III (Division II) of the Companies Act, 2013, as amended, Ind AS 1 – Presentation of Financial Statements, other applicable Indian Accounting Standards (Ind AS), the Securities and Exchange Board of India (Issue of Capital and Disclosure Requirements) Regulations, 2018, as amended ("SEBI ICDR Regulations"), and the Guidance Note on Reports in Company Prospectuses (Revised 2019) issued by the Institute of Chartered Accountants of India. The adoption of the said amendment does not impact recognition and measurement principles followed for preparation of the historical Financial Statements. The regroupings that have been made in the Restated Financial Information are as under:

**Reconciliation between Amount as per DRHP and Amount as per RHP:**

**For the year ended March 31, 2025:**

(₹ in Million)					
Particulars	Note Reference	Amount as per DRHP	Amount as per RHP	Impact of reclassification - Increase / (Decrease)	Reason for Re-classification
Other Operating Revenue	12.1	9,151.90	7,192.90	(1,959.00)	Reversal of Stripping Activity Provision has been reclassified as Other Operating Revenue under Note No. 12.1 i.e. Sales
Stripping Activity Adjustment	13.6	(5,764.00)	(7,723.00)	1,959.00	
Employee Benefits Expense	13.3	67,137.30	65,423.74	(1,713.56)	Expenses on account of Power(Domestic), Sitting fees of Independent Directors, Grants to Schools & Institutions, Sports & Recreation, Hire Charges of Bus, Ambulance etc. has been reclassified as Other Expenses under Note No. 13.8
Other Expenses	13.8	17,142.90	18,856.46	1,713.56	
Cash & Cash equivalents	4.4	2,109.70	1,675.40	(434.30)	Balance in GEM Pool Account has been reclassified as Deposit accounts for specific purpose under Note No. 4.5
Other Bank Balances	4.5	9,188.80	9,623.10	434.30	

**For the year ended March 31, 2024:**

(₹ in Million)					
Particulars	Note Reference	Amount as per DRHP	Amount as per RHP	Impact of reclassification - Increase / (Decrease)	Reason for Re-classification
Other Operating Revenue	12.1	8,842.40	10,847.60	2,005.20	Reversal of Stripping Activity Provision has been reclassified as Other Operating Revenue under Note No. 12.1 i.e. Sales
Stripping Activity Adjustment	13.6	(3,856.90)	(1,851.70)	(2,005.20)	
Employee Benefits Expense	13.3	71,506.90	69,506.70	(2,000.20)	Expenses on account of Power(Domestic), Sitting fees of Independent Directors, Grants to Schools & Institutions, Sports & Recreation, Hire Charges of Bus, Ambulance etc. has been reclassified as Other Expenses under Note No. 13.8
Other Expenses	13.8	16,144.40	18,144.60	2,000.20	
Cash & Cash equivalents	4.4	3,263.10	2,858.20	(404.90)	Balance in GEM Pool Account has been reclassified as Deposit accounts for specific purpose under Note No. 4.5
Other Bank Balances	4.5	6,183.20	6,588.10	404.90	

**For the year ended March 31, 2023:**

(₹ in Million)					
Particulars	Note Reference	Amount as per DRHP	Amount as per RHP	Impact of reclassification - Increase / (Decrease)	Reason for Re-classification
Other Operating Revenue	12.1	9,475.90	2,749.20	(6,726.70)	Reversal of Stripping Activity Provision has been reclassified as Other

Stripping Activity Adjustment	13.6	6,726.70	-	6,726.70	Operating Revenue under Note No. 12.1 i.e. Sales
Employee Benefits Expense	13.3	73,581.20	71,479.30	(2,101.90)	Expenses on account of Power(Domestic), Sitting fees of Independent Directors, Grants to Schools & Institutions, Sports & Recreation, Hire Charges of Bus, Ambulance etc. has been reclassified as Other Expenses under Note No. 13.8
Other Expenses	13.8	14,023.50	16,125.40	2,101.90	
Cash & Cash equivalents	4.4	5,866.20	5,449.40	(416.80)	Balance in GEM Pool Account has been reclassified as Deposit accounts for specific purpose under Note No. 4.5
Other Bank Balances	4.5	5,675.80	6,092.60	416.80	

**Reconciliation between Amount as per Audited Financial Statements and Amount as per Restated Financial Information:**

**For the year ended March 31, 2024:**

(₹ in Million)

Particulars	Note Reference	Amount as per Audited Financial Statements	Amount as per Restated Financial Information	Impact of regrouping - Increase / (Decrease)	Reason for Regrouping
Sales	12.1	176,008.10	175,457.40	(550.70)	
Provision - For trade receivables	13.8	573.00	22.30	(550.70)	Regrouping of Allowance for Expected Credit Loss as Provision for Coal Quality Variance. Also, in Note 4.3, Trade Receivables - Credit Impaired of ₹4174.70 million has been regrouped as Trade Receivables - Unsecured, considered good.
Allowance for Expected Credit Loss	4.3	4,174.70	-	(4,174.70)	
Provision for Coal Quality Variance	Footnote 4.3.3	1,220.10	5,394.80	4,174.70	
Loading and additional transportation charges	12.1	10,446.70	7,157.00	(3,289.70)	Composition user fees (CUF) of ₹ 3160.70 million netted off from gross income and corresponding levies. Also, service charges of coal of ₹129.00 million mapped as Miscellaneous Income in place of Other Operating Revenue.
Statutory Levies on Loading and additional transportation charges	12.1	3,835.60	674.90	(3,160.70)	
Miscellaneous Income	12.2	1,487.10	1,616.10	129.00	
Statutory Dues	10.2	12,343.50	8,722.70	(3,620.80)	Composition user fees (CUF) reclassified as Other financial liabilities (current) in place of Statutory Dues.
Other Financial Liabilities (Current) - Others	8.4	490.20	4,111.00	3,620.80	
Explosives	13.1	3,623.10	3,622.60	(0.50)	Change in Inventory of workshop and press jobs has been reclassified as consumption of explosives.
Change in Inventory of workshop and press jobs	13.2	(0.50)	-	0.50	
Balance with Indian Institute of Coal Management (IICM)	4.6	(0.10)	-	0.10	Balance Payable to Indian Institute of Coal Management (IICM) has been shown as Other Financial liabilities in place of Other Financial Assets.
Current Account with- Indian Institute of Coal Management	8.4	-	(0.10)	(0.10)	
Freehold Land	3.1	1,504.50	1,513.30	8.80	Others regrouped as Freehold Land. Refer Footnote 3.1.5
Net Cash Flow generated / (used) from Operating Activities	Statement of Cash Flows	11,581.00	12,991.40	1,410.40	Regroupings / Reclassifications
Net Cash Flow generated / (used) from Investing Activities		(13,498.30)	(14,856.10)	(1,357.80)	
Net Cash Flow generated / (used) from Financing Activities		(685.80)	(738.40)	(52.60)	

**For the year ended March 31, 2023:**

(₹ in Million)

Particulars	Note Reference	Restated Amount for the year ended March 31, 2023 as per Audited Financial Statements for the year ended March 31, 2024	Amount as per Restated Financial Information	Impact of regrouping - Increase / (Decrease)	Reason for Regrouping
Sales	12.1	163,375.60	163,533.60	158.00	
Provision Written Back - For trade receivables	12.2	441.70	122.10	(319.60)	Reclassification of Allowance for Expected Credit Loss as Provision for Coal Quality Variance. Also, in Note 4.3, Trade Receivables - Credit Impaired of ₹3624.00 million has been reclassified as Trade Receivables - Unsecured, considered good.
Provision - For trade receivables	13.8	182.60	21.00	(161.60)	
Allowance for Expected Credit Loss	4.3	3,624.00	-	(3,624.00)	
Provision for Coal Quality Variance	Footnote 4.3.3	954.00	4,578.00	3,624.00	
Explosives	13.1	5,319.90	5,313.30	(6.60)	Change in Inventory of workshop and press jobs has been reclassified as consumption of explosives.
Change in Inventory of workshop and press jobs	13.2	(6.60)	-	6.60	
Balance with Indian Institute of Coal Management (IICM)	4.6	(0.10)	-	0.10	Balance Payable to Indian Institute of Coal Management (IICM) has been shown as Other Financial liabilities in place of Other Financial Assets.
Current Account with- Indian Institute of Coal Management	8.4	-	(0.10)	(0.10)	
Freehold Land	3.1	1,288.00	1,296.80	8.80	Others regrouped as Freehold Land. Refer Footnote 3.1.5
Net Cash Flow generated / (used) from Operating Activities	Statement of Cash Flows	16,485.20	16,987.80	502.60	Regroupings / Reclassifications
Net Cash Flow generated / (used) from Investing Activities		(16,082.90)	(16,865.20)	(782.30)	
Net Cash Flow generated / (used) from Financing Activities		(709.40)	(429.70)	279.70	

(iii) The number of shares issued in cash and for consideration received other than cash, as disclosed in Note 7.1, has been regrouped from 2,330,126 to 9,082,006 equity shares of ₹ 1,000 each and 26,239,874 to 37,487,994 equity shares of ₹1,000 each respectively. This regrouping does not have any financial implication.

**Part B: Statement of adjustments to Restated Financial Information**

**Reconciliation between Audited Total Comprehensive Profit and Restated Total Comprehensive Profit:**

(All amounts in ₹ Million, except as otherwise stated)

Particulars	For The Six Months Ended September 30, 2025	For The Six Months Ended September 30, 2024	For The Year Ended March 31, 2025	For The Year Ended March 31, 2024	For The Year Ended March 31, 2023
<b>A. Audited Total Comprehensive Profit</b>	450.10	5,639.90	11,854.40	15,178.20	5,103.60
<b>B. Material restatement adjustments:</b>					
(i) Audit qualifications	0.00	0.00	0.00	0.00	0.00
(ii) other material adjustments					
Change in accounting policies	0.00	0.00	0.00	0.00	197.70
Other adjustments	0.00	0.00	0.00	0.00	0.00
<b>Total (B)</b>	0.00	0.00	0.00	0.00	197.70
<b>C. Restated Total Comprehensive Profit</b>	450.10	5,639.90	11,854.40	15,178.20	5,301.30

## OTHER FINANCIAL INFORMATION

The accounting ratios derived from the Restated Financial Information as required under Clause 11 of Part A of Schedule VI of the SEBI ICDR Regulations are given below:

Sr. No.	Financial Parameters	As at and for the six-month period ended September 30, 2025	As at and for the six-month period ended September 30, 2024	Fiscal 2025	Fiscal 2024	Fiscal 2023
1	Earnings Per Share (basic and diluted)* (in ₹) <sup>(1)</sup>	0.27 <sup>#</sup>	1.61 <sup>#</sup>	2.66	3.36	1.43
2	Return on Net Worth <sup>(2)</sup> (in %)	2.00 <sup>#</sup>	13.12 <sup>#</sup>	20.83	34.21	19.22
3	Net asset value (NAV) per equity share <sup>(3)</sup>	12.52	13.01	14.07	11.50	8.14
4	EBITDA <sup>(4)</sup> (in ₹ million)	4,599.30	13,734.70	23,560.60	24,938.90	8,913.10
5	Revenue from Operations <sup>(5)</sup> (in ₹ million)	56,590.20	68,461.90	138,025.50	142,458.60	126,240.60

<sup>#</sup> Not annualised

\* Pursuant to the resolutions passed by Board of Directors and Shareholders dated April 15, 2025, and April 28, 2025, respectively, the face value of the equity shares was sub-divided from ₹1,000 per equity share to ₹ 10 per equity share. Accordingly, the issued, subscribed and paid-up equity share capital of our Company being 46,570,000 equity shares of ₹1,000 each was sub-divided into 4,657,000,000 equity shares of ₹ 10 each. Earnings Per Share and NAV have been calculated after giving effect to such sub division.

Notes:

- (1) Earnings per share (EPS) equals profit for the year/ period attributable to the shareholders of the Company divided by the Weighted average number of Equity Shares outstanding during the year/ period. Since there is no dilutive capital, Basic and Diluted EPS would be same.
- (2) Return on Net Worth is calculated as restated profit / (loss) for the period / year divided by average net worth. Net Worth is the total equity attributable to equity-holders of the company, as appearing in the Restated Financial Information less OCI - Re-measurement of Defined Benefits Plans (net of Tax) Reserve. Average net worth is the sum of opening and closing net worth divided by two.
- (3) Net asset value (NAV) per equity share refers to Net worth as at the end of the year / period divided by number of equity shares outstanding at the end of the financial year. Net Worth is the total equity attributable to equity-holders of the company, as appearing in the Restated Financial Information less OCI - Re-measurement of Defined Benefits Plans (net of Tax) Reserve.
- (4) EBITDA is calculated as restated profit / (loss) for the period / year, plus finance costs, total taxes, and depreciation and amortisation expense.
- (5) Revenue from Operations means the revenue from operations as appearing in the Restated Financial Information

For a reconciliation of non-GAAP measures, see “*Management’s Discussion and Analysis of our Results of Operations – Non-GAAP Measures*” on page 443.

In accordance with the SEBI ICDR Regulations, the audited financial statements of our Company as at and for the Fiscals 2025, 2024 and 2023 and the reports thereon (collectively, the “**Audited Financial Statements**”) are available on our website at [www.bcclweb.in](http://www.bcclweb.in).

Our Company is providing a link to this website solely to comply with the requirements specified in the SEBI ICDR Regulations. The Audited Financial Statements do not constitute, (i) a part of this Red Herring Prospectus; or (ii) a prospectus, a statement in lieu of a prospectus, an offering circular, an offering memorandum, an advertisement, an offer or a solicitation of any offer or an offer document or recommendation or solicitation to purchase or sell any securities under the Companies Act, the SEBI ICDR Regulations, or any other applicable law in India or elsewhere. The Audited Financial Statements should not be considered as part of information that any investor should consider subscribing for or purchase any securities of our Company and should not be relied upon or used as a basis for any investment decision.

None of our Company or any of its advisors, nor BRLMs nor any of their respective employees, directors, affiliates, agents or representatives accept any liability whatsoever for any loss, direct or indirect, arising from any information presented or contained in the Audited Financial Statements, or the opinions expressed therein.

## MANAGEMENT'S DISCUSSION AND ANALYSIS OF FINANCIAL CONDITION AND RESULTS OF OPERATIONS

*The following discussion is intended to convey the management's perspective on our financial condition and results of operations for six months period ended September 30, 2025 and September 30, 2024, Fiscals 2025, 2024 and 2023 and should be read in conjunction with "**Restated Financial Information**" on page 299.*

*This Red Herring Prospectus may include forward-looking statements that involve risks and uncertainties, and our actual financial performance may materially vary from the conditions contemplated in such forward-looking statements as a result of various factors, including those described below and elsewhere in this Red Herring Prospectus. For further information, see "**Forward-Looking Statements**" on page 22. Also see "**Risk Factors**" and "**– Significant Factors Affecting our Results of Operations and Financial Condition**" on pages 33 and 422, respectively, for a discussion of certain factors that may affect our business, financial condition or results of operations.*

*Our Company's financial year commences on April 1 and ends on March 31 of the immediately subsequent year, and references to a particular Fiscal are to the 12 months ended March 31 of that year. Unless otherwise indicated or the context otherwise requires, the financial information for six months period ended September 30, 2025 and 2024, Fiscal 2025, 2024 and 2023 included herein is derived from the Restated Financial Information, included in this Red Herring Prospectus. For further information, see "**Restated Financial Information**" on page 299.*

*We have included certain information in relation to our reserves, resources, capacity utilization and estimates from the report dated December 2, 2025 prepared by SRK, an independent mining and geological consultancy firm ("**SRK Report**"). Estimates included in the SRK Report are subject to certain assumptions. Actual reserves and production levels may differ significantly from reserve estimates. For further information, see "**Risk Factors – Information relating to our reserve and resource base included in this Red Herring Prospectus are estimates, and our actual production, revenues and expenditure with respect to our reserves and resources may differ materially from these estimates. Additionally, certain reserve and resource base information provided in this Red Herring Prospectus has been prepared and classified in accordance with Indian Standard Procedure guidelines (the "ISP Guidelines"), which has not been audited by SRK Mining Services (India) Private Limited ("SRK") and differs from international standards**" on page 34.*

*Unless otherwise indicated, industry and market data used in this section has been derived from the industry report titled "Report on Indian Coking Coal Industry" dated November, 2025 (the "**CRISIL Report**") prepared and issued by CRISIL, appointed by the Promoter Selling Shareholder pursuant to an engagement letter dated January 19, 2025 and exclusively commissioned and paid for by the Promoter Selling Shareholder to enable investors to understand the industry in which we operate in connection with the Offer. The data included herein includes excerpts from the CRISIL Report and may have been re-ordered by us for the purposes of presentation. Unless otherwise indicated, financial, operational, industry and other related information derived from the CRISIL Report and included herein with respect to any particular calendar year/ Fiscal refers to such information for the relevant calendar year/ Fiscal. For further information, see "**Risk Factors – Certain sections of this Red Herring Prospectus disclose information from the CRISIL Report which is a paid report and commissioned and paid for exclusively in connection with the Offer and any reliance on such information for making an investment decision in the Offer is subject to inherent risks.**" on page 73. Also see, "**Certain Conventions, Currency of Presentation, Use of Financial Information and Market Data – Industry and Market Data**" on page 20.*

### OVERVIEW

For details in relation to our business, see "*Our Business*" on page 215.

### SIGNIFICANT FACTORS AFFECTING OUR RESULTS OF OPERATIONS AND FINANCIAL CONDITION

Our results of operations and financial condition are affected by a number of important factors including:

#### *Sectoral demand and market dynamics*

Our revenues are significantly influenced by demand from the steel and power sectors. We also produce washed coal, washed power coal, which has reduced ash content and is used in steel making and power generation. Washed power coal, by-products of coal washing, are used for power generation and in various industrial plants. The following table sets forth details of the industry-wise sales for the years/periods indicated:

Particulars	Six months period ended September 30, 2025		Six months period ended September 30, 2024	
	Amount (in ₹ million)	Percentage of Total Sales	Amount (in ₹ million)	Percentage of Total Sales
Power industry (including captive power plants)	39,692.12	75.46%	45,264.07	71.07%
Steel industry	9,720.59	18.48%	13,158.49	20.66%
Fertilizer industry	684.88	1.30%	463.70	0.73%
Cement industry	22.53	0.04%	0.00	0.00%
Other non-regulated sectors*	2,482.78	4.72%	4,800.54	7.54%
<b>Total</b>	<b>52,602.90</b>	<b>100.00%</b>	<b>63,686.80</b>	<b>100.00%</b>

\* Other non-regulated sectors include traders, cokery and other small industries.

Particulars	Fiscal 2025		Fiscal 2024		Fiscal 2023	
	Amount (in ₹ million)	Percentage of Total Sales	Amount (in ₹ million)	Percentage of Total Sales	Amount (in ₹ million)	Percentage of Total Sales
Power industry (including captive power plants)	96,787.00	73.98%	91,715.80	69.68%	80,184.22	64.94%
Steel industry	23,751.50	18.15%	24,585.10	18.68%	22,615.50	18.31%
Fertilizer industry	1,051.10	0.80%	1,274.90	0.97%	1,014.30	0.82%
Cement industry	137.74	0.11%	192.08	0.15%	23.74	0.02%
Other non-regulated sectors*	9,105.26	6.96%	13,843.12	10.52%	19,653.64	15.91%
<b>Total</b>	<b>130,832.60</b>	<b>100.00%</b>	<b>131,611.00</b>	<b>100.00%</b>	<b>123,491.40</b>	<b>100.00%</b>

\* Other non-regulated sectors include traders, cokery and other small industries.

According to the CRISIL Report, the demand for coking coal in India stands at 67 million metric tonnes in Fiscal 2025 and is expected to reach 138 million metric tonnes by Fiscal 2035. The demand for coking coal in India is expected to rise substantially, driven by the growth of the steel and power industries. (Source: CRISIL Report, Industry Overview on page 200) While India's infrastructure growth and industrialization continue to support long-term demand, short-term fluctuations – such as reduced steel output or changes in the energy mix, can affect coal offtake. For instance, a temporary slowdown in steel production due to global oversupply could reduce demand for washed coking coal. To mitigate such risks, we are expanding our customer base through e-auctions and long-term MoUs, while enhancing our washed coal capacity to cater to quality-sensitive industrial users.

### **Sales volumes and pricing**

Our results of operations are significantly influenced by the sales volumes and pricing of coking coal. The volume of coking coal we are able to sell depends not only on our production capacity and operational efficiency but also on the demand from key consuming sectors, particularly steel, which is sensitive to broader economic and industrial trends. The table below sets forth details of our sales for the years/periods indicated:

Particulars	Six months period ended September 30, 2025		Six months period ended September 30, 2024		Fiscal 2025		Fiscal 2024		Fiscal 2023	
	Amount (in ₹ million)	Percent age of Total Sales (%)	Amount (in ₹ million)	Percent age of Total Sales (%)	Amount (in ₹ million)	Percent age of Total Sales (%)	Amount (in ₹ million)	Percent age of Total Sales (%)	Amount (in ₹ million)	Percent age of Total Sales (%)
Raw coal	41,760.12	79.38%	48,271.17	75.79%	101,690.37	77.72%	101,784.08	77.34%	95,925.90	77.68%
Washed coal	6,967.90	13.25%	10,507.91	16.50%	19,111.32	14.61%	20,450.90	15.54%	16,892.60	13.68%
Other by-products*	3,874.88	7.37%	4,907.72	7.71%	10,030.91	7.67%	9,376.02	7.12%	10,672.90	8.64%
<b>Total</b>	<b>52,602.9</b>	<b>100.00%</b>	<b>63,686.80</b>	<b>100.00%</b>	<b>130,832.60</b>	<b>100.00%</b>	<b>131,611.00</b>	<b>100.00%</b>	<b>123,491.40</b>	<b>100.00%</b>

\*includes washed power coal, slurry, rejects

Pricing of coking coal is determined through a combination of mechanisms, including long-term Fuel Supply Agreements (“FSAs”), linkage auctions, e-auctions, and negotiated Memoranda of Understanding with major customers. While FSAs provide a degree of price stability, e-auction prices are subject to market dynamics and can fluctuate based on domestic and international supply-demand conditions. Global coking coal prices, in particular, influence the competitiveness of domestic coal and can affect customer preferences between imported and indigenous sources. The sustained increase in international coking coal prices has reinforced our competitive position within the domestic market, enabling us to reliably meet demand as a key supplier of coking coal.

To mitigate the impact of price volatility and demand fluctuations, we have adopted a multi-pronged strategy. This includes expanding our washed coal capacity to cater to the quality requirements of steel producers, enhancing our logistics and evacuation infrastructure to ensure timely delivery, and diversifying our customer base through increased participation in e-auctions and private sector linkages. These efforts are aimed at ensuring that we can maintain stable sales volumes and optimize price realization across different market segments.

#### ***Coal reserve quality and extraction efficiency***

The quality and accessibility of our coal reserves play a critical role in determining our production efficiency and cost structure. Our extensive reserve base provides long-term security, operational challenges persist, particularly in the Jharia coalfield, where certain seams are fire-prone or have high ash content. For instance, in fire-affected areas, we have undertaken advance overburden (“OB”) removal to ensure safe and timely access to coal seams. In Fiscal 2025, we recorded our highest OB removal volumes, which supported continued high production levels despite geological constraints.

To address these challenges and improve reserve recovery, we are deploying highwall and longwall mining technologies to access deeper or previously uneconomical seams—yielding 0.53 million tonnes of coal via highwall mining in Fiscal 2025; and reorganizing Jharia coal blocks into seven large opencast units to streamline extraction and reduce fire risk; and expanding and modernizing washeries to process high-ash coal more efficiently, with ₹11,598.32 million committed to new and upgraded facilities. These initiatives are aimed at maximizing reserve utilization, improving coal quality, and enhancing operational resilience.

#### ***Capacity utilization and operational productivity***

Our profitability is intrinsically linked to how effectively we utilize our mining and washery infrastructure. While we have made significant investments in expanding our production and processing capacities, the actual utilization of these assets has varied due to a combination of operational, logistical, and market-driven factors. In six months period ended September 30, 2025, for instance, our overall coal production stood at 15.75 million tonnes, yet our washeries operated at only 28.46% of their operable capacity. This underutilization reflects the complex interplay between raw coal availability, feedstock quality, and the synchronization of mining and beneficiation operations.

Operational productivity is also influenced by the efficiency of our equipment, the reliability of our logistics infrastructure, and the coordination between different stages of the coal value chain—from extraction to



processing to dispatch. Delays in overburden removal, equipment downtime, or bottlenecks in coal evacuation can all contribute to suboptimal utilization of installed capacity, thereby affecting cost efficiency and margins.

To address these challenges and enhance overall productivity, we are undertaking a comprehensive modernization and expansion of our washery infrastructure. We are in the process of commissioning three new washeries—Patherdih-II, Bhojudih, and Moonidih—with a combined capacity of 7.00 million tonnes per annum. These facilities are designed to handle high-ash coking coal and are equipped with advanced beneficiation technologies to improve yield and product quality. At the same time, we are upgrading existing washeries to align their operational capabilities with current and projected production volumes. By improving the alignment between coal production and processing, and by investing in more efficient and flexible infrastructure, we aim to significantly improve capacity utilization and operational productivity across our value chain.

### ***Relationship with Coal India Limited***

As a wholly-owned subsidiary of Coal India Limited, the world's largest coal-producing company (*Source: CRISIL Report, Industry Overview on page 200*), we benefit significantly from the strategic, technical, and financial support that comes with being part of a well-established and resource-rich group. This relationship enhances our operational capabilities, strengthens our market credibility, and provides access to a wide pool of expertise and infrastructure that would be difficult to replicate independently.

One of the most tangible benefits of this relationship is the technical support we receive from CMPDIL, a subsidiary of Coal India Limited and a recognized leader in mine planning, geological surveys, and resource assessment. CMPDIL's involvement in our operations ensures that our mine development strategies are grounded in robust geological data and optimized for long-term sustainability. Their support is particularly critical in complex mining environments like the Jharia coalfield, where fire-prone seams and intricate geology require advanced planning and risk mitigation.

Beyond technical collaboration, our association with Coal India Limited provides us with access to centralized procurement systems, shared research and development initiatives, and group-level policy frameworks that promote operational consistency and cost efficiency. For example, procurement of high-speed diesel, explosives, and heavy earth-moving machinery is often coordinated at the group level, allowing us to benefit from economies of scale and standardized quality benchmarks.

Financially, our position within the Coal India Limited group enhances our credit profile and provides a stable platform for long-term capital investment. This has enabled us to undertake large-scale modernization projects—such as the commissioning of new washeries and the deployment of highwall and longwall mining technologies—without the need for external debt. Our debt-free status and strong balance sheet are, in part, a reflection of the financial discipline and support embedded within the Coal India Limited ecosystem.

At the same time, we recognize the importance of operational autonomy and local responsiveness. While we align with Coal India Limited's broader strategic direction, we also pursue project-specific initiatives tailored to our unique resource base and regional context. For instance, we have entered into revenue-sharing agreements with private developers for the revival of discontinued underground mines, and we are actively engaging with local communities and state authorities to implement the Jharia Master Plan and other sustainability initiatives.

Nevertheless, our dependence on Coal India Limited also introduces certain sensitivities. Any shift in Coal India Limited's strategic priorities, resource allocation, or governance structure could influence our operational flexibility and investment planning. We maintain close coordination with Coal India Limited's leadership while continuing to build internal capabilities and partnerships that support our long-term growth and resilience.

## **PRESENTATION OF FINANCIAL INFORMATION**

The restated financial statements of our Company comprises the restated statement of assets and liabilities as at September 30, 2025 and 2024 and March 31, 2025, 2024 and 2023, the restated statement of profit and loss (including other comprehensive income), the restated statement of changes in equity, the restated cash flow statement for the six months period ended September 30, 2025 and September 30, 2024 and the years ended March 31, 2025, 2024, and 2023, the summary of material accounting policies together with the notes thereto and other explanatory information (collectively, the **“Restated Financial Information”**).

The Restated Financial Information has been prepared in accordance with the requirements of:

- Section 26 of Part I of Chapter III of the Companies Act, 2013;

- The Securities and Exchange Board of India (Issue of Capital and Disclosure Requirements) Regulations, 2018, as amended; and
- The Guidance Note on Reports in Company Prospectuses (Revised 2019) issued by the Institute of Chartered Accountants of India, as amended from time to time.

The Restated Financial Information has been compiled from:

- the special purpose audited financial statements of the Company as at and for the six months period ended September 30, 2025 and 2024, prepared in accordance with the Indian Accounting Standards (referred to as “Ind AS”) as prescribed under Section 133 of the Act read with Companies (Indian Accounting Standards) Rules 2015, as amended, and other accounting principles generally accepted in India, which have been approved by the Board of Directors at their meetings held on December 08, 2025.
- the audited financial statements of the Company as at and for the year ended March 31, 2025, prepared in accordance with the Indian Accounting Standards (referred to as “Ind AS”) as prescribed under Section 133 of the Act read with Companies (Indian Accounting Standards) Rules 2015, as amended, and other accounting principles generally accepted in India, which have been approved by the Board of Directors at their meetings held on April 23, 2025.
- the audited financial statements of the Company as at and for the year ended March 31, 2024 prepared in accordance with the Ind AS as prescribed under Section 133 of the Act read with Companies (Indian Accounting Standards) Rules 2015, as amended, and other accounting principles generally accepted in India, which have been approved by the Board of Directors at their meetings held on April 24, 2024.
- the audited financial statements of the Company as at and for the year ended March 31, 2023 prepared in accordance with the Ind AS as prescribed under Section 133 of the Act read with Companies (Indian Accounting Standards) Rules 2015, as amended, and other accounting principles generally accepted in India, which have been approved by the Board of Directors at their meetings held on April 24, 2023.

Figures for previous year have been regrouped/ rearranged wherever necessary, in order to make them comparable with current year figures.

## **SUMMARY OF MATERIAL ACCOUNTING POLICIES**

### **Current and Non-Current Classification**

The Company presents assets and liabilities in the Restated Statement of Assets and Liabilities based on current/non-current classification. An asset is treated as current by the Company when:

- it expects to realise the asset, or intends to sell or consume it, in its normal operating cycle;
- it holds the asset primarily for the purpose of trading;
- it expects to realise the asset within twelve months after the reporting period; or
- the asset is cash or a cash equivalent (as defined in Ind AS 7) unless the asset is restricted from being exchanged or used to settle a liability for at least twelve months after the reporting period.

All other assets are classified as non-current.

A liability is treated as current by the Company when:

- it expects to settle the liability in its normal operating cycle;
- it holds the liability primarily for the purpose of trading;
- the liability is due to be settled within twelve months after the reporting period; or
- it does not have an unconditional right to defer settlement of the liability for at least twelve months after the reporting period. Terms of a liability that could, at the option of the counterparty, result in its settlement by the issue of equity instruments do not affect its classification.

All other liabilities are classified as non-current.

Having regard to the nature of the business being carried out by the Company, the Company has ascertained its operating cycle as twelve months for the purpose of current and non-current classification of assets and liabilities.

## **Revenue Recognition**

### ***Revenue from contracts with customers***

Revenue is principally derived from the sale of coal, related ancillary services, and products. Revenue from sales of products is recognized when control of the products has transferred, being when the products are delivered to the customer. Delivery occurs when the products have been shipped or delivered to the specific location as the case may be, and the risks of loss have been transferred in accordance with the sales contract. The amount of revenue recognized reflects the consideration to which the Company is or expects to be entitled in exchange for those goods or services. Accumulated experience is used to estimate and provide for the variable consideration as per the sales contract, using the most likely method, and revenue is only recognized to the extent that it is highly probable that a significant reversal will not occur. The amount of consideration does not contain a significant financing component as payment terms are less than one year as per the sales contracts.

The Company has a number of long-term contracts to supply products to customers in future periods. Generally, revenue is recognized on an invoice basis, as each unit sold is a separate performance obligation, and therefore the right to consideration from a customer corresponds directly with our performance completed to date.

*Interest* - Interest income from a financial asset is recognized when it is probable that the economic benefits will flow to the company and the amount of income can be measured reliably. Interest income is accrued on a time basis, by reference to the principal outstanding and at the effective interest rate applicable, which is the rate that exactly discounts the estimated future cash receipts through the expected life of the financial asset to that asset's net carrying amount on initial recognition.

*Dividends* - Dividend is recognised when the Company's right to receive the payment is established, which is generally when shareholders approve the dividend.

*Other Claims* - Revenue in respect of Other claims (including interest on delayed realization from customers) are recognized only when there is reasonable certainty as to the ultimate collection and the amount can be measured reliably.

## **Grants from Government**

Government Grants are not recognised until there is reasonable assurance that the Company will comply with the conditions attached to them and that there is reasonable certainty that grants will be received.

Government grants are recognised in Restated Statement of Profit and Loss on a systematic basis over the periods in which the Company recognises the related expenses or costs for which the grants are intended to compensate.

Government Grants related to assets are presented in the Restated Statement of Assets and Liabilities by setting up the grant as deferred income and are recognised in Restated Statement of Profit and Loss on systematic basis over the useful life of asset.

Grants related to income (i.e. grant related to other than assets) are presented as part of Restated Statement of Profit and Loss under the head 'Other Income'.

A government grant/assistance that becomes receivable as compensation for expenses or losses already incurred or for the purpose of giving immediate financial support to the Company with no future related costs, is recognised in profit or loss of the period in which it becomes receivable.

The Government grants or grants in the nature of promoter's contribution is recognised directly in "Capital Reserve" which forms part of the "Shareholders fund".

## **Leases (Ind AS 116)**

A contract is, or contains, a lease if the contract conveys the right to control the use of an identified asset for a period of time in exchange for consideration.

### ***Company as a lessee***

The Company assesses whether a contract contains a lease, at inception of a contract. A contract is, or contains, a lease if the contract conveys the right to control the use of an identified asset for a period of time in exchange for consideration. To assess whether a contract conveys the right to control the use of an identified asset, the Company assesses whether: (i) the contract involves the use of an identified asset (ii) the Company has substantially all of the economic benefits from use of the asset through the period of the lease and (iii) the Company has the right to direct the use of the asset.

At the commencement date, a lessee shall recognise a right-of-use asset at cost and a lease liability at the present value of the lease payments that are not paid at that date for all leases unless the lease term is 12 months or less or the underlying asset is of low value.

Subsequently, right-of-use asset is measured using cost model whereas, the lease liability is measured by increasing the carrying amount to reflect interest on the lease liability, reducing the carrying amount to reflect the lease payments made and re-measuring the carrying amount to reflect any reassessment or lease modifications.

The lease liability is initially measured at amortized cost at the present value of the future lease payments. The lease payments are discounted using the interest rate implicit in the lease or, if not readily determinable, using the incremental borrowing rates of these leases. Lease liabilities are premeasured with a corresponding adjustment to the related right of use asset if the Company changes its assessment of whether it will exercise an extension or a termination option. Lease liability and ROU asset are separately presented in the Restated Statement of Assets and Liabilities and lease payments are classified as financing cash flows. Lease liability obligations is presented separately under the head "Financial Liabilities".

Finance charges are recognised in finance costs in the Restated Statement of Profit and Loss, unless the costs are included in the carrying amount of another asset applying other applicable standards.

Right-of-use asset is depreciated over the useful life of the asset, if the lease transfers ownership of the asset to the lessee by the end of the lease term or if the cost of the right-to-use asset reflects that the lessee will exercise a purchase option. Otherwise, the lessee shall depreciate the right-to-use asset from the commencement date to the earlier of the end of the useful life of the right-of-use asset or the end of the lease term.

### ***Company as a lessor***

Assets are given on lease either as finance lease or operating lease.

*Finance Lease:* A lease is classified as finance lease if it transfers substantially all the risks and rewards incidental to ownership of an underlying asset. Initially, asset held under finance lease is recognised in Restated Statement of Assets and Liabilities and presented as a receivable at an amount equal to the net investment in the lease. Finance income is recognised over the lease term, based on a pattern reflecting a constant periodic rate of return on Company's net investment in the lease.

*Operating Lease:* A lease which is not classified as a finance lease is an operating lease. The Company recognises lease payments in case of assets given on operating leases as income on a straight line basis.

### **Non-Current Assets Held for Sale**

The Company classifies non-current assets and (or disposal groups) as held for sale if their carrying amounts will be recovered principally through a sale rather than through continuing use. Actions required to complete the sale should indicate that it is unlikely that significant changes to the sale will be made or that the decision to sell will be withdrawn. Management must be committed to the sale expected to be completed within one year from the date of classification.

For these purposes, sale transactions include exchanges of non-current assets for other non-current assets when the exchange has commercial substance. The criteria for held for sale classification is regarded met only when the assets or disposal group is available for immediate sale in its present condition, subject only to terms that are usual

and customary for sales of such assets (or disposal groups), its sale is highly probable; and it will genuinely be sold, not abandoned.

The Company treats sale of the asset or disposal group to be highly probable when:

- The appropriate level of management is committed to a plan to sell the asset (or disposal group)
- An active programme to locate a buyer and complete the plan has been initiated
- The asset (or disposal group) is being actively marketed for sale at a price that is reasonable in relation to its current fair value
- The sale is expected to qualify for recognition as a completed sale within one year from the date of classification, and
- Actions required to complete the plan indicate that it is unlikely that significant changes to the plan will be made or that the plan will be withdrawn.

Non-current asset or disposal groups classified as held for sale are measured at the lower of carrying amount and fair value less costs to sell.

### **Property, Plant and Equipment (PPE) and Depreciation**

An item of PPE is recognized as an asset if it is probable that future economic benefits associated with the item will flow to the Company and the cost of the item can be measured reliably.

PPE are initially measured at cost of acquisition/construction including decommissioning or restoration cost wherever required. Cost of land includes expenditures which are directly attributable to the acquisition of the land like, rehabilitation expenses, resettlement cost and compensation in lieu of employment incurred for concerned displaced persons etc.

After recognition, an item of all other Property, plant and equipment are carried at its cost less any accumulated depreciation and any accumulated impairment losses under Cost Model. The cost of an item of property, plant and equipment comprises:

- its purchase price, including import duties and non-refundable purchase taxes, after deducting trade discounts and rebates.
- any costs directly attributable to bringing the asset to the location and condition necessary for it to be capable of operating in the manner intended by management.
- the initial estimate of the costs of dismantling and removing the item and restoring the site on which it is located, the obligation for which the Company incurs either when the item is acquired or as a consequence of having used the item during a particular period for purposes other than to produce inventories during that period.
- Interest on Borrowings utilized to finance the construction of qualifying assets are capitalised as part of cost of the asset until such time that the asset is ready for its intended use.

Each part of an item of property, plant and equipment with a cost that is significant in relation to the total cost of the item is depreciated separately. However, significant part(s) of an item of PPE having same useful life and depreciation method are grouped together in determining the depreciation charge.

Costs of the day to-day servicing described as 'repairs and maintenance' are recognised in the restated statement of profit and loss in the period in which the same are incurred.

Subsequent cost of replacing parts which are significant in relation to the total cost of an item of property, plant and equipment are recognised in the carrying amount of the item, if it is probable that future economic benefits associated with the item will flow to the Company; and the cost of the item can be measured reliably. The carrying amount of those parts that are replaced is derecognised in accordance with the derecognition policy mentioned below.

When major inspection is performed, its cost is recognised in the carrying amount of the item of property, plant and equipment as a replacement if it is probable that future economic benefits associated with the item will flow to the Company; and the cost of the item can be measured reliably. Any remaining carrying amount of the cost of the previous inspection (as distinct from physical parts) is derecognised.

An item of property, plant or equipment is derecognised upon disposal or when no future economic benefits are expected from the continuing use of assets. Any gain or loss arising on such derecognition of an item of property plant and equipment is recognised in restated statement of profit and loss.

Depreciation on property, plant and equipment, except freehold land, is provided as per cost model on straight line basis over the estimated useful lives of the asset as follows:

<b>Other Land (including Leasehold Land):</b>	<b>Life of the project or lease term whichever is lower</b>
Building (incl. Roads):	3-60 years
Telecommunication:	3-9 years
Railway Sidings:	15 years
Plant and Equipment (incl. Railway Corridor, Others):	1-30 years
Computers and Laptops:	3 Years
Office equipment:	2-5 years
Furniture and Fixtures:	10 years
Vehicles:	8-10 years

Based on technical evaluation, the management believes that the useful lives given above best represent the period over which the management expects to use the asset. Hence the useful lives of the assets may be different from the useful lives as prescribed under Part C of Schedule II of the Companies Act, 2013.

The estimated useful life of the assets is reviewed at the end of each financial year.

The residual value of property, plant and equipment is considered as 5% of the original cost of the asset except for some items of assets such as other land, site restoration asset, other mining infrastructure, surveyed off assets. Useful life has been technically estimated to be one year with nil residual value for items such as Coal tub, winding ropes, haulage ropes, stowing pipes and safety lamps etc.

Depreciation on the assets added/disposed of during the year is provided on pro-rata basis with reference to the month of addition / disposal.

Value of “Other Land” includes land acquired under Coal Bearing Area (Acquisition & Development) (CBA) Act, 1957, Land Acquisition Act, 1894, Right to Fair Compensation and Transparency in Land Acquisition, Rehabilitation and Resettlement (RFCTLAAR) Act, 2013, Long term transfer of government land etc., which are amortised on the basis of the balance life of the project; and in case of leasehold land such amortisation is based on lease period or balance life of the project whichever is lower.

Assets that are fully depreciated and retired from active use are disclosed separately as surveyed off assets at its residual value under Property, Plant Equipment and are tested for impairment.

### **Transition to Ind AS**

The Company elected to continue with the carrying value as per the cost model (for all of its property, plant and equipment as recognised in the restated financial information as at the date of transition to Ind ASs, measured as per the previous GAAP.

### **Mine Closure, Site Restoration and Decommissioning Obligation**

The Company’s obligation for land reclamation and decommissioning of structures consists of spending at both surface and underground mines in accordance with the guidelines from the Ministry of Coal, Government of India. The Company estimates its obligation for Mine Closure, Site Restoration and Decommissioning based upon detailed calculation and technical assessment of the amount and timing of the future cash spending to perform the required work. Mine Closure expenditure is provided as per approved Mine Closure Plan. The estimates of expenses are escalated for inflation, and then discounted at a discount rate that reflects current market assessment of the time value of money and the risks, such that the amount of provision reflects the present value of the expenditures expected to be incurred to settle the obligation. The Company records a corresponding asset associated with the liability for final reclamation and mine closure. The obligation and corresponding assets are recognised in the period in which the liability is incurred. The asset representing the total site restoration cost (as

estimated by Central Mine Planning and Design Institute Limited) as per the mine closure plan is recognised as a separate item in PPE and amortised over the balance project/mine life.

The value of the provision is progressively increased over time as the effect of discounting unwinds; creating an expense recognised as a financial expense.

Further, a specific escrow fund account is maintained for this purpose as per the approved mine closure plan.

The progressive mine closure expenses incurred on year to year basis forming part of the total mine closure obligation are initially recognised as receivable from the escrow account and thereafter adjusted with the obligation in the year in which the amount is withdrawn after the concurrence of the certifying agency.

### **Exploration and Evaluation Assets**

Exploration and evaluation assets comprise costs that are attributable to the search for coal and related resources, pending the determination of technical feasibility and the assessment of commercial viability of an identified resource which comprises inter alia the following:

- acquisition of rights to explore
- researching and analysing historical exploration data;
- gathering exploration data through topographical, geo-chemical and geo-physical studies;
- exploratory drilling, trenching, and sampling;
- determining and examining the volume and grade of the resource;
- surveying transportation and infrastructure requirements;
- Conducting market and finance studies.

The above includes employee remuneration, cost of materials and fuel used, payments to contractors etc.

As the intangible component represents an insignificant/indistinguishable portion of the overall expected tangible costs to be incurred and recouped from future exploitation, these costs along with other capitalised exploration costs are recorded as exploration and evaluation assets.

Exploration and evaluation costs are capitalised on a project-by-project basis pending the determination of technical feasibility and commercial viability of the project and disclosed as a separate line item under non-current assets. They are subsequently measured at cost less accumulated impairment/provision.

Once proved reserves are determined and the development of mines/projects are sanctioned, exploration and evaluation assets are transferred to "Development" under capital work in progress. However, if proved reserves are not determined, the exploration and evaluation asset is derecognised.

### **Development Expenditure**

When proved reserves are determined and the development of mines/projects are sanctioned, capitalised exploration and evaluation cost is recognised as assets under construction and disclosed as a component of capital work in progress under the head "Development". All subsequent development expenditure is also capitalised. The development expenditure capitalised is net of proceeds from the sale of coal extracted during the development phase.

### **Commercial Operation**

The project/mines are brought to revenue; when commercial readiness of a project/mine to yield production on a sustainable basis is established either on the basis of conditions specifically stated in the project report or on the basis of the following criteria:

- From the beginning of the financial year immediately after the year in which the project achieves physical output of 25% of rated capacity as per the approved project report, or
- 2 years of touching coal, or
- From the beginning of the financial year in which the value of production is more than total, expenses.

Whichever event occurs first;

On being brought to revenue, the assets under capital work in progress are reclassified as a component of property, plant, and equipment under the nomenclature “Other Mining Infrastructure”. Other Mining infrastructures are amortised from the year when the mine is brought under revenue in 20 years or the working life of the project whichever is less.

### **Intangible Assets and Amortisation**

Intangible assets acquired separately are measured on initial recognition at cost. Cost includes any directly attributable expenses necessary to make the assets ready for its intended use. After initial recognition, intangible assets are carried at cost less any accumulated amortisation and accumulated impairment losses.

Subsequent expenditure is recognized as an increase in the carrying amount of the asset when it is probable that future economic benefits deriving from the cost incurred will flow to the Company and the cost of the item can be measured reliably.

An item of Intangible asset is derecognized upon disposal or when no future economic benefits are expected from its use or disposal. Gains or losses arising from the derecognition of an intangible asset are measured as the difference between the net disposal proceeds and the carrying amount of the asset and are recognised in the Restated Statement of Profit and Loss when the asset is derecognised.

Internally generated intangibles, excluding capitalised development costs, are not capitalised. Instead, the related expenditure is recognised in the restated statement of profit and loss and other comprehensive income in the period in which the expenditure is incurred.

The useful lives of intangible assets are assessed as either finite or indefinite. Intangible assets with finite lives are amortised over their useful economic lives and assessed for impairment whenever there is an indication that the intangible asset may be impaired. The amortisation period and the amortisation method for an intangible asset with a finite useful life are reviewed at least at the end of each reporting period. Changes in the expected useful life or the expected pattern of consumption of future economic benefits embodied in the asset are considered to modify the amortisation period or method, as appropriate, and are treated as changes in accounting estimates. The amortisation expense on intangible assets with finite lives is recognised in the restated statement of profit and loss. Amortisation of intangible asset is provided on straight line basis over the estimated useful lives of the intangible asset as follows:

<b>Intangible Assets</b>	<b>Useful Life</b>
SAP/ERP :	6 Years
Other Computer Software :	License period
Rail Corridor :	Life as per MoU contract period

An intangible asset with an indefinite useful life is not amortised but is tested for impairment at each reporting date.

Exploration and Evaluation assets attributable to blocks identified for sale or proposed to be sold to outside agencies (i.e. for blocks not earmarked for CIL) are however, classified as Intangible Assets and tested for impairment.

Expenditure on research is charged to expenditure as and when incurred. Expenditure on development is capitalized only if the expenditure can be measured reliably, the product or process is technically and commercially feasible, future economic benefits are probable and the Company intends to and has sufficient resources to complete development and to use or sell the asset.

### **Impairment of Assets (Other than Financial Assets)**

The Company assesses at the end of each reporting period whether there is any indication that an asset may be impaired. If any such indication exists, the Company estimates the recoverable amount of the asset. An asset's recoverable amount is the higher of the asset's or cash-generating unit's value in use and its fair value less costs of disposal, and is determined for an individual asset, unless the asset does not generate cash inflows that are largely independent of those from other assets or groups of assets, in which case the recoverable amount is



determined for the cash-generating unit to which the asset belongs. The Company considers individual mines as separate cash-generating units for the purpose of a test of impairment.

If the recoverable amount of an asset is estimated to be less than its carrying amount, the carrying amount of the asset is reduced to its recoverable amount and the impairment loss is recognised in the Restated Statement of Profit and Loss.

### **Investment Property**

Property (land or a building or part of a building or both) held to earn rentals or for capital appreciation or both, rather than for, use in the production or supply of goods or services or for administrative purposes; or sale in the ordinary course of businesses are classified as an investment property.

Investment property is measured initially at its cost, including related transaction costs and where applicable borrowing costs.

Investment properties are depreciated using the straight-line method over their estimated useful lives.

### **Financial Instruments**

A financial instrument is any contract that gives rise to a financial asset of one entity and a financial liability or equity instrument of another entity.

#### ***Financial assets***

##### *Initial recognition and measurement*

All financial assets are recognised initially at fair value, in the case of financial assets not recorded at fair value through profit or loss, plus transaction costs that are attributable to the acquisition of the financial asset. Purchases or sales of financial assets that require delivery of assets within a time frame established by regulation or convention in the market place (regular way trades) are recognised on the trade date, i.e., the date that the Company commits to purchase or sell the asset. However, trade receivables that do not contain a significant financing component are measured at transaction price.

##### *Subsequent measurement*

For purposes of subsequent measurement, financial assets are classified in four categories:

- Debt instruments at amortised cost
- Debt instruments at fair value through other comprehensive income (FVTOCI)
- Debt instruments, derivatives and equity instruments at fair value through profit or loss (FVTPL)
- Equity instruments measured at fair value through other comprehensive income (FVTOCI)

##### *Debt instruments at amortised cost*

A 'debt instrument' is measured at the amortised cost if both the following conditions are met:

- The asset is held within a business model whose objective is to hold assets for collecting contractual cash flows, and
- Contractual terms of the asset give rise on specified dates to cash flows that are solely payments of principal and interest (SPPI) on the principal amount outstanding.

After initial measurement, such financial assets are subsequently measured at amortised cost using the effective interest rate (EIR) method. Amortised cost is calculated by taking into account any discount or premium on acquisition and fees or costs that are an integral part of the EIR. The EIR amortisation is included in finance income in the profit or loss. The losses arising from impairment are recognised in the profit or loss.

##### *Debt instrument at FVTOCI*

A 'debt instrument' is classified as at the FVTOCI if both of the following criteria are met:

- The objective of the business model is achieved both by collecting contractual cash flows and selling the financial assets, and
- The asset's contractual cash flows represent SPPI.

Debt instruments included within the FVTOCI category are measured initially as well as at each reporting date at fair value. Fair value movements are recognized in the other comprehensive income (OCI). However, the Company recognizes interest income, impairment losses & reversals and foreign exchange gain or loss in the P&L. On derecognition of the asset, cumulative gain or loss previously recognised in OCI is reclassified from the equity to P&L. Interest earned whilst holding FVTOCI debt instrument is reported as interest income using the EIR method.

#### Debt instrument at FVTPL

FVTPL is a residual category for debt instruments. Any debt instrument, which does not meet the criteria for categorization as at amortized cost or as FVTOCI, is classified as at FVTPL.

In addition, the Company may elect to designate a debt instrument, which otherwise meets amortized cost or FVTOCI criteria, as at FVTPL. However, such election is allowed only if doing so reduces or eliminates a measurement or recognition inconsistency (referred to as 'accounting mismatch'). The Company has not designated any debt instrument as at FVTPL.

Debt instruments included within the FVTPL category are measured at fair value with all changes recognized in the P&L.

#### Equity investments in subsidiaries, associates and Joint Ventures

In accordance of Ind AS 101 (First time adoption of Ind AS), the carrying amount of these investments as per previous GAAP as on the date of transition is considered to be the deemed cost. Subsequently Investment in subsidiaries, associates and joint ventures are measured at cost.

In case of restated financial information, Equity investments in associates and joint ventures are accounted as per equity method as prescribed in para 10 of Ind AS 28.

#### Other Equity Investment

All other equity investments in scope of Ind AS 109 are measured at fair value through profit or loss.

The Company may make an irrevocable election to present in other comprehensive income subsequent changes in the fair value. The Company makes such election on an instrument by-instrument basis. The classification is made on initial recognition and is irrevocable.

All fair value changes of an equity instrument classified at FVTOCI, are recognized in OCI. There is no subsequent reclassification of fair value gains and losses to the Restated Statement of Profit and Loss. However, the Company may transfer the cumulative gain or loss within equity. Dividends from such investments are recognised in the Statement of Profit and Loss as "other income" when the Company's right to receive payments is established.

Equity instruments included within the FVTPL category are measured at fair value with all changes recognized in the P&L.

#### Derecognition

A financial asset (or, where applicable, a part of a financial asset or part of a group of similar financial assets) is primarily derecognised (i.e. removed from the Restated Statement of Assets and Liabilities) when:

- The rights to receive cash flows from the asset have expired, or
- The Company has transferred its rights to receive cash flows from the asset or has assumed an obligation to pay the received cash flows in full without material delay to a third party under a 'pass-through' arrangement; and either (a) the Company has transferred substantially all the risks and rewards of the asset,

or (b) the Company has neither transferred nor retained substantially all the risks and rewards of the asset, but has transferred control of the asset.

When the Company has transferred its rights to receive cash flows from an asset or has entered into a pass-through arrangement, it evaluates if and to what extent it has retained the risks and rewards of ownership. When it has neither transferred nor retained substantially all of the risks and rewards of the asset, nor transferred control of the asset, the Company continues to recognise the transferred asset to the extent of the Company's continuing involvement. In that case, the Company also recognises an associated liability. The transferred asset and the associated liability are measured on a basis that reflects the rights and obligations that the Company has retained. Continuing involvement that takes the form of a guarantee over the transferred asset is measured at the lower of the original carrying amount of the asset and the maximum amount of consideration that the Company could be required to repay.

#### Impairment of financial assets (other than fair value)

In accordance with Ind AS 109, the Company applies expected credit loss (ECL) model for measurement and recognition of impairment loss on the following financial assets and credit risk exposure:

- Financial assets that are debt instruments, and are measured at amortised cost e.g., loans, debt securities, deposits, trade receivables and bank balance
- Financial assets that are debt instruments and are measured as at FVTOCI
- Lease receivables under Ind AS 116
- Trade receivables or any contractual right to receive cash or another financial asset that result from transactions that are within the scope of Ind AS 115.

The Company follows 'simplified approach' for recognition of impairment loss allowance on:

- Trade receivables or contract revenue receivables; and
- All lease receivables resulting from transactions within the scope of Ind AS 116

The application of simplified approach does not require the Company to track changes in credit risk. Rather, it recognises impairment loss allowance based on lifetime ECLs at each reporting date, right from its initial recognition.

#### *Financial liabilities*

##### Initial recognition and measurement

The Company's financial liabilities include trade and other payables, loans and borrowings including bank overdrafts.

All financial liabilities are recognised initially at fair value and, in the case of loans and borrowings and payables, net of directly attributable transaction costs.

##### Subsequent measurement

The measurement of financial liabilities depends on their classification, as described below:

##### Financial liabilities at fair value through profit or loss

Financial liabilities at fair value through profit or loss include financial liabilities held for trading and financial liabilities designated upon initial recognition as at fair value through profit or loss. Financial liabilities are classified as held for trading if they are incurred for the purpose of repurchasing in the near term. This category also includes derivative financial instruments entered into by the Company that are not designated as hedging instruments in hedge relationships as defined by Ind AS 109. Separated embedded derivatives are also classified as held for trading unless they are designated as effective hedging instruments.

Gains or losses on liabilities held for trading are recognised in the profit or loss.

### Financial liabilities at amortised cost

After initial recognition, these are subsequently measured at amortised cost using the effective interest rate method. Gains and losses are recognised in restated statement of profit or loss when the liabilities are derecognised as well as through the effective interest rate amortisation process. Amortised cost is calculated by taking into account any discount or premium on acquisition and fees or costs that are an integral part of the effective interest rate. The effective interest rate amortisation is included as finance costs in the statement of profit and loss.

### Derecognition

A financial liability is derecognised when the obligation under the liability is discharged or cancelled or expires. When an existing financial liability is replaced by another from the same lender on substantially different terms, or the terms of an existing liability are substantially modified, such an exchange or modification is treated as the derecognition of the original liability and the recognition of a new liability. The difference between the carrying amount of a financial liability (or part of a financial liability) extinguished or transferred to another party and the consideration paid, including any non-cash assets transferred or liabilities assumed, shall be recognised in profit or loss.

### Reclassification of financial assets

The Company determines classification of financial assets and liabilities on initial recognition. After initial recognition, no reclassification is made for financial assets which are equity instruments and financial liabilities. For financial assets which are debt instruments, a reclassification is made only if there is a change in the business model for managing those assets. Changes to the business model are expected to be infrequent. The Company's senior management determines change in the business model as a result of external or internal changes which are significant to the Company's operations. Such changes are evident to external parties. A change in the business model occurs when the Company either begins or ceases to perform an activity that is significant to its operations. If Company reclassifies financial assets, it applies the reclassification prospectively from the reclassification date which is the first day of the immediately next reporting period following the change in business model. The Company does not restate any previously recognised gains, losses (including impairment gains or losses) or interest.

Original Classification	Revised Classification	Accounting Treatment
Amortised cost	FVTPL	Fair value is measured at reclassification date. Difference between previous amortized cost and fair value is recognised in P&L.
FVTPL	Amortised Cost	Fair value at reclassification date becomes its new gross carrying amount. EIR is calculated based on the new gross carrying amount.
Amortised cost	FVTOCI	Fair value is measured at reclassification date. Difference between previous amortised cost and fair value is recognised in OCI. No change in EIR due to reclassification.
FVTOCI	Amortised cost	Fair value at reclassification date becomes its new amortised cost carrying amount. However, cumulative gain or loss in OCI is adjusted against fair value. Consequently, the asset is measured as if it had always been measured at amortised cost.
FVTPL	FVTOCI	Fair value at reclassification date becomes its new carrying amount. No other adjustment is required.
FVTOCI	FVTPL	Assets continue to be measured at fair value. Cumulative gain or loss previously recognized in OCI is reclassified to P&L at the reclassification date.

### Offsetting of financial instruments

Financial assets and financial liabilities are offset and the net amount is reported in the Restated Statement of Assets and Liabilities if there is a currently enforceable legal right to offset the recognised amounts and there is an intention to settle on a net basis, to realise the assets and settle the liabilities simultaneously.

#### *Fair value measurement of financial instruments*

Fair value is the price that would be received to sell an asset or paid to transfer a liability in an orderly transaction between market participants at the measurement date under current market conditions.

The Company categorizes assets and liabilities measured at fair value into one of three levels depending on the ability to observe inputs employed for such measurement:

- Level 1: inputs are quoted prices (unadjusted) in active markets for identical assets or liabilities.
- Level 2: inputs other than quoted prices included within level 1 that are observable either directly or indirectly for the asset or liability.
- Level 3: inputs for the asset or liability which are not based on observable market data (unobservable inputs).

The Company has an established control framework with respect to the measurement of fair values. This includes a finance team that has overall responsibility for overseeing all significant fair value measurements who regularly review significant unobservable inputs, valuation adjustments and fair value hierarchy under which the valuation should be classified.

#### *Cash and Cash equivalents*

Cash and cash equivalent in the Restated Statement of Assets and Liabilities comprise cash at banks and on hand and short-term deposits with an original maturity of three months or less, which are subject to an insignificant risk of changes in value. For the purpose of the statement of cash flows, cash and cash equivalents consist of cash and short-term deposits, as defined above, net of outstanding bank overdrafts as they are considered an integral part of the Company's cash management.

#### **Borrowing Costs**

Borrowing costs are expensed as and when incurred except where they are directly attributable to the acquisition, construction or production of qualifying assets i.e. the assets that necessarily takes substantial period of time to get ready for its intended use, in which case they are capitalised as part of the cost of related asset up to the date when the qualifying asset is ready for its intended use.

#### **Taxation**

Income tax expense represents the sum of the tax currently payable and deferred tax.

Current tax is the amount of income taxes payable (recoverable) in respect of the taxable profit (tax loss) for a period. Taxable profit differs from "profit before income tax" as reported in the restated statement of profit and loss and other comprehensive income because it excludes items of income or expense that are taxable or deductible in other years and it further excludes items that are never taxable or deductible. The Company's liability for current tax is calculated using tax rates that have been enacted or substantively enacted by the end of the reporting period.

Deferred tax liabilities are generally recognised for all taxable temporary differences. Deferred tax assets are generally recognised for all deductible temporary difference to the extent that it is probable that taxable profits will be available against which those deductible temporary differences can be utilised. Such assets and liabilities are not recognised if the temporary difference arises from goodwill or from the initial recognition (other than in a business combination) of other assets and liabilities in a transaction that affects neither the taxable profit nor the accounting profit.

Deferred tax liabilities are recognised for taxable temporary differences associated with investments in subsidiaries and associates, except where the Company is able to control the reversal of the temporary difference and it is probable that the temporary difference will not reverse in the foreseeable future. Deferred tax assets arising from deductible temporary differences associated with such investments and interests are only recognised

to the extent that it is probable that there will be sufficient taxable profits against which to utilise the benefits of the temporary differences.

The carrying amount of deferred tax assets is reviewed at the end of each reporting period and reduced to the extent that it is no longer probable that sufficient taxable profits will be available to allow all or part of the asset to be recovered. Unrecognised deferred tax assets are reassessed at the end of each reporting year and are recognised to the extent that it has become probable that sufficient taxable profit will be available to allow all or part of the deferred tax asset to be recovered.

Deferred tax assets and liabilities are measured at the tax rates that are expected to apply in the period in which the liability is settled or the asset is realised, based on tax rate (and tax laws) that have been enacted or substantively enacted by the end of the reporting period.

The measurement of deferred tax liabilities and assets reflects the tax consequences that would follow from the manner in which the Company expects, at the end of the reporting period, to recover or settle the carrying amount of its assets and liabilities.

Current and deferred tax are recognised in profit or loss, except when they relate to items that are recognised in other comprehensive income or directly in equity, in which case, the current and deferred tax are also recognised in other comprehensive income or directly in equity respectively. Where current tax or deferred tax arises from the initial accounting for a business combination, the tax effect is included in the accounting for the business combination.

Deferred income tax assets and liabilities are offset when there is a legally enforceable right to offset current tax assets against current tax liabilities, and when the deferred income tax assets and liabilities relate to income taxes levied by the same taxation authority on either the taxable entity or different taxable entities where there is an intention to settle the balances on a net basis.

## **Employee Benefits**

### ***Short-term Benefits***

Short-term employee benefits are employee benefits (other than termination benefits) that are expected to be settled wholly before twelve months after the end of the annual reporting period in which the employees render the related service.

All short-term employee benefits are recognized in the period in which the services are rendered by employees.

### ***Post-employment benefits and other long term employee benefits***

#### **Defined contributions plans**

A defined contribution plan is a post-employment benefit plan under which the Company pays a fixed contribution into a fund maintained by a separate body and the Company will have no legal or constructive obligation to pay further amounts. Obligations for contributions to defined contribution plans are recognised as an employee benefit expense in the restated statement of profit and loss in the periods during which services are rendered by employees.

#### **Defined benefits plans**

A defined benefit plan is a post-employment benefit plan other than a defined contribution plan. The Company's net obligation in respect of defined benefit plans is calculated by estimating the amount of future benefit that employees have earned in return of their service in the current and prior periods. The benefit is discounted to determine its present value and reduced by the fair value of plan assets, if any. The discount rate is based on the prevailing market yields of Indian Government securities as at the reporting date that have maturity dates approximating the terms of the Company's obligations and that are denominated in the same currency in which the benefits are expected to be paid.

The application of actuarial valuation involves making assumptions about the discount rate, expected rates of return on assets, future salary increases, mortality rates etc. Due to the long-term nature of these plans, such estimates are subject to uncertainties. The calculation is performed at each Restated Statement of Assets and

Liabilities by an actuary using the projected unit credit method. When the calculation results in the benefit to the Company, the recognised asset is limited to the present value of the economic benefits available in the form of any future refunds from the plan or reduction in future contributions to the plan. An economic benefit is available to the Company if it is realisable during the life of the plan, or on settlement of plan liabilities.

Re-measurement of the net defined benefit liability, which comprises actuarial gain and losses considering the return on plan assets (excluding interest) and the effects of the assets ceiling (if any, excluding interest) are recognised immediately in the other comprehensive income. The Company determines the net interest expense (income) on the net defined benefit liability (asset) for the period by applying the discount rate used to measure the defined benefit obligation at the beginning of the annual period to the then net defined benefit liability (asset), taking into account any changes in the net defined benefit liability (asset) during the period as a result of contributions and benefit payments. Net interest expense and other expenses related to defined benefit plans are recognised in restated statement of profit and loss.

When the benefits of the plan are improved, the portion of the increased benefit relating to past service by employees is recognised as an expense immediately in the restated statement of profit and loss.

#### Other long-term employee benefits

Other long-term employee benefits are all employee benefits other than short-term employee benefits, post-employment benefits and termination benefits.

Other long-term employee benefits include items which are not expected to be settled wholly before twelve months after the end of the annual reporting period in which the employees render the related service.

For other long-term employee benefits, net total of the following amounts is recognized in the statement of profit or loss:

- Service cost
- Net interest on the net defined benefit liability (asset)
- Re-measurements of the net defined benefit liability (asset)

#### **Foreign Currency**

Transactions in foreign currencies are converted into the reported currency of the Company using the exchange rate prevailing at the transaction date. Monetary assets and liabilities denominated in foreign currencies outstanding at the end of the reporting period are translated at the exchange rates prevailing as at the end of reporting period. Exchange differences arising on the settlement of monetary assets and liabilities or on translating monetary assets and liabilities at rates different from those at which they were translated on initial recognition during the period or in previous financial statements are recognised in the restated statement of profit and loss in the period in which they arise.

Non-monetary items denominated in foreign currency are valued at the exchange rates prevailing on the date of transactions.

#### **Stripping Activity**

In case of opencast mining, the mine waste materials (“overburden”) which consists of soil and rock on the top of coal seam is required to be removed to get access to the coal and its extraction. The process of removing overburden to access coal is referred to as stripping. Stripping is necessary to obtain access to coal and occurs throughout the life of an opencast mine. Stripping costs during development and production phases are classified in property, plant, and equipment. Stripping costs are accounted for separately for individual mines.

The Company accounts for stripping activities as follows:

#### ***Stripping costs during the Development phase***

These are initial overburden removal costs incurred to obtain access to coal to be extracted. These costs are capitalised when it is probable that future economic benefits will flow to the company and costs can be measured

reliably. Once the production phase begins, capitalised development stripping costs are amortised over the mine life.

### ***Stripping costs during the production phase***

These are overburden removal costs incurred after the mine has been brought to revenue as per the policy of the group. Stripping costs during the production phase can give rise to two benefits, the extraction of coal in the current period and improved access to coal which will be extracted in future periods. Stripping costs during the production phase are allocated between the inventory produced and the stripping activity asset using a standard strip ratio (overburden-to-coal). The standard strip ratio is the total volume of Overburden expected to be removed over the life of the mine against the total coal to be extracted over the life of the mine. When the actual volume of overburden removed is greater than the expected volume of overburden removal, the stripping cost for excess overburden removed over the expected overburden removal is capitalised to the stripping activity asset. The stripping activity asset is amortised over the expected useful life of the mine. Changes in geo-mining conditions may have an impact on the standard strip ratio. Changes to the ratio are accounted for prospectively. Stripping activity asset are included separately under Property, plant, and equipment.

The Company recognises stripping activity asset for stripping costs during the production phase in the mines with a rated capacity of one million tonnes per annum and above.

## **Inventories**

### ***Stock of Coal***

Inventories of coal/coke are stated at lower of cost and net realisable value. The cost of inventories are calculated using the Weighted Average method. Net realisable value represents the estimated selling price of inventories less all estimated costs of completion and costs necessary to make the sale.

Book stock of coal is considered in the accounts where the variance between book stock and measured stock is up to +/- 5% and in cases where the variance is beyond +/- 5% the measured stock is considered. Coke is considered as a part of the stock of coal.

Slurry (coking/semi-coking), middling of washeries, and by products are valued at net realisable value and considered as a part of the stock of coal.

### ***Stores, Spares, and Other Inventories***

The stock of stores and spares including other inventories are valued at cost calculated on the basis of the weighted average method.

Provisions are made at the rate of 100% for unserviceable, damaged and obsolete stores and spares and at the rate of 50% for stores & spares not moved for 5 years.

## **Provisions, Contingent Liabilities and Contingent Assets**

Provisions are recognized when the Company has a present obligation (legal or constructive) as a result of a past event, and it is probable that an outflow of economic benefits will be required to settle the obligation and a reliable estimate of the amount of the obligation can be made. Where the time value of money is material, provisions are stated at the present value of the expenditure expected to settle the obligation.

All provisions are reviewed at each Restated Statement of Assets and Liabilities date and adjusted to reflect the current best estimate.

Where it is not probable that an outflow of economic benefits will be required, or the amount cannot be estimated reliably, the obligation is disclosed as a contingent liability, unless the probability of outflow of economic benefits is remote. Possible obligations, whose existence will only be confirmed by the occurrence or non-occurrence of one or more future uncertain events not wholly within the control of the Company, are also disclosed as contingent liabilities unless the probability of outflow of economic benefits is remote.



Contingent assets are possible assets that arise from past events and whose existence will be confirmed only by the occurrence or non-occurrence of one or more uncertain future events not wholly within the control of the Company. Contingent assets are disclosed in the financial information when inflow of economic benefits is probable on the basis of the judgment of management. These are assessed continually to ensure that developments are appropriately reflected in the restated financial information.

### **Earnings per share**

Basic earnings per share are computed by dividing the net profit after tax by the weighted average number of equity shares outstanding during the period. Diluted earnings per shares is computed by dividing the profit after tax by the weighted average number of equity shares considered for deriving basic earnings per shares and also the weighted average number of equity shares that could have been issued upon conversion of all dilutive potential equity shares.

### **Stripping activity provision (Ratio Variance)**

Stripping activity provision recognized earlier is based on the policy followed consistently by Coal India Limited since its inception. Stripping activity provision was recognized or reversed based on the current ratio of OB to Coal as compared to the average Stripping ratio (Standard ratio) of the mine. This accounting method has been substantiated and validated by a multitude of authoritative bodies and forums, including income tax authorities.

The carrying amount of the stripping activity provision is reversed systematically whenever the situation of reversal arises on extraction of actual volume of overburden over expected volume thereof. Such reversal is specific to mines at the rate the said provision has been recognized.

### **Judgements, Estimates and Assumptions**

The preparation of the financial information in conformity with Ind AS requires management to make estimates, judgments, and assumptions that affect the application of accounting policies and the reported amounts of assets and liabilities, the disclosures of contingent assets and liabilities at the date of financial information and the amount of revenue and expenses during the reported period. Application of accounting policies involving complex and subjective judgements and the use of assumptions in these financial statements have been disclosed. Accounting estimates could change from period to period. Actual results could differ from those estimates. Estimates and underlying assumptions are reviewed on an ongoing basis. Revisions to accounting estimates are recognised in the period in which the estimates are revised and, if material, their effects are disclosed in the notes to the restated financial information.

#### ***Judgements***

In the process of applying the Company's accounting policies, management has made the following judgments, which have the most significant effect on the amounts recognised in the restated financial information:

#### ***Formulation of Accounting Policies***

Accounting policies are formulated in a manner that results in financial information containing relevant and reliable information about the transactions, other events and conditions to which they apply. Those policies need not be applied when the effect of applying them is immaterial.

In the absence of an Ind AS that specifically applies to a transaction, other event or condition, management has used its judgment in developing and applying an accounting policy that results in information that is:

- relevant to the economic decision-making needs of users; and
- reliable in that financial information:

(i) represent faithfully the financial position, financial performance and cash flows of the Company; (ii) reflect the economic substance of transactions, other events and conditions, and not merely the legal form; (iii) are neutral, i.e. free from bias; (iv) are prudent; and (v) are complete in all material respects on a consistent basis

In making the judgment management refers to, and considers the applicability of, the following sources in descending order:

- the requirements in Ind ASs dealing with similar and related issues; and
- the definitions, recognition criteria and measurement concepts for assets, liabilities, income, and expenses in the Framework.

In making the judgment, management considers the most recent pronouncements of the International Accounting Standards Board and in the absence thereof those of the other standard-setting bodies that use a similar conceptual framework to develop accounting standards, other accounting literature, and accepted industry practices, to the extent that these do not conflict with the Indian accounting Standard and accounting policies and practices as stated in above paragraph.

The Company operates in the mining sector (a sector where the exploration, evaluation, and development production phases are based on the varied topographical and geo-mining terrain spread over the lease period running over decades and prone to constant changes), the accounting policies whereof have evolved based on specific industry practices supported by research committees and approved by the various regulators owing to its consistent application over the last several decades. In the absence of specific accounting literature, guidance and standards in certain specific areas which are in the process of evolution, the Company continues to strive to develop accounting policies in line with the development of accounting literature and any development therein shall be accounted for prospectively as per the procedure laid down above more, particularly in Ind AS 8.

### *Materiality*

Ind AS applies to items which are material. Management uses judgement in deciding whether individual items groups of item are material in the financial information. Materiality is judged by reference to the nature or magnitude or both of the items. The deciding factor is whether omitting or misstating or obscuring an information could individually or in combination with other information influence decisions that primary users make on the basis of the financial information. Management also uses judgement of materiality for determining the compliance requirement of the Ind AS. Further, the Company may also be required to present separately immaterial items when required by law.

With effect from April 1, 2019 Errors/omissions discovered in the current year relating to prior periods are treated as immaterial and adjusted during the current year, if all such errors and omissions in aggregate does not exceed 1% of total revenue from operation (net of statutory levies) as per the last audited financial statement of the Company.

### *Operating lease*

Company has entered into lease agreements. The Company has determined, based on an evaluation of the terms and conditions of the arrangements, such as the lease term not constituting a major part of the economic life of the commercial property and the fair value of the asset, that it retains all the significant risks and rewards of ownership of these properties and accounts for the contracts as operating leases.

### *Estimates and assumptions*

The key assumptions concerning the future and other key sources of estimation uncertainty at the reporting date, that have a significant risk of causing a material adjustment to the carrying amounts of assets and liabilities within the next financial year, are described below. The Company based its assumptions and estimates on parameters available when the restated financial information were prepared. Existing circumstances and assumptions about future developments, however, may change due to market changes or circumstances arising that are beyond the control of the Company. Such changes are reflected in the assumptions when they occur.

The estimates, judgements and associated assumptions are based on historical experience and other factors that are considered to be relevant. Actual results may differ from these estimates.

Estimates and underlying assumptions are reviewed on an ongoing basis. Revisions to accounting estimates are recognised in the period in which the estimate is revised and future periods affected.

The application of accounting policies that require critical judgements and accounting estimates involving complex and subjective judgements and the use of assumptions in these financial information have been disclosed here in below:

### *Impairment of non-financial assets*

There is an indication of impairment if, the carrying value of an asset or cash generating unit exceeds its recoverable amount, which is the higher of its fair value less costs of disposal and its value in use. Company considers individual mines as separate cash generating units for the purpose of test of impairment. The value in use calculation is based on a DCF model. The cash flows are derived from the budget for the next five years and do not include restructuring activities that the Company is not yet committed to or significant future investments that will enhance the asset's performance of the CGU being tested. The recoverable amount is sensitive to the discount rate used for the DCF model as well as the expected future cash-inflows and the growth rate used for extrapolation purposes. These estimates are most relevant to other mining infrastructures. The key assumptions used to determine the recoverable amount for the different CGUs, are disclosed and further explained in respective notes.

### *Income Taxes*

Deferred tax assets are recognised for unused tax losses to the extent that it is probable that taxable profit will be available against which the losses can be utilised. Significant management judgement is required to determine the amount of deferred tax assets that can be recognised, based upon the likely timing and the level of future taxable profits together with future tax planning strategies.

### *Defined benefit plans and long term employee benefits*

The cost of the defined benefit plan and other post-employment medical benefits and the present value of the obligations are determined using actuarial valuations. An actuarial valuation involves making various assumptions that may differ from actual developments in the future. These include the determination of the discount rate, future salary increases and mortality rates.

Due to the complexities involved in the valuation and its long-term nature, a defined benefit obligation is highly sensitive to changes in these assumptions. All assumptions are reviewed at each reporting date. The parameter most subject to change is the discount rate. In determining the appropriate discount rate for plans operated in India, the management considers the interest rates of government bonds in currencies consistent with the currencies of the post-employment benefit obligation.

The mortality rate is based on publicly available mortality tables of the country. Those mortality tables tend to change only at interval in response to demographic changes.

### *Intangible asset under development*

The Company capitalises intangible asset under development for a project in accordance with the accounting policy. Initial capitalisation of costs is based on management's judgement that technological and economic feasibility is confirmed, usually when a project report is formulated and approved.

### *Provision for Mine Closure, Site Restoration and Decommissioning Obligation*

In determining the fair value of the provision for Mine Closure, Site Restoration and Decommissioning Obligation, assumptions and estimates are made in relation to discount rates, the expected cost of site restoration and dismantling and the expected timing of those costs. The estimates provision using the DCF method considering life of the project/mine based on:

- Estimated cost per hectare as specified in guidelines issued by Ministry of Coal, Government of India
- The discount rate (pre-tax rate) that reflect current market assessments of the time value of money and the risks specific to the liability.

### **Non-GAAP Measures**

Certain financial measures such as EBITDA, EBITDA Margin, PAT Margin, Current Ratio, Return on Net Worth, Return on Average Capital Employed and Net Asset Value per Equity Share ("**Non-GAAP Measures**") presented in this Red Herring Prospectus is a supplemental measure of our performance and liquidity that is not required by, or presented in accordance with Ind AS. Further, these Non-GAAP Measures are not a measurement of our

financial performance or liquidity under Ind AS and should not be considered in isolation or construed as an alternative to cash flows, profit/ (loss) for the years/ period or any other measure of financial performance or as an indicator of our operating performance, liquidity, profitability or cash flows generated by operating, investing or financing activities derived in accordance with Ind AS. In addition, these Non-GAAP Measures are not standardized terms, hence a direct comparison of these Non-GAAP Measures between companies may not be possible. Other companies may calculate these Non-GAAP Measures differently from us, limiting its usefulness as a comparative measure. Although such Non-GAAP Measures are not a measure of performance calculated in accordance with applicable accounting standards, our Company's management believes that they are useful to an investor in evaluating us as they are widely used measures to evaluate a company's operating performance.

#### ***Reconciliation of EBITDA and EBITDA as a percentage of Total Income***

Particulars	Six Months period ended September 30, 2025	Six Months period ended September 30, 2024	Fiscal 2025	Fiscal 2024	Fiscal 2023
(in ₹ million, unless otherwise stated)					
Profit before tax (A)	1,993.40	11,240.40	17,028.90	20,916.70	5,301.90
Finance Costs (B)	600.50	321.90	724.90	618.30	556.90
Depreciation / Amortization / Impairment (C)	2,005.40	2,172.40	5,806.80	3,403.90	3,054.30
Earnings before interest, taxes, depreciation, and amortization (D = A + B + C)	4,599.30	13,734.70	23,560.60	24,938.90	8,913.10
Total Income (E)	63,115.10	70,907.00	14,4016.30	146,525.30	130,185.70
EBITDA Margin (F = D/E)	7.29%	19.37%	16.36%	17.02%	6.85%

#### ***Reconciliation of PAT Margin***

Particulars	Six Months period ended September 30, 2025	Six Months period ended September 30, 2024	Fiscal 2025	Fiscal 2024	Fiscal 2023
(in ₹ million, unless otherwise stated)					
Profit for the Period/ Year (A)	1,238.80	7,487.00	12,401.90	15,644.60	6,647.80
Total Income (B)	63,115.10	70,907.00	144,016.30	146,525.30	130,185.70
PAT Margin (C = A / B)	1.96%	10.56%	8.61%	10.68%	5.11%

Note:

Our PAT dropped from ₹15,644.60 million in Fiscal 2024 to ₹12,401.90 in Fiscal 2025 due to decreased production and offtake of coal caused by excessive rainfall in Fiscal 2025.

#### ***Reconciliation of Current Ratio***

Particulars	Six Months period ended September 30, 2025	Six Months period ended September 30, 2024	Fiscal 2025	Fiscal 2024	Fiscal 2023
(in ₹ million, unless otherwise stated)					
Total Current Assets (A)	90,739.90	73,762.60	85,406.00	72,848.00	65,592.00
Total Current Liabilities (B)	90,631.40	62,242.10	71,891.10	60,289.70	68,195.40
Current Ratio (C = A / B)	1.00	1.19	1.19	1.21	0.96

#### ***Reconciliation of Return on Net Worth***

Particulars	Six Months period ended September 30, 2025	Six Months period ended September 30, 2024	Fiscal 2025	Fiscal 2024	Fiscal 2023
(in ₹ million, unless otherwise stated)					
Profit for the Period/ Year (A)	1,238.80	7,487.00	12,401.90	15,644.60	6,647.80
Equity Share Capital (B)	46,570.00	46,570.00	46,570.00	46,570.00	46,570.00
Other Equity (C)	18,057.30	6,647.20	6,647.20	(8,531.00)	(13,832.30)
Other Comprehensive Income Reserve (D)	(885.00)	(337.50)	(337.50)	128.90	1,475.40

Opening Net Worth (E = B+C-D)	65,512.30	53,554.70	53,554.70	37,910.10	31,262.30
Equity Share Capital (F)	46,570.00	46,570.00	46,570.00	46,570.00	46,570.00
Other Equity (G)	10,065.20	11,842.80	18,057.30	6,647.20	(8,531.00)
Other Comprehensive Income Reserve (H)	(1,673.70)	(2,184.60)	(885.00)	(337.50)	128.90
Closing Net Worth (I = F+G-H)	58,308.90	60,597.40	65,512.30	53,554.70	37,910.10
Average Net Worth [J = (E+I)/2]	61,910.60	57,076.05	59,533.50	45,732.40	34,586.20
<b>Return on Net Worth</b>	<b>2.00%*</b>	<b>13.12%*</b>	<b>20.83%</b>	<b>34.21%</b>	<b>19.22%</b>

\* Not annualised

### ***Return on Average Capital Employed***

Particulars	Six Months period ended September 30, 2025	Six Months period ended September 30, 2024	Fiscal 2025	Fiscal 2024	Fiscal 2023
	(in ₹ million, unless otherwise stated)				
Profit before tax (A)	1,993.40	11,240.40	17,028.90	20,916.70	5,301.90
Finance Costs (B)	600.50	321.90	724.90	618.30	556.90
Earnings Before Interest and Tax (EBIT) (C = A + B)	2,593.90	11,562.30	17,753.80	21,535.00	5,858.80
Equity Share Capital (D)	46,570.00	46,570.00	46,570.00	46,570.00	46,570.00
Other Equity (E)	18,057.30	6,647.20	6,647.20	(8,531.00)	(13,832.30)
Opening Capital Employed (F = D + E)	64,627.30	53,217.20	53,217.20	38,039.00	32,737.70
Equity Share Capital (G)	46,570.00	46,570.00	46,570.00	46,570.00	46,570.00
Other Equity (H)	10,065.20	11,842.80	18,057.30	6,647.20	(8,531.00)
Closing Capital Employed (I = G + H)	56,635.20	58,412.80	64,627.30	53,217.20	38,039.00
Average Capital Employed (J = (F + I)/2)	60,631.25	55,815.00	58,922.25	45,628.10	35,388.35
<b>Return on Average Capital Employed</b>	<b>4.28%*</b>	<b>20.72%*</b>	<b>30.13%</b>	<b>47.20%</b>	<b>16.56%</b>

\* Not annualised

## **Principal Components of Income and Expenditure**

### **Total Income**

Total income comprises revenue from operations (net of levies) and other income.

### ***Revenue from Operations***

Revenue from operations (net of levies) comprises (i) sales of coking coal; and (ii) other operating revenue. The levies are in the nature of royalty, fees payable to National Mineral Exploration Trust, District Mineral Foundation, goods and services tax, management fees and COVID-19 cess.

### ***Other Income***

Other income includes (i) interest income; (ii) dividend income from mutual funds; (iii) other non-operating income (net of expenses directly attributable to such income) which includes (a) profit on sale of assets; (b) gain on foreign exchange transactions; (c) gain on sale of mutual fund; (d) lease rent; (e) provision written back; (f) liability written back; (g) fair value changes (net); and (h) miscellaneous income.

### **Total Expenses**

Total expenses comprises (i) cost of materials consumed; (ii) changes in inventories of finished goods, work in progress and stock-in-trade; (iii) employee benefits expense; (iv) finance costs; (v) depreciation/amortization/impairment; (vi) stripping activity adjustment; (vii) contractual expenses; and (viii) other expenses.

#### *Cost of Materials Consumed*

Cost of materials consumed consists of (i) explosives; (ii) timber; (iii) oil and lubricants; (iv) HEMM spares; and (v) other consumable stores and spares.

#### *Changes in Inventories of Finished Goods, Work-in-Progress and Stock-in-Trade*

Changes in inventories of finished goods, work in progress and stock-in-trade denotes inventories of finished goods, work in progress and stock-in-trade between beginning and end dates of a reporting year.

#### *Employee Benefits Expense*

Employee benefits expense comprises (i) salaries and wages; (ii) contribution to provident fund and other funds; and (iii) staff welfare expenses.

#### *Finance Costs*

Finance costs primarily comprises (i) unwinding of discounts; and (ii) other borrowing costs.

#### *Depreciation/Amortization/Impairment*

Depreciation/amortization/impairment includes depreciation/amortization/impairment charged on (i) property, plant and equipment; (ii) capital work in progress; (iii) exploration and evaluation assets; (iv) intangible assets; and (v) intangible assets under development.

#### *Stripping Activity Adjustment*

Stripping activity adjustment includes improved access to coal that will be extracted in future. When the actual volume of overburden removed is greater than the expected volume of overburden removal, the stripping cost for excess overburden removed over the expected overburden removal is capitalised to the stripping activity asset. For further information, see “*Restated Financial Information*” on page 299.

#### *Contractual Expenses*

Contractual expenses include (i) transportation charges; (ii) wagon loading; (iii) outsourcing expenses for coal and overburden; and (iv) other contractual work.

#### *Other Expenses*

Other expenses primarily include (i) power expenses; (ii) rates and taxes; (iii) security expenses; (iv) repair and maintenance; (v) service charges of CMPDIL; (vi) service charges of CIL; (vii) freight charges; (viii) provisions; (ix) under loading charges; (x) CSR expenses; and (x) miscellaneous expenses.

### **RESULTS OF OPERATIONS**

The following table sets forth select financial data from our statement of restated profit and loss for six months period ended September 30, 2025 and 2024, Fiscals 2025, 2024 and 2023, the components of which are also expressed as a percentage of total income for such years:

Particulars	Six Months period ended September 30, 2025		Six Months period ended September 30, 2024		Fiscal 2025		Fiscal 2024		Fiscal 2023	
	(in ₹ million)	Percentage of Total Income (%)	(in ₹ million)	Percentage of Total Income (%)	(in ₹ million)	Percentage of Total Income (%)	(in ₹ million)	Percentage of Total Income (%)	(in ₹ million)	Percentage of Total Income (%)
<b>Revenue from operations (net of levies)</b>										

Particulars	Six Months period ended September 30, 2025		Six Months period ended September 30, 2024		Fiscal 2025		Fiscal 2024		Fiscal 2023	
	(in ₹ million)	Percentage of Total Income (%)	(in ₹ million)	Percentage of Total Income (%)	(in ₹ million)	Percentage of Total Income (%)	(in ₹ million)	Percentage of Total Income (%)	(in ₹ million)	Percentage of Total Income (%)
Sales	52,602.90	83.34	63,686.80	89.82	130,832.60	90.85	131,611.00	89.82	123,491.40	94.86
Other operating revenue	3,987.30	6.32	4,775.10	6.73	7,192.90	4.99	10,847.60	7.40	2,749.20	2.11
Revenue from operations (net of levies)	56,590.20	89.66	68,461.90	96.55	138,025.50	95.84	142,458.60	97.22	126,240.60	96.97
Other income	6,524.90	10.34	2,445.10	3.45	5,990.80	4.16	4,066.70	2.78	3,945.10	3.03
<b>Total Income</b>	<b>63,115.10</b>	<b>100.00</b>	<b>70,907.00</b>	<b>100.00</b>	<b>144,016.30</b>	<b>100.00</b>	<b>146,525.30</b>	<b>100.00</b>	<b>130,185.70</b>	<b>100.00</b>
<b>Expenses</b>										
Cost of materials consumed	2,727.30	4.32	3,073.60	4.33	6,409.20	4.45	7,421.70	5.07	9,891.60	7.60
Changes in inventories of finished goods, work-in-progress and stock in trade	1,036.90	1.64	(1,235.00)	(1.74)	(5,625.80)	(3.91)	(3,321.30)	(2.27)	(137.20)	(0.11)
Employee benefits expense	30,375.20	48.13	33,363.40	47.05	65,423.74	45.43	69,506.70	47.44	71,479.30	54.91
Finance costs	600.50	0.95	321.90	0.45	724.90	0.50	618.30	0.42	556.90	0.43
Depreciation/amortization/impairment	2,005.40	3.18	2,172.40	3.06	5,806.80	4.03	3,403.90	2.32	3,054.30	2.35
Stripping activity adjustment	(5,854.60)	(9.28)	(5,023.30)	(7.08)	(7,723.00)	(5.36)	(1,851.70)	(1.26)	-	-
Contractual expense	20,588.30	32.62	18,323.20	25.84	43,115.10	29.94	31,686.40	21.63	23,913.50	18.37
Other expenses	9,642.70	15.28	8,670.40	12.23	18,856.46	13.09	18,144.60	12.38	16,125.40	12.39
<b>Total Expenses</b>	<b>61,121.70</b>	<b>96.84</b>	<b>59,666.60</b>	<b>84.15</b>	<b>126,987.40</b>	<b>88.18</b>	<b>125,608.60</b>	<b>85.72</b>	<b>124,883.80</b>	<b>95.93</b>
<b>Profit/(Loss) before Tax</b>	<b>1,993.40</b>	<b>3.16</b>	<b>11,240.40</b>	<b>15.85</b>	<b>17,028.90</b>	<b>11.82</b>	<b>20,916.70</b>	<b>14.28</b>	<b>5,301.90</b>	<b>4.07</b>
<b>Tax expense</b>										
Current tax	433.80	0.69	1,899.20	2.68	2,900.30	2.01	1,803.30	1.23	13.10	0.01
Deferred tax	320.80	0.51	1,854.20	2.61	1,726.70	1.20	3,468.80	2.37	(1,359.00)	(1.04)
<b>Total tax expense</b>	<b>754.60</b>	<b>1.20</b>	<b>3,753.40</b>	<b>5.29</b>	<b>4,627.00</b>	<b>3.21</b>	<b>5,272.10</b>	<b>3.60</b>	<b>(1,345.90)</b>	<b>(1.03)</b>
<b>Profit / (Loss) for the year</b>	<b>1,238.80</b>	<b>1.96</b>	<b>7,487.00</b>	<b>10.56</b>	<b>12,401.90</b>	<b>8.61</b>	<b>15,644.60</b>	<b>10.68</b>	<b>6,647.80</b>	<b>5.11</b>

## **SIX MONTHS PERIOD ENDED SEPTEMBER 30, 2025 COMPARED TO SIX MONTHS PERIOD ENDED SEPTEMBER 30, 2024**

### **Total Income**

Total income decreased by 10.99% from ₹ 70,907.00 million in six months period ended September 30, 2024 to ₹ 63,115.10 million in six months period ended September 30, 2025. This was primarily attributable to decrease in net sales and other operating revenue.

### **Revenue from Operations (Net of Levies)**

Revenue from operations (net of levies) decreased by 17.34% from ₹ 68,461.90 million in six months period ended September 30, 2024 to ₹ 56,590.20 million in six months period ended September 30, 2025, primarily due to decrease in net sales from ₹ 63,686.80 million in six months period ended September 30, 2024 to ₹ 52,602.90 million in six months period ended September 30, 2025.

### **Other Income**

Other income increased from ₹ 2,445.10 million in six months period ended September 30, 2024 to ₹ 6,524.90 million in six months period ended September 30, 2025, primarily due to increase in liabilities written back from ₹ 797.50 million in six months period ended September 30, 2024 to ₹ 2,337.10 million in six months period ended September 30, 2025 and increase in miscellaneous income from ₹ 504.90 million in six months period ended September 30, 2024 to ₹ 2,326.90 million in six months period ended September 30, 2025.

### **Expenses**

#### **Cost of Materials Consumed**

Cost of materials consumed decreased by 11.27% from ₹ 3,073.60 million in six months period ended September 30, 2024 to ₹ 2,727.30 million in six months period ended September 30, 2025, primarily due to reduction in consumption of oil, lubricants and explosives on account of decrease in production during the period.

#### **Changes in Inventories of Finished Goods, Work in Progress and Stock in Trade**

Change in inventories of finished goods, work in progress, stock in trade increased from ₹ (1,235.00) million in six months period ended September 30, 2024 to ₹ 1,036.90 million in six months period ended September 30, 2025, primarily due to liquidation of coal stock.

#### **Employee Benefits Expenses**

Employee benefits expenses decreased by 8.96% from ₹ 33,363.40 million in six months period ended September 30, 2024 to ₹ 30,375.20 million in six months period ended September 30, 2025, primarily due to decrease in salary and wages from ₹ 27,278.50 million in six months period ended September 30, 2024 to ₹ 24,821.40 million in six months period ended September 30, 2025, decrease in contribution to provident fund and other funds from ₹ 5,376.80 million in six months period ended September 30, 2024 to ₹ 4,979.60 million in six months period ended September 30, 2025 on account of reduction in manpower.

#### **Finance Costs**

Finance cost increased by 86.55% from ₹ 321.90 million in six months period ended September 30, 2024 to ₹ 600.50 million in six months period ended September 30, 2025, primarily due to increase in unwinding of discounts from ₹ 321.90 million in six months period ended September 30, 2024 to ₹ 347.70 million in six months period ended September 30, 2025 as well as increase in other borrowing costs from nil in six months period ended September 30, 2024 to ₹ 252.80 million in six months period ended September 30, 2025.

#### **Depreciation/Amortization/Impairment**

Depreciation/amortization/impairment decreased by 7.69% from ₹ 2,172.40 million in six months period ended September 30, 2024 to ₹ 2,005.40 million in six months period ended September 30, 2025, primarily due to one-time adjustment of depreciation on site restoration cost that was charged during the six months period ended September 30, 2024.

#### **Stripping Activity Adjustment**



Stripping activity adjustment decreased by 16.55% from ₹ (5,023.30) million in six months period ended September 30, 2024 to ₹ (5,854.60) million in six months period ended September 30, 2025, primarily due to change in improved access to coal.

#### ***Contractual Expense***

Contractual expenses increased by 12.36% from ₹ 18,323.20 million in six months period ended September 30, 2024 to ₹ 20,588.30 million in six months period ended September 30, 2025, primarily due to increase in outsourcing expenses for coal production and overburden removal from ₹ 15,414.80 million in six months period ended September 30, 2024 to ₹ 18,020.40 million in six months period ended September 30, 2025.

#### ***Other Expenses***

Our other expenses increased by 11.21% to ₹ 9,642.70 million in six months period ended September 30, 2025 from ₹ 8,670.40 million in six months period ended September 30, 2024, primarily due to increase in security expenses to ₹ 2,093.50 million in six months period ended September 30, 2025 from ₹ 1,732.60 million in six months period ended September 30, 2024, increase in other social and welfare expenses to ₹ 438.10 million in six months period ended September 30, 2025 from ₹ 6.50 million in six months period ended September 30, 2024, and an increase in rates and taxes to ₹ 2,629.60 million in six months period ended September 30, 2025 from ₹ 2,199.80 million in six months period ended September 30, 2024.

#### **Profit before Tax**

For the reasons discussed above, profit before tax decreased by 82.27% from ₹ 11,240.40 million in six months period ended September 30, 2024 to ₹ 1,993.40 million in six months period ended September 30, 2025.

#### **Tax expense**

Our tax expense decreased by 79.90% from ₹ 3,753.40 million in six months period ended September 30, 2024 to ₹ 754.60 million in six months period ended September 30, 2025, primarily due to decrease in profit before tax from ₹ 11,240.40 million in six months period ended September 30, 2024 to ₹ 1,993.40 million in six months period ended September 30, 2025.

#### **Profit for the Year**

As a result of the foregoing, our profit for the year was ₹ 1,238.80 million in six months period ended September 30, 2025 as compared to ₹ 7,487.00 million in six months period ended September 30, 2024.

### **FISCAL 2025 COMPARED TO FISCAL 2024**

#### **Total Income**

Total income decreased by 1.71% from ₹ 146,525.30 million in Fiscal 2024 to ₹ 144,016.30 million in Fiscal 2025. This was primarily attributable to decrease in net sales and other operating revenue.

#### ***Revenue from Operations (Net of Levies)***

Revenue from operations (net of levies) decreased by 3.11% from ₹ 142,458.60 million in Fiscal 2024 to ₹ 138,025.50 million in Fiscal 2025, primarily due to decrease in net sales and other operating revenue.

#### ***Other Income***

Other income increased by 47.31% from ₹ 4,066.70 million in Fiscal 2024 to ₹ 5,990.80 million in Fiscal 2025, primarily due to increase in liabilities written back from ₹ 575.70 million in Fiscal 2024 to ₹ 1,498.80 million in Fiscal 2025 and increase in miscellaneous income from ₹ 1,616.10 million in Fiscal 2024 to ₹ 2,609.90 million in Fiscal 2025.

#### **Expenses**

#### ***Cost of Materials Consumed***

Cost of materials consumed decreased by 13.64% from ₹ 7,421.70 million in Fiscal 2024 to ₹ 6,409.20 million in Fiscal 2025, primarily due to reduction in consumption of oil, lubricants and explosives on account of decrease in production in Fiscal 2025 as compared to Fiscal 2024.

***Changes in Inventories of Finished Goods, Work in Progress and Stock in Trade***

Change in inventories of finished goods, work in progress, stock in trade decreased from ₹ (3,321.30) million in Fiscal 2024 to ₹ (5,625.80) million in Fiscal 2025, primarily due to accumulation of stock.

***Employee Benefits Expenses***

Employee benefits expenses decreased by 5.87% from ₹ 69,506.70 million in Fiscal 2024 to ₹ 65,423.74 million in Fiscal 2025, primarily due to decrease in manpower from 33,920 employees in Fiscal 2024 to 32,118 employees in Fiscal 2025.

***Finance Costs***

Finance cost increased by 17.24% from ₹ 618.30 million in Fiscal 2024 to ₹ 724.90 million in Fiscal 2025, primarily due to increase in unwinding of discounts on right of use assets and under site restoration costs from ₹604.60 million in Fiscal 2024 to ₹ 718.90 million in Fiscal 2025.

***Depreciation/Amortization/Impairment***

Depreciation/amortization/impairment increased by 70.59% from ₹ 3,403.90 million in Fiscal 2024 to ₹ 5,806.80 million in Fiscal 2025, primarily due to increase in depreciation on the newly capitalized assets.

***Stripping Activity Adjustment***

Stripping activity adjustment decreased by 317.08% from ₹ (1,851.70) million in Fiscal 2024 to ₹ (7,723.00) million in Fiscal 2025, primarily due to change in improved access to coal.

***Contractual Expense***

Contractual expenses increased by 36.07% to ₹ 43,115.10 million in Fiscal 2025 from ₹ 31,686.40 million in Fiscal 2024, primarily due to increase in outsourcing expenses for coal production and overburden removal from ₹ 24,804.70 million in Fiscal 2024 to ₹ 37,338.10 million in Fiscal 2025.

***Other Expenses***

Our other expenses increased by 3.92% to ₹ 18,856.46 million in Fiscal 2025 from ₹ 18,144.60 million in Fiscal 2024, primarily due to increase in security expenses to ₹ 3,829.30 million in Fiscal 2025 from ₹ 3,693.60 million in Fiscal 2024, increase in CSR expenses to ₹ 286.70 million in Fiscal 2025 from ₹ 100.90 million in Fiscal 2024, and an increase in rates and taxes to ₹ 5,045.00 million in Fiscal 2025 from ₹ 4,769.20 million in Fiscal 2024.

**Profit before Tax**

For the reasons discussed above, profit before tax decreased by 18.59% from ₹ 20,916.70 million in Fiscal 2024 to ₹ 17,028.90 million in Fiscal 2025.

**Tax expense**

Our tax expense decreased by 12.24% from ₹ 5,272.10 million in Fiscal 2024 to ₹ 4,627.00 million in Fiscal 2025, primarily due to decrease in profit before tax from ₹ 20,916.70 million in Fiscal 2024 to ₹ 17,028.90 million in Fiscal 2025.

**Profit for the Year**

As a result of the foregoing, our profit for the year was ₹ 12,401.90 million in Fiscal 2025 compared to ₹ 15,644.60 million in Fiscal 2024.

**FISCAL 2024 COMPARED TO FISCAL 2023**

**Total Income**

Total income increased by 12.55% from ₹ 130,185.70 million in Fiscal 2023 to ₹ 146,525.30 million in Fiscal 2024. This was primarily attributable to an increase in revenue from operations and other income.

#### ***Revenue from Operations***

Revenue from operations (net of levies) increased by 12.85% from ₹ 126,240.60 million in Fiscal 2023 to ₹ 142,458.60 million in Fiscal 2024, primarily due to increase in net sales to ₹ 131,611.00 million in Fiscal 2024 from ₹ 123,491.40 million in Fiscal 2023.

#### ***Other Income***

Other income increased by 3.08% from ₹ 3,945.10 million in Fiscal 2023 to ₹ 4,066.70 million in Fiscal 2024, primarily due to increase in miscellaneous income from ₹ 1,072.30 million in Fiscal 2023 to ₹ 1,616.10 million in Fiscal 2024 and increase in interest income from ₹ 590.80 million in Fiscal 2023 to ₹ 1,682.00 million in Fiscal 2024.

#### **Total Expenses**

##### ***Cost of Materials Consumed***

Cost of materials consumed decreased by 24.97% from ₹ 9,891.60 million in Fiscal 2023 to ₹ 7,421.70 million in Fiscal 2024, primarily due to decrease in the expenditure on explosives from ₹ 5,313.30 million in Fiscal 2023 to ₹ 3,622.60 million in Fiscal 2024 due to reduction in price of explosives and decrease in the expenditure on oil and lubricants from ₹ 3,728.50 million in Fiscal 2023 to ₹ 2,977.20 million in Fiscal 2024.

##### ***Changes in Inventories of Finished Goods, Work in Progress and Stock in Trade***

Change in inventories of finished goods, work in progress, stock in trade decreased from ₹ (137.20) million in Fiscal 2023 to ₹ (3,321.30) million in Fiscal 2024, primarily due to accumulation of coal stock.

##### ***Employee Benefits Expenses***

Employee benefits expenses decreased by 2.76% from ₹ 71,479.30 million in Fiscal 2023 to ₹ 69,506.70 million in Fiscal 2024, primarily due to decrease in manpower from 37,037 employees in Fiscal 2023 to 33,920 employees in Fiscal 2024.

##### ***Finance Costs***

Finance cost increased by 11.03% from ₹ 556.90 million in Fiscal 2023 to ₹ 618.30 million in Fiscal 2024, primarily due to increase in unwinding of discount on right of use assets and assets under site restoration costs from ₹ 556.90 million in Fiscal 2023 to ₹ 604.60 million in Fiscal 2024 and an increase in borrowing costs from nil in Fiscal 2023 to ₹ 13.70 million in Fiscal 2024.

##### ***Depreciation/Amortization/Impairment***

Depreciation/amortization/impairment increased by 11.45% from ₹ 3,054.30 million in Fiscal 2023 to ₹ 3,403.90 million in Fiscal 2024, primarily due to increase in depreciation on the newly capitalized assets.

##### ***Stripping Activity Adjustment***

Stripping activity adjustment decreased from nil in Fiscal 2023 to ₹ (1,851.70) million in Fiscal 2024, primarily due to increase in capitalization of stripping activity assets.

##### ***Contractual Expense***

Contractual expenses increased by 32.50% from ₹ 23,913.50 million in Fiscal 2023 to ₹ 31,686.40 million in Fiscal 2024, primarily due to increase in outsourcing expenses for coal and overburden from ₹ 17,511.60 million in Fiscal 2023 to ₹ 24,804.70 million in Fiscal 2024 and an increase in other contractual work from ₹ 2,726.00 million in Fiscal 2023 to ₹ 3,155.80 million in Fiscal 2024.

##### ***Other Expenses***

Our other expenses increased by 12.52% from ₹ 16,125.40 million in Fiscal 2023 to ₹ 18,144.60 million in Fiscal 2024, primarily due to increase in rates and taxes from ₹ 2,655.00 million in Fiscal 2023 to ₹ 4,769.20 million in Fiscal 2024.

### Profit before Tax

For the reasons discussed above, profit before tax increased by 294.51% from ₹ 5,301.90 million in Fiscal 2023 to ₹ 20,916.70 million in Fiscal 2024.

### Tax Expense

Our tax expense increased from ₹ (1,345.90) million in Fiscal 2023 to ₹ 5,272.10 million in Fiscal 2024, primarily due to increase in profit before tax from ₹ 5,301.90 million in Fiscal 2023 to ₹ 20,916.70 million in Fiscal 2024.

### Profit for the Year

As a result of the foregoing, our profit for the year was ₹ 15,644.60 million in Fiscal 2024 as compared to ₹ 6,647.80 million in Fiscal 2023.

## LIQUIDITY AND CAPITAL RESOURCES

We have historically financed the expansion of our business and operations primarily through internal accruals and capital infusion from Coal India Limited. Being a Central Public Sector Enterprise, we manage our capital as per the guidelines of Department of Investment and Public Asset Management under Ministry of Finance. As of September 30, 2025, we had cash and cash equivalents of ₹ 4,288.70 million.

Our funding requirements are primarily for capital expenditure and working capital purposes. We evaluate our funding requirements periodically in light of our cash flow from operating activities, the requirements of our business and operations and market conditions. We believe our existing cash and cash equivalents and cash flow from operating activities will be sufficient to meet our funding requirements needs for the near future.

The bank borrowings of the Company have been secured by creating charge against stock of coal, stores and spare parts and book debts, within consortium of banks. As on the date of this Red Herring Prospectus, the total working capital facility for CIL and all its subsidiaries (including our Company) is ₹78,700.00 (unsecured) and ₹4,300.00 million (secured by creating charge against stock of coal, stores and spare parts and book debts, within consortium of banks) of which fund based limit is ₹1,400.00 million and non-fund based limit is ₹2,900.00 million. Further, outside the consortium, the total sanctioned working capital loan limit (unsecured) available to the company is ₹ 8,000.00 million. However, our Board has conferred borrowing power of ₹20,000.00 million in the form of unsecured working capital loan to the our Company. Moreover, sanctioned limit of overdraft facility secured against fixed deposits is ₹5660.02 million.

## CASH FLOWS

The following table sets forth our cash flows and cash and cash equivalents for the years indicated:

Particulars	Six Months period ended September 30, 2025	Six Months period ended September 30, 2024	Fiscal 2025	Fiscal 2024	Fiscal 2023
	(in ₹ million)				
Net cash flow generated from operating activities (A)	(3,349.30)	10,148.10	7,964.90	12,991.40	16,987.80
Net cash used in investing activities (B)	(651.60)	(7,881.30)	(7,823.10)	(14,844.20)	(17,058.30)
Net cash flows used in financing activities (C)	3,804.40	(891.10)	(1,324.60)	(738.40)	(429.70)
Net increase/(decrease) in cash and cash equivalents (A+B+C)	(196.50)	1,375.70	(1,182.80)	(2,591.20)	(500.20)
Cash and cash equivalents at the beginning of the year	1,675.40	2,858.20	2,858.20	5,449.40	5,949.60
Cash and cash equivalents at the end of the year	1,478.90	4,233.90	1,675.40	2,858.20	5,449.40

## **Operating Activities**

### ***Six months period ended September 30, 2025***

Net cash generated from operating activities was ₹ (3,349.30) million in six months period ended September 30, 2025. In six months period ended September 30, 2025, our profit before tax was ₹ 1,993.40 million. Primary adjustments consisted of depreciation, amortisation and impairment expenses of ₹ 2,005.40 million and finance costs of ₹ 600.50 million. This was partially offset by interest income of ₹ 701.90 million, stripping activity adjustment of ₹ 5,854.60 million and liability and provision written back (net) of ₹ 3,303.60 million.

Cash flows from operating activities before changes in assets and liabilities was ₹ (5,347.00) million in six months period ended September 30, 2025. The changes in assets and liabilities in six months period ended September 30, 2025 primarily comprised of increase in trade payables of ₹ 6,917.70 million and increase in other current and non-current liabilities of ₹ 3,518.50 million. This was partially offset by increase in trade receivables of ₹ 3,547.60 million and increase in loans and provisions of ₹ 2,973.00 million.

### ***Six months period ended September 30, 2024***

Net cash generated from operating activities was ₹ 10,148.10 million in six months period ended September 30, 2024. In six months period ended September 30, 2024, our profit before tax was ₹ 11,240.40 million. Primary adjustments consisted of depreciation, amortisation and impairment expenses of ₹ 2,172.40 million and finance costs of ₹ 321.90 million. This was partially offset by interest income of ₹ 822.50 million, stripping activity adjustment of ₹ 5,023.30 million and liability and provision written back (net) of ₹ 1,167.20 million.

Cash flows from operating activities before changes in assets and liabilities was ₹ 6,509.40 million in six months period ended September 30, 2024. The changes in assets and liabilities in six months period ended September 30, 2024 primarily comprised of increase in provisions of ₹ 5,504.00 million and other financial liabilities of ₹ 6,238.50 million. This was partially offset by increase in inventories of ₹ 1,303.00 million, increase in other current and non-current liabilities of ₹ 3,647.00 million and increase in loans and advances and other financial assets of ₹ (1,335.80) million.

### ***Fiscal 2025***

Net cash generated from operating activities was ₹ 7,964.90 million in Fiscal 2025. In Fiscal 2025, our profit before tax was ₹ 17,028.90 million. Primary adjustments consisted of depreciation, amortisation and impairment expenses of ₹ 5,806.80 million and finance cost of ₹ 724.90 million. This was partially offset by interest income of ₹ 1,539.30 million, stripping activity adjustment of ₹ 7,723.00 million and liability and provision written back (net) of ₹ 1,553.50 million.

Cash flows from operating activities before changes in assets and liabilities was ₹ 14,758.20 million in Fiscal 2025. The changes in assets and liabilities in Fiscal 2025 primarily comprised of increase in trade payables of ₹ 9,397.40 million and increase in other financial liabilities of ₹ 4,988.70 million. This was partially offset by increase in inventories of ₹ 5,778.90 million, increase in trade receivables of ₹ 5,145.10 million and increase in loans and advances and other financial assets of ₹ 2,234.30 million.

### ***Fiscal 2024***

Net cash generated from operating activities was ₹ 12,991.40 million in Fiscal 2024. In Fiscal 2024, our profit before tax was ₹ 20,916.70 million. Primary adjustments consisted of depreciation, amortisation and impairment expense of ₹ 3,403.90 million and finance costs of ₹ 618.30 million. This was partially offset by interest income of ₹ 1,297.80 million, stripping activity adjustment of ₹ 1,851.70 million and liability and provision written back (net) of ₹ 603.30 million.

Cash flows from operating activities before changes in assets and liabilities was ₹ 19,189.40 million in Fiscal 2024. The changes in assets and liabilities in Fiscal 2024 primarily comprised of increase in trade payables of ₹ 3,206.20 million. This was partially offset by increase in inventories of ₹ 3,519.90 million and provisions of ₹ 10,370.50 million.

### ***Fiscal 2023***

Net cash generated from operating activities was ₹ 16,987.80 million in Fiscal 2023. In Fiscal 2023, our profit before tax was ₹ 5,301.90 million. Primary adjustments consisted of depreciation, amortisation and impairment

expense of ₹3,054.30 million, stripping activity adjustment of ₹ 6,726.70 million and finance costs of ₹ 556.90 million. This was partially offset by interest income of ₹ 668.00 million and liability and provision written back (net) of ₹ 2,181.40 million.

Cash flows from Operating activities before changes in assets and liabilities was ₹ 12,805.60 million in Fiscal 2023. The main working capital adjustments in Fiscal 2023 comprised of increase in trade payables of ₹ 1,126.50 million, increase in provisions of ₹ 10,542.30 million and increase in other financial liabilities of ₹ 373 million. This was partially offset by increase in inventories of ₹ 397.80 million and loans and advances and other financial assets of ₹ 162.00 million.

## **Investing Activities**

### ***Six months period ended September 30, 2025***

Net cash used in investing activities was ₹ 651.60 million in six months period ended September 30, 2025 primarily due to payments for property, plant equipment and intangible assets of ₹ 3,021.50 million. This was partially offset by proceeds from sale of property, plant and equipment of ₹ 131.70 million, realisation of deposits with banks of ₹ 1,607.20 million and proceeds from mutual funds of ₹ 627.40 million.

### ***Six months period ended September 30, 2024***

Net cash used in investing activities was ₹ 7,881.30 million in six months period ended September 30, 2024 primarily due to payments for property, plant equipment and intangible assets of ₹ 9,799.50 million and deposits with bank of ₹ 1,427.90 million. This was partially offset by proceeds from investment of ₹ 2,685.10 million and interest received on investments of ₹ 649.00 million.

### ***Fiscal 2025***

Net cash used in investing activities was ₹ 7,823.10 million in Fiscal 2025 primarily due to payments for property, plant equipment and intangible assets of ₹ 7,701.80 million and deposits with bank of ₹ 3,623.90 million. This was partially offset by interest from investment of ₹ 1,381.90 million and proceeds from mutual funds of ₹ 2,714.00 million.

### ***Fiscal 2024***

Net cash used in investing activities was ₹ 14,844.20 million in Fiscal 2024 primarily due to payments for property, plant equipment and intangible assets of ₹ 11,928.30 million, deposits with bank of ₹ 2,290.90 million and investment in mutual fund of ₹ 1,740.10 million. This was partially offset by interest from investment of ₹ 1,137.80 million.

### ***Fiscal 2023***

Net cash used in investing activities was ₹ 17,058.30 million in Fiscal 2023 primarily due to payments for property, plant equipment and intangible assets of ₹ 10,122.90 million, deposits with bank of ₹ 6,740.30 million and investment in mutual fund of ₹ 720.00 million. This was partially offset by interest from investment of ₹ 483.00 million.

## **Financing Activities**

### ***Six months period ended September 30, 2025***

Net cash used in financing activities was ₹ 3,804.40 million in six months period ended September 30, 2025 primarily due to proceeds from current borrowings of ₹ 12,781.50 million and dividend paid on equity shares of ₹ (8,442.20) million.

### ***Six months period ended September 30, 2024***

Net cash used in financing activities was ₹ 891.10 million in six months period ended September 30, 2024 primarily due to repayment of lease liabilities including interest of ₹ (446.30) million and dividend paid on equity shares of ₹ 444.30 million.

### ***Fiscal 2025***

Net cash used in financing activities was ₹ 1,324.60 million in Fiscal 2025 primarily due to repayment of lease liabilities including interest of ₹ 874.30 million, dividend payment of ₹(444.30) million.

#### ***Fiscal 2024***

Net cash used in financing activities was ₹ 738.40 million in Fiscal 2024 primarily due to repayment of lease liabilities including interest of ₹ 724.70 million and interest and finance cost pertaining to financing activities of ₹13.70 million.

#### ***Fiscal 2023***

Net cash used in financing activities was ₹ 429.70 million in Fiscal 2023 due to repayment of lease liabilities including interest of ₹ 429.70 million.

### **INDEBTEDNESS**

For details of our indebtedness, please see “*Financial Indebtedness*” on page 462.

### **CONTINGENT LIABILITIES**

The following table below sets forth our contingent liabilities as of September 30, 2025:

<b>Particulars</b>	<b>As of September 30, 2025 (in ₹ million)</b>
<b>Central Government</b>	
Income Tax	3,844.40
Sales Tax: CST	1,527.40
Central Excise	885.30
Service Tax	54.50
<b>Sub-Total</b>	<b>6,311.60</b>
<b>State Government and local authority</b>	
Sales Tax: VAT	1,689.90
GST	2,180.90
Royalty	558.80
Holding Tax	2,522.30
Electricity Duty	231.70
Others Statutory Dues (RE/PE Cess)	82.80
<b>Sub-Total</b>	<b>7,266.40</b>
<b>Central Public Sector Enterprises</b>	
<b>Sub- Total</b>	<b>-</b>
<b>Others</b>	
Suits against the Company under litigation	9,591.80
Arbitration proceedings	11,970.10
Misc (Land)	846.00
<b>Sub-Total</b>	<b>22,407.90</b>
<b>Grand Total</b>	<b>35,985.90</b>

For further information relating to our contingent liabilities, see “*Restated Financial Information*” on page 299.

### **Commitments**

The following table below sets forth our commitments as of September 30, 2025:

<b>Particulars</b>	<b>As of September 30, 2025 (in ₹ million)</b>
Estimated amount of contract remaining to be executed on capital account not provided for:	

a) Land	507.90
b) Buildings	666.90
c) Plant & Machinery	0.00
d) Others	4,564.60
<b>Total</b>	<b>5,739.40</b>

For further information relating to our contingent liabilities, see “*Restated Financial Information*” on page 299.

### Capital Expenditure

The following table sets forth the capital expenditures incurred during the six months period ended September 30, 2025 and 2024 and Fiscals 2025, 2024 and 2023:

Particulars	Six Months period ended September 30, 2025	Six Months period ended September 30, 2024	Fiscal 2025	Fiscal 2024	Fiscal 2023
	(in ₹ million)				
Plant & Machinery (including. railway siding and SILO)	1,392.60	1,361.58	1,483.60	4,197.00	4,348.10
Solar Projects	322.50	682.28	2,010.60	176.40	0.00
Land	25.50	131.00	495.10	288.70	189.50
Telecommunication	354.50	402.70	723.50	80.00	16.70
Other Mining Infrastructure Development	2,663.60	642.60	1,455.00	1,338.20	1,570.90
Building	299.90	329.40	1,330.50	623.80	673.70
Exploration & Evaluation of Assets	(1,753.90)	19.60	645.30	81.70	(117.70)
Office Equipment	57.80	27.00	82.40	131.70	51.50
Vehicles	5.40	184.60	266.80	644.10	395.80
Furniture & Fixtures	12.00	29.00	52.70	38.10	28.90
Change in Capital Advance	45.40	859.50	688.00	2,785.20	2,507.40
Stripping Activity Adjustment	0.00	0.00	7,722.90	1,851.70	0.00
Land Reclamation/Site Restoration	0.00	35.70	1,153.70	113.40	114.10
Surveyed off assets	10.40	19.40	39.30	25.30	86.40
<b>Total</b>	<b>3,435.70</b>	<b>4,724.36</b>	<b>18,149.40</b>	<b>12,375.30</b>	<b>9,865.30</b>

### OFF-BALANCE SHEET ARRANGEMENTS

We do not have any off-balance sheet arrangements, derivative instruments or other relationships with other entities that would have been established for the purpose of facilitating off-balance sheet arrangements.

The dividend on erstwhile 5% non-convertible cumulative redeemable preference shares of ₹ 444.33 million was recommended by the Board of Directors and paid on August 5, 2024 after the approval of the shareholders in the annual general meeting for Fiscal 2024 held on August 1, 2024. The remaining dividend of ₹ 8,442.17 million, has been recommended by the Board of Directors of our Company in the meeting held on April 23, 2025, which was approved by the shareholders in the Annual General Meeting of the Company for Fiscal 2025 held on July 25, 2025. The amount was paid on July 28, 2025. For further information, see “*Restated Financial Information*” on page 299.

### RELATED PARTY TRANSACTIONS

We enter into various transactions with related parties in the ordinary course of business. These transactions principally include payment of apex, rehabilitation charges and dividend to Coal India Limited, payment of consultancy charges to Central Mine Planning and Design Institute Limited and payment of training charges to Indian Institute of Coal Management. For further details, see “*Restated Financial Information*” on page 299.



## CHANGES IN ACCOUNTING POLICIES

Except as disclosed below, there have been no changes in our accounting policies in the six months period ended September 30, 2025 and 2024 and the last three Fiscals:

In the Fiscal 2024, our Company has adopted a revised policy on stripping activity in accordance with Appendix B Stripping Costs in the Production Phase of a Surface Mine, of Ind AS 16, Property, Plant, and Equipment. In accordance with Ind AS 8, 'Accounting Policies, Changes in Accounting Estimates and Errors' and Ind AS 1, 'Presentation of Financial Statements', our Company has retrospectively restated its balance sheet as at March 31, 2023 and April 01, 2022 (beginning of the preceding period; as restatement prior to that period is impracticable) and statement of profit and loss and statement of cash flows for the year ended March 31, 2023. The impact of such restatements had already been given in the financial statements for the year ended March 31, 2024 (along with comparative figures for the year ended March 31, 2023) and hence no additional impact was required to be incorporated in the restated financial information.

Apart from the above, the Material Accounting Policies for the six months period ended September 30, 2025 and 2024, Fiscal 2025, 2024 and 2023 have been updated to enhance clarity for users of the financial statements. These updates do not carry any financial implication.

## AUDITOR'S OBSERVATIONS

Our Statutory Auditors have not included any qualifications, reservations or adverse remarks in the Restated Financial Information.

For details of emphasis of matters and other matters included in the Restated Financial Information, please see *"Risk Factors- Our Statutory Auditors have included certain emphasis of matters and other matters in their audit report for the audited financial statements for Fiscal 2025, 2024 and 2023."* on page 70.

## QUANTITATIVE AND QUALITATIVE DISCLOSURES ABOUT MARKET RISK

The risk management of the Company is carried out by the Board of Directors as per Department of Public Enterprises ("DPE") Guidelines issued by Government of India. The board provides written principals for overall risk management as well as policies covering investment of excess liquidity.

### Credit Risk

#### *Credit Risk Management*

Receivables arise mainly out of sale of coal. Sale of coal is broadly categorized as sale through fuel supply agreements ("FSAs") and e-auction. Macro – economic information (such as regulatory changes) is incorporated as part of the FSAs and e-auction terms.

#### *FSAs*

As contemplated in and in accordance with the terms of the New Coal Distribution Policy (NCDP), the company enters into legally enforceable FSAs with customers or with State Nominated Agencies that in turn enters into appropriate distribution arrangements with end customers. FSAs can be broadly categorized into:

- FSAs with customers in the power utilities sector, including State power utilities, private power utilities ("PPUs") and independent power producers ("IPPs");
- FSAs with customers in non-power industries (including captive power plants ("CPPs")); and
- FSAs with State Nominated Agencies.

#### *E-Auction Scheme*

The E-Auction scheme of coal has been introduced to provide access to coal for customers who were not able to source their coal requirement through the available institutional mechanisms under the NCDP for various reasons, for example, due to a less than full allocation of their normative requirement under NCDP, seasonality of their coal requirement and limited requirement of coal that does not warrant a long-term linkage. The quantity of coal to be offered under E-Auction is reviewed from time to time by the Ministry of Coal.

Credit risk arises when a counterparty defaults on contractual obligations resulting in financial loss to the company.

#### *Provision for expected credit loss*

Our Company provides for expected credit risk loss for doubtful/ credit impaired assets, by lifetime expected credit losses.

#### *Significant estimates and judgment– Impairment of Financial Assets*

The impairment provisions for financial assets disclosed above are based on assumptions about risk of default and expected loss rates. Our Company uses judgment in making these assumptions and selecting the inputs to the impairment calculation, based on our Company's past history, existing market conditions as well as forward looking estimates at the end of each reporting period.

### **Liquidity Risk**

Prudent liquidity risk management implies maintaining sufficient cash and marketable securities and the availability of funding through an adequate amount of committed credit facilities to meet obligations when due. Due to the dynamic nature of the underlying businesses, our Company treasury maintains flexibility in funding by maintaining availability under committed credit lines. Management monitors forecasts of our Company's liquidity position (comprising the undrawn borrowing facilities) and cash and cash equivalents on the basis of expected cash flows. This is generally carried out at local level in accordance with practice and limits set by the Company. The bank borrowings of the Company have been secured by creating charge against stock of coal, stores and spare parts and book debts. As on the date of this Red Herring Prospectus, the total working capital facility for CIL and all its subsidiaries (including our Company) is ₹78,700.00 (unsecured) and ₹4,300.00 million (secured by creating charge against stock of coal, stores and spare parts and book debts, within consortium of banks) of which fund based limit is ₹1,400.00 million and non-fund based limit is ₹2,900.00 million. Further, outside the consortium, the total sanctioned working capital loan limit (unsecured) available to the company is ₹ 8,000.00 million. However, our Board has conferred borrowing power of ₹20,000.00 million in the form of unsecured working capital loan to the our Company. Moreover, sanctioned limit of overdraft facility secured against fixed deposits is ₹5660.02 million.

### **Market Risk**

#### *(i) Foreign currency risk*

Foreign currency risk arises from future commercial transactions and recognized assets or liabilities denominated in a currency that is not our Company's functional currency (INR). Our Company is exposed to foreign exchange risk arising from foreign currency transactions. Foreign exchange risk in respect of foreign operation is considered to be insignificant. Our Company also imports and risk is managed by regular follow up. Our Company has a policy which is implemented when foreign currency risk becomes significant.

#### *(ii) Cash flow and fair value interest rate risk*

Our main interest rate risk arises from bank deposits with change in interest rate exposes the Company to cash flow interest rate risk. Our policy is to maintain most of its deposits at fixed rate. We manage the risk using guidelines from DPE, diversification of bank deposits credit limits and other securities.

### **UNUSUAL OR INFREQUENT EVENTS OR TRANSACTIONS**

Except as described in this Red Herring Prospectus, to our knowledge, there have been no unusual or infrequent events or transactions that have in the past or may in the future affect our business operations or future financial performance.

### **SIGNIFICANT ECONOMIC CHANGES THAT MATERIALLY AFFECT OR ARE LIKELY TO AFFECT INCOME FROM CONTINUING OPERATIONS**

There are no significant changes that materially affect or are likely to affect income from continuing operations, except as described in “– Significant Factors Affecting our Results of Operations”, in “Risk Factors”, “Our Business” on pages 422, 33 and 215, respectively.

### **KNOWN TRENDS OR UNCERTAINTIES**

Our business has been subject, and we expect it to continue to be subject, to significant economic changes arising from the trends identified above in “– *Significant Factors Affecting our Results of Operations*” and the uncertainties described in “*Risk Factors*” on pages 422 and 33, respectively. To our knowledge, except as discussed in this Red Herring Prospectus, there are no known trends or uncertainties that have or had or are expected to have a material adverse impact on revenues or income of our Company from continuing operations.

## **TOTAL TURNOVER OF EACH MAJOR INDUSTRY SEGMENT IN WHICH THE COMPANY OPERATED**

Our Company is primarily engaged in a single segment business of production and sale of coal. As such, there are no separate reportable segments for the company.

## **FUTURE RELATIONSHIP BETWEEN COST AND INCOME**

Other than as described in “*Risk Factors*”, “*Our Business*” on pages 33 and 215, and this section respectively, to our knowledge there are no known factors that may adversely affect our business prospects, results of operations and financial condition.

## **COMPETITIVE CONDITIONS**

We operate in a competitive environment. See “*Our Business*”, “*Industry Overview*” and “*Risk Factors*” on pages 215, 146 and 33, respectively, for further details on competitive conditions that we face.

## **EXTENT TO WHICH MATERIAL INCREASES IN NET SALES OR REVENUE ARE DUE TO INCREASED SALES VOLUME, INTRODUCTION OF NEW PRODUCTS OR SERVICES OR INCREASED SALES PRICE**

Changes in revenue in the last three Fiscals are as described in “–*Fiscal 2025 compared to Fiscal 2024*” and “–*Fiscal 2024 compared to Fiscal 2023*” above on pages 449 and 450, respectively.

## **SIGNIFICANT DEPENDENCE ON SINGLE OR FEW CUSTOMERS OR SUPPLIERS**

A significant majority of the coal produced by us is sold to our top 10 customers which include public sector thermal power companies and utilities. The coal sold to government-owned and controlled power generation companies and utilities contributed 66.13 %, 60.39 %, 63.39%, 61.75% and 56.46% of our revenue from operations in the six months period ended September 30, 2025 and 2024 and Fiscals 2025, 2024 and 2023, respectively. See, “*Risk Factors - Our business largely depends upon our top 10 customers which accounted for 83.89%, 82.46%, 88.88%, 80.79% and 83.10% of our revenue from operations in in the six months period ended September 30, 2025 and 2024 and Fiscals 2025, 2024 and 2023, respectively. The loss of any of these customers could have an adverse effect on our business, financial condition, results of operations and cash flows.*” and “*Our Business*” on pages 39 and 215, respectively.

Further, we depend on a limited number of vendors to provide contractual services and our expenses in relation to our top 10 vendors contributed to 65.09%, 59.40%, 60.86%, 53.16% and 49.63% of our total purchases in the six months period ended September 30, 2025 and 2024 and Fiscals 2025, 2024 and 2023, respectively. See, “*Risk Factors - We depend on a limited number of vendors to provide contractual services and any disruptions in their supply of services could adversely affect our business, results of operations, financial condition and cash flows.*” and “*Our Business*” on pages 41 and 215, respectively.

## **SEASONALITY OF BUSINESS**

Our operations may be adversely affected by difficult working conditions due to high temperatures during summer months and rain during monsoon that restrict our ability to carry on mining activities and fully utilize our resources. During periods of curtailed activity due to adverse weather conditions, we may continue to incur operating expenses, but our revenues from operations may be delayed or reduced. Although such adverse weather conditions do not typically have a material impact on our revenue from operations, abnormally hot summer months or rainy monsoon could have a material impact. For further information, see “*Risk Factors - Our operations are sensitive to seasonal changes and seasonal variations such as monsoon or extreme temperatures can disrupt our mining activities which may have an adverse impact on our business, results of operations, financial conditions and cash flows.*” on page 53.

## **NEW PRODUCTS OR BUSINESS SEGMENTS**

Except as set out in this Red Herring Prospectus, we have not announced and do not expect to announce in the near future any new products or business segments.

**SIGNIFICANT DEVELOPMENTS AFTER SEPTEMBER 30, 2025 THAT MAY AFFECT OUR FUTURE RESULTS OF OPERATIONS**

To our knowledge no circumstances have arisen since September 30, 2025, that could materially and adversely affect or are likely to affect, our operations, trading or profitability, or the value of our assets or our ability to pay our liabilities within the next 12 months, except as set out in this Red Herring Prospectus.

## CAPITALISATION STATEMENT

The following table sets forth our Company's capitalisation as at September 30, 2025, derived from our Restated Financial Information, and as adjusted for the Offer. This table should be read in conjunction with the sections titled "Risk Factors" "Restated Financial Information" and "Management's Discussion and Analysis of Financial Condition and Results of Operations" on pages 33, 299 and 422.

(in ₹ million, except ratios)

Particulars	Pre-Offer as at September 30, 2025	As adjusted for the Offer*
<b>Borrowings</b>		
Current borrowings <sup>#</sup> (I)	15,591.30	[●]
Non-current borrowings (including current maturities) <sup>#</sup> (II)	-	
<b>Total Borrowings (III = I + II)</b>	15,591.30	[●]
<b>Equity</b>		
Equity Share capital <sup>#</sup> (IV)	46,570.00	[●]
Other equity <sup>#</sup> (V)	10,065.20	[●]
<b>Total Equity (VI = IV + V)</b>	56,635.20	[●]
<b>Non-current borrowings/Total Equity (II/VII)</b>	-	[●]
<b>Total Borrowings / Total Equity (III/VII)</b>	<b>0.28</b>	[●]

As certified by Nag & Associates, Chartered Accountants pursuant to their certificate dated January 2, 2026.

Notes:

\* The corresponding post Offer capitalization data for each of the amounts given in the above table is not determinable at this stage pending the completion of the Book Building process and hence the same have not been provided in the above statement.

<sup>#</sup> These terms carry the same meaning as per Schedule III of the Companies Act, 2013, as amended.

## FINANCIAL INDEBTEDNESS

Our Company has availed certain credit facilities in their ordinary course of business for working capital requirements, general corporate purposes and other business requirements. In accordance with the Articles of Association and subject to approval from the President of India, acting through the Ministry of Coal, Government of India or Coal India Limited and provisions of the Companies Act, 2013, our Board may by means of a board resolution passed from time to time, borrow and/or secure the payment of any sum or sums of money for the purposes of our Company. Provided that no approval of President of India, acting through Ministry of Coal, Government of India or Coal India Limited would be necessary for borrowing from the banks for the purpose of meeting the working capital requirements on the hypothecation of our Company's current assets. For details regarding the borrowing powers of our Board, see "*Our Management –Borrowing Powers of the Board*" on page 275.

As on November 15, 2025, the aggregated outstanding borrowings of our Company amounted to ₹ 27,365.64 million and a summary of such borrowings is set forth below:

Category of borrowing	Amount Sanctioned (in ₹ million)	Amount Outstanding (in ₹ million)
<b>Secured</b>		
Overdraft against fixed deposit	5,660.03	-
Working capital facility	4,300.00	-
<b>Unsecured</b>		
Working capital demand loan	22,500.00	15,000.00
Working capital facility	63,700.00	12,365.64
Short-term loan	500.00	-
<b>Total</b>	<b>96,660.03</b>	<b>27,365.64</b>

*As certified by Nag & Associates, Chartered Accountants, by way of their certificate dated January 2, 2026*

### Key terms of the borrowings availed by our Company are disclosed below:

The details provided below are indicative and there may be additional terms, conditions and requirements under the various borrowing arrangements entered by our Company:

**Tenor:** The tenor of the facilities availed by the Company typically ranges from 30 days to 1 year subject to maturity of Fixed Deposits in case of overdraft facilities.

**Interest:** The applicable rate of interest for the overdraft facilities availed by the Company are typically linked to interest rate on respective fixed deposits which are ranging from 7.40% to 8.48%. Interest rate for other facilities is being decided at the time of drawl of funds, which are currently ranging from 5.78% to 6.00%.

**Security:** All overdraft facilities are backed by respective Fixed Deposits and other secured facilities are secured by first charge by way of hypothecation of raw material, stock in progress, finished goods, spares, stores, consumables, other inventory and receivables of the company.

**Prepayment:** Overdraft facilities availed by the Company typically have pre-payment provisions which allow us for pre-payment of the outstanding overdraft amount. Other facilities have prepayment option without any prepayment penalty only after 7 days from the date of drawl.

**Repayment:** Company is required to repay overdraft borrowings on or before the maturity date of respective Fixed Deposits. Other facilities are generally repayable on demand.

**Restrictive covenants:** Borrower shall not, without the prior written intimation to the banks;

- i) enter into any merger/amalgamation etc or do a buyback;
- ii) wind-up/ liquidate its affair or agree/authorise to settle any litigation/ arbitration having a material adverse effect;
- iii) change the general nature of its business;
- iv) permit any change in its ownership/control/management;
- v) make any amendments to its constitutional documents.

**Events of Default:** In terms of the overdraft borrowing arrangements entered into by our Company, non-payment of any payable amount, non-compliance of any obligation under agreement, repudiation of agreement, providing misleading information and other material adverse effect will constitute an event of default.

**Consequences of events of default:** In terms of the borrowing arrangements of the Company, the consequences of occurrence of events of default may include cancellation of the undrawn portion of facility, declaring all or part of the amount together with accrued interest due/payable immediately, right to enforce the security created, review of existing credit limits and report to take all necessary steps including recalling of the credit limit etc.

This is an indicative list and there may be additional terms that may require the consent of the relevant lender, the breach of which may amount to an event of default under various borrowing arrangements entered into by the Company with its respective lenders, and the same may lead to consequences other than those stated above.

We have obtained the necessary consents required under the relevant loan documentation for undertaking activities in relation to the Offer. For further details of financial and other covenants required to be complied with in relation to our borrowings, see “*Risk Factors – Our financing arrangement consist of certain restrictive covenant. Such restrictive covenants may restrict our ability to raise funds.*” on page 72.

## SECTION VI: LEGAL AND OTHER INFORMATION

### OUTSTANDING LITIGATION AND MATERIAL DEVELOPMENTS

*Except as disclosed in this section, there are no pending: (i) criminal proceedings; (ii) actions taken/ penalties imposed by statutory and/ or regulatory authorities (including all outstanding penalties and show cause notices) issued by such authorities to the Relevant Parties (as defined hereinafter); (iii) claims related to direct and indirect taxes; and (iv) any other pending litigation which has been determined to be material by our Board as per the Materiality Policy (defined hereinafter), in each case involving our Company, Directors and Corporate Promoter, (collectively, the “**Relevant Parties**”). Further, except as disclosed in this section, there are no disciplinary actions including penalties imposed initiated by SEBI or a stock exchange against our Corporate Promoter in the last five Fiscals immediately preceding the date of this Red Herring Prospectus, including any outstanding action. Further, except as disclosed in this section, there no pending: (i) criminal proceedings; or (ii) pending actions by regulatory and statutory authorities, against our KMPs or SMPs.*

*Further, as on the date of this Red Herring Prospectus, there are no findings/observations of any inspections by SEBI or any other regulator involving our Company which are material, and which need to be disclosed or non-disclosure of which may have bearing on the investment decision.*

*For the purpose of identification of material litigation in (iv) above, our Board has considered and adopted the following policy on materiality with regard to outstanding litigation involving the Relevant Parties to be disclosed by our Company in this Red Herring Prospectus pursuant to resolution dated May 27, 2025, of our Board (“**Materiality Policy**”). Accordingly, disclosures of the following types of litigation involving the Relevant Parties have been included:*

- (a) *As regards our Company and the Directors, the monetary amount of claim by or against the entity or person in any such proceedings is individually in excess of the lower of (a) 2% of the turnover of our Company, as per the Restated Financial Information for the last Fiscal; or (b) 2% of the net worth of the Company as per the Restated Financial Information for the last Fiscal; or (c) 5% of the average of the absolute value of the profit/loss after tax of the Company as per the Restated Financial Information of the preceding three Fiscals (“**Litigation Materiality Threshold**”);*

*2% of turnover, as per the Restated Financial Information for Fiscal 2025 is ₹ 3,490 million, 2% of net worth, as per the Restated Financial Information as at March 31, 2025 is ₹ 1,310.25 million and 5% of the average of absolute value of profit or loss after tax, as per the Restated Financial Information for the last three Fiscals is ₹ 578.24 million. Accordingly, ₹ 578.24 million has been considered as the Litigation Materiality Threshold for the purpose of (a) above.*

- (b) *As regards our Corporate Promoter, Coal India Limited, entity the aggregate monetary claim / amount in dispute, to the extent quantifiable, made by or against Coal India Limited in any such pending litigation / arbitration proceeding is equivalent to or above ₹ 17,399.00 million in accordance with the materiality policy of Coal India Limited pursuant to Regulation 30 of the Securities and Exchange Board of India (Listing Obligations and Disclosure Requirements) Regulation, 2015, has been considered.*
- (c) *any litigation which, irrespective of the amount involved in such litigation, involve the Relevant Parties and could have a material adverse effect on the business, operations, performance, prospects, financial position or reputation of the Company; or*
- (d) *any such litigation where the decision in one case is likely to affect the decision in similar matters such that the cumulative amount involved in such matters exceeds the threshold as specified in (a) or (b) above, even though the amount involved in an individual matter may not exceed the threshold as specified in (a) or (b) above.*

*It is clarified that for the purposes of disclosures in this Red Herring Prospectus, pre-litigation notices received by the Relevant Parties, KMPs and SMPs from third parties (excluding governmental / statutory / regulatory / judicial authorities) shall, in any event, not be considered as litigation until such time that Relevant Parties, KMPs and SMPs are impleaded as defendants in proceedings initiated before any court, arbitral forum, tribunal or governmental authority, or is notified by any governmental, statutory or regulatory authority of any such proceeding that may be commenced.*



*Except as stated in this section, there are no outstanding material dues to creditors of our Company. Further, in accordance with the Materiality Policy, our Company has considered such creditors 'material' if the amounts due to such creditor is equivalent to or exceeds 5% of the trade payables of the Company as at the end of the latest period included in the Restated Financial Information in the Offer Documents. Accordingly, a creditor has been considered 'material' if the amount due to such creditor is equal to or exceeds ₹ 1,086.64 million (being 5% of the total trade payables of our Company as on March 31, 2025 as per the Restated Financial Information). For outstanding dues to MSMEs and other creditors, the disclosure will be based on the information available with our Company regarding the status of the creditors as MSME as defined under Section 2 of the Micro, Small and Medium Enterprises Development Act, 2006, as amended, as has been relied upon by the statutory auditors in preparing their audit report.*

*Unless stated to the contrary, all terms defined in a particular litigation disclosure below are for that particular litigation only.*

## **Litigation Involving our Company**

### *Pending criminal proceedings initiated by our Company*

1. Our Company has filed a criminal complaint before the Metropolitan Magistrate, Calcutta, against Virendra Kumar Agarwal and fourteen others under Sections 420 and 120B of the Indian Penal Code, 1860. It has been alleged that these individuals, acting in the capacity of agents and middlemen for coal procurement, dishonoured cheques amounting to ₹2.93 million, of which ₹1.02 million was recovered through a bank guarantee and entered into a criminal conspiracy against our Company. The matter is currently pending.
2. Our Company has filed criminal miscellaneous petition under Section 482 of the Criminal Procedure Code, 1973, seeking quashing of a complaint pursuant to which cognizance was taken by the Chief Judicial Magistrate, Dhanbad, on November 29, 2017, under Section 33 of the Indian Forest Act, 1927. The said complaint was filed by the Forest Range Officer, Raniganj, alleging unauthorised construction on forest land by certain labourers who purportedly acted under instructions from our Company. We have submitted that our Company's officers have been falsely implicated solely by virtue of their official capacity, without any direct involvement or specific allegation of overt misconduct. We have further submitted that in the absence of any statutory provision imposing vicarious liability, we cannot be held criminally liable for the alleged acts. It has also been argued that the order of cognizance was passed mechanically, without proper judicial application of mind. We have prayed for quashing of the entire criminal proceedings along with the order of cognizance, and for a stay on all further proceedings in the matter. The matter is currently pending.
3. Our Company has filed a criminal miscellaneous petition under Section 482 of the Criminal Procedure Code, 1973, seeking quashing of the criminal proceedings arising out of a case registered against our Company officials at Jorapokhar Police Station. The case was registered against our Company officials under Sections 323, 427, 504, and 506 of the Indian Penal Code, 1860, and Section 3 of the Prevention of Damage to Public Property Act, 1984, presently pending before the Judicial Magistrate, Dhanbad. The said proceedings were initiated pursuant to a first information report lodged by one Khemlal Mahato, alleging unauthorised mining activity on his land. However, the first information report does not attribute any specific overt act to our Company officials. We have contended that they have been falsely implicated solely on account of their official positions in our Company and that they had no personal involvement in the alleged incident, amongst other contentions. The matter is currently pending.
4. Our Company filed a complaint before the Chief Judicial Magistrate, Dhanbad alleging alleged violations under the Mines and Minerals (Development and Regulation) Act, 1957. During the proceedings, our Company appointed Sanjay Kumar Choudhary, Project Officer of Keshabpur West Mudidih Colliery, to represent the Company in court under Section 305(5) of the Criminal Procedure Code, 1973. The matter is currently pending.
5. Our Company has filed a petition for surrender along with a prayer for bail before the Chief Judicial Magistrate, Dhanbad on behalf of Sidhartha Sankar Das, General Manager of our Company, regarding alleged violations under Sections 23 and 24 of the Contract Labour (Regulation and Abolition) Act, 1970. The complaint arises from an inspection by the Labour Enforcement Officer and cites deficiencies including failure to maintain registers, notify commencement of work, and provide certain facilities to

contract labourers. Sidhartha Sankar Das has denied the allegations, asserted his respectable position, and sought bail on grounds of cooperation and non-tampering of evidence. The matter is currently pending.

6. Our Company has filed a criminal miscellaneous petition under section 482 of the Code of Criminal Procedure, 1973 with the High Court of Jharkhand, against the State of Jharkhand and the labour enforcement officer, Dhanbad for quashing of the criminal proceedings including the order dated April 29, 2006, passed by the chief judicial magistrate, Dhanbad in a case filed under section 29 of the Industrial Disputes Act, 1947. The labour enforcement officer filed a complaint against our Company due to alleged non-compliance with the award dated March 29, 2004. We have contented stating that the relevant authorities who may take relevant action to implement the award have been informed to the labour enforcement officer and have been wrongly accused of non-compliance. The matter is currently pending.
7. Our Company along with other persons (“**Petitioners**”) has filed a criminal miscellaneous petition under section 482 of the Code of Criminal Procedure, 1973 with the High Court of Jharkhand against the State of Jharkhand and the labour enforcement officer, Dhanbad (“**LEO**”), for quashing the order dated December 16, 1996 passed by the chief judicial magistrate in a case filed under section 29 of the Industrial Disputes Act, 1947. The LEO had filed a complaint dated December 16, 1998 before the chief judicial magistrate alleging non-implementation of an award dated July 20, 1992 (“**Complaint**”). We have contented stating that while BCCL had initiated the steps for implementation of the award and requested assistance from the government to furnish details of the relevant individuals to whom compensation was to be paid and that the documents furnished by certain individuals were improper. Post receiving directions from the Supreme Court vide order dated September 8 1998, BCCL issued a public notice by which applications for identification we invited and received 470 applications. While this process was pending, the LEO had the Complaint, and hence such complaint was premature. The matter is currently pending.
8. Our Company has filed a criminal writ petition under section 226 of the Constitution of India before the High Court of Jharkhand in connection with incidents of illegal mining, theft and transportation of coal from various mining areas operated by our Company. Despite several complaints being filed by our Company the concerned authorities had failed to register FIRs or take effective action against persons involved in such illegal mining activities. The petition seeks directions to register FIRs and to take appropriate preventive and enforcement actions to prevent such illegal mining activities. The matter is currently pending before the High Court of Jharkhand.

*Pending criminal proceedings initiated against our Company*

1. Somen Chatterjee, General Manager of our Company, Bastacola, and Devendra Singh, Project Officer of Dobari Colliery, (“**Accused**”) have been accused of contravening Sections 30(A), 30(C), 41, and 42 of the Indian Forest Act, 1927, and Rules 4(A), 12, 12(1), and 18 of the Jharkhand Transit Rules, 2020 and accordingly a complaint letter and offence report was submitted by the Vanpal-in-Charge to the Chief Judicial Magistrate, Dhanbad on April 13, 2022, alleging illegal extraction of minerals by local persons from forest land adjoining Dobari Colliery, which falls within land lawfully handed over to our Company. The Accused have denied any wrongdoing, asserting that our Company has obtained the requisite Stage-I and Stage-II forest clearances for mining activities in Mouza Bera and Ghanoodih and that the land was duly handed over by the Government of Jharkhand. They further contend that only Kuya Colliery operates on protected forest land, with all applicable transit fees being paid in accordance with law. The accused also submit that measures have been taken to prevent illegal mining activities, including alerting the District Task Force. The Chief Judicial Magistrate has registered the complaint and is presently awaiting the prosecution report. The matter is pending.
2. State of Jharkhand through the Deputy Director of Mines Safety, filed a complaint dated June 4, 2014 against six accused individuals associated with the Jamunia OCP mine of our Company. The complaint relates to a fatal accident on December 10, 2013, at the Jamunia OCP mine, Dhanbad, Jharkhand, in which the tipper operator Shyam Sundar Chouhan was buried and killed due to a collapse of developed galleries caused by violations of statutory safety norms. Following inspections and inquiries, it is alleged that we had violated Sections 73, 72A, and 72C(1)(a) of the Mines Act, 1952, along with related provisions of the Coal Mines Regulations. The alleged violations included failure to enforce gallery thickness safety protocols, inadequate vocational training for the deceased, and non-maintenance of mandatory safety registers. The matter is currently pending before the Court of the Sub-Divisional Judicial Magistrate, Dhanbad.

3. State of Jharkhand, through the Director of Mines Safety, Dhanbad Region No. 1, filed a complaint dated December 11, 2014 under Sections 73 and 72C(1)(a) of the Mines Act, 1952 before the Chief Judicial Magistrate, Dhanbad against four officials of Gopalichuck Colliery alleging that on June 24, 2014, a fatal accident occurred in the sand stowing bunker at Gopalichuck Colliery, wherein two persons cleaning stuck-up sand fell into the bunker and sustained fatal and reportable injuries due to lack of safety measures. It was alleged that there was a failure to ensure statutory supervision, failure to provide and enforce the use of safety belts and anchoring ropes, non-implementation of a safe operating procedure amongst violations under the Coal Mines Regulations and the Mines Act, 1952. The matter is currently pending.
4. The workers employed as contract labourers under work orders issued by our Company and other have filed a complaint dated March 25, 2023 under Sections 420, 406, 120(B), and 34 of the Indian Penal Code, 1860 alleging large-scale misappropriation of their statutory dues. It is alleged that our Company has misappropriated approximately ₹30 million which was deducted from their wages towards the Coal Mines Provident Fund and failed to deposit the amount with the concerned authority. The matter is currently pending.
5. A complaint dated September 16, 2014, has been filed against our Company before the Chief Judicial Magistrate, Dhanbad, pursuant to an inspection conducted by the Labour Enforcement Officer (Central), Baghmara, Bokaro wherein a show cause was issued to our Company. It is alleged that our Company was in violation of various provisions of the Contract Labour (Regulation & Abolition) Act, 1970, including failure to amend the Certificate of Registration, non-submission of required statutory notices, failure to maintain mandatory registers, and non-payment or short payment of wages by the contractor engaged for coal mining and allied activities at the Block-II Area of our Company. The matter is currently pending.
6. The Deputy Director-General of Mines Safety has filed a criminal complaint dated November 20, 2003 against six officials of our Company in connection with a fatal inundation incident which resulted in the death of 29 mine workers and injuries to one survivor. It is alleged that the accident occurred due to gross negligence in the discharge of their statutory duties. It is alleged that there was a failure to conduct proper joint surveys and non-maintenance of accurate and updated mine plans, which led to an unintended and catastrophic breach into water-logged abandoned workings of the adjoining Jayrampur Colliery, in violations of Sections 18(4) and 18(5)(1) of the Mines Act, 1952, as well as Regulations 49, 58(3), 64(4), 103A, and 127(5) of the Coal Mines Regulations. The matter is currently pending adjudication before the competent court.
7. Mahendra Singh (“**Petitioner**”) has filed a writ petition before the High Court of Jharkhand at Ranchi (“**Court**”) under Article 226 of the Constitution of India, against the State of Jharkhand, BCCL and others. The Petitioner states that the present petition arises pursuant to a case dated July 13, 1989, filed under Sections 302, 307, 452, 207, 380, 120B and 34 of the Indian Penal Code, wherein fifteen persons were named as accused in the chargesheet, with three of them facing subsequent arrest and the rest remain absconding post obtaining bail, and are allegedly residing in their residence. BCCL has been made party to the petition due to certain members of the accused being our erstwhile employees. The Petitioner also alleges that certain members of the accused are also harassing the family members of the accused. The Petitioner prays that the Court issues appropriate directions to the relevant parties to carry out the arrest of the accused persons. The matters is currently pending.
8. Jai Kumar Ojha (“**Petitioner**”) has filed a writ petition before the High Court of Jharkhand at Ranchi (“**Court**”) under Article 226 of the Constitution of India, against the State of Jharkhand, BCCL and others (“**Respondents**”). The Petitioner states that the present petition is in relation to quashing of the order dated March 29, 2004 (“**Order**”) passed by the sessions court which allowed the setting aside of the order dated August 30, 2003 passed by the district magistrate, which directed the release of seized property to the Petitioner. The Petitioner alleges that the seized property and articles thereon were seized from his custody and the Respondents have wrongfully claimed that the seized property and articles thereon belong to them. The Petitioner prays for the issuance of a writ of certiorari or in nature thereof, for quashing and rescinding the Order. The matter is currently pending.
9. Sahendar Kumar (“**Petitioner**”) has filed a writ petition before the High Court of Jharkhand at Ranchi (“**Court**”) under Article 226 of the Constitution of India, against the State of Jharkhand, BCCL and others (“**Respondents**”). The Petitioner alleges that his father, a retired employee of BCCL, has been kidnapped by certain respondents (“**Accused**”). It is also alleged that the Accused persons have harassed his father, subjected him to threats and have forced him to sign certain documents which have deprived him of this

retirement benefits. The Petitioner also states that multiple complaints have been made at police stations, however the investigations have been to no avail. The Petitioner alleges that the police officials may also be involved in the harassment and threats subjected to his father. The Petitioner prays to the court to direct the relevant authorities to release his father from the illegal custody of the Accused.

10. Ratish Kumar Singh (“**Petitioner**”) has filed a criminal miscellaneous petition under section 482 of the Code of Criminal Procedure, 1973 dated August 30, 2025, with the High Court of Jharkhand against the Central Bureau of Investigation, our Company, and others (“**Respondents**”) for quashing of the criminal proceedings including the order dated December 10, 2019 wherein the judicial magistrate, Dhanbad in connection with the first information report registered by the Central Bureau of Investigation under Section 120B read with Sections 420 of the Indian Penal Code, 1860 and Section 13(2) and Section 13(1)(d) of the Prevention of Corruption Act, 1988, took cognizance for offence punishable under section 420, 468, 471 of IPC against the Petitioner. The Petitioner has alleged that BCCL has breached the terms and conditions of the fuel supply agreement. The matter is currently pending.
11. Manish Agarwal (“**Petitioner**”) has filed criminal complaint dated October 23, 2010 against our Company and others (“**Defendants**”) before the chief judicial magistrate, arising out of the transfer of land from our Company to the Indian Iron and Steel Company Limited. The Petitioner alleges that the land did not belong to the Company and hence the transfer was invalid. We have contented stated that the land was acquirement under the Land Acquisition Act, 1894. The matter is currently pending.
12. The District Mining Officer, Dhanbad, has filed 11 criminal complaints against our Company and its Project Officers dated January 1, 2023, June 7, 2023 and June 12, 2023 for alleged violations of the Mines and Minerals (Development and Regulation) Act, 1957, and the Jharkhand Minerals (Prevention of Illegal Mining, Transportation and Storage) Rules, 2017 alleging that the date of dispatch of coal and the corresponding e-challans were not generated on the same day on Jharkhand Integrated Mines and Mineral System portal, which was a violation of Rule 9 and Rule 13 of the Jharkhand Rules and Section 4(1A) read with Section 21 of the MMDR Act and other violations in relation to transport of coal. The matters are currently pending before the respective judicial forums.
13. The Labour Enforcement Officer (Central), Katrasgarh, Dhanbad has initiated three proceedings under Section 29 of the Industrial Disputes Act, 1947 alleging non-implementation of awards passed by the Central Government Industrial Tribunal, Dhanbad. All matters are currently pending.

*Pending material proceedings initiated by our Company*

1. Our Company has filed a writ petition before the High Court of Jharkhand at Ranchi under Article 226 of the Constitution of India against Dhanbad Municipal Corporation & others for issuance of Writ of Certiorari for quashing the notices issued by the Dhanbad Municipal Corporation in relation to the properties of our Company situated within the area of Dhanbad Municipal Corporation. Dhanbad Municipal Corporation has demanded holding tax pursuant to notices issued by it in respect of these properties held by our Company within the municipal area. Our Company has been granted a stay order for the arrears of tax for the duration upto the financial year 2015-16. The amount involved in the matter is ₹ 2,522.26 million and interest thereon. The matter is currently pending.
2. Madhucon Projects Limited has filed a commercial suit against our Company before the Commercial Court, Dhanbad, Jharkhand in relation to the work order issued by our Company to Madhucon Projects Limited for the hiring of HEMM including Surface Miner for removal of OB, extraction and transportation of coal in Phularitand colliery OC of Barora area. Madhucon Projects Limited has alleged that they cannot complete the work order due to non-availability of private land and other issues. The court has ordered our Company to pay a total compensation of ₹ 1,635.55 million along with interest thereon. Aggrieved by this, our Company has filed an appeal before the High Court of Jharkhand at Ranchi. The matter is currently pending.
3. Our Company has filed an appeal under Section 13 of Commercial Courts, Commercial Division and Commercial Appellate Division of High Courts, 2015 against the order passed by the District Judge-XIV-Cum Presiding Officer, Commercial Court, Dhanbad, whereby the District Judge-XIV-Cum Presiding Officer, Commercial Court, Dhanbad has declined to interfere with an award passed by the Arbitrator in favour of DLF Power Limited for an amount involving ₹ 2,870.00 million, payable by our Company. The matter is currently pending.

*Pending material proceedings initiated against our Company*

1. Libra Business Private Limited has filed a commercial suit against our Company before the Commercial Court, Dhanbad, Jharkhand in relation to the work order issued by our Company to Libra Business Private Limited for the hiring of HEMM including Surface Miner for removal of OB, extraction and transportation of coal in Bassuria colliery of Kasunda area, demanding payment of the alleged amounts due to it under the work order. Libra Business Private Limited has further alleged that our Company has deducted certain amounts without assigning any valid reasons and has filed the claim for an amount of ₹ 771.19 million along with interest thereon. The matter is currently pending.
2. Oriental Structural Engineers Private Limited has filed a commercial suit against our Company before the Commercial Court at Dhanbad, Jharkhand in relation to the work order issued by our Company to Oriental Structural Engineers Private Limited for the hiring of HEMM including Surface Miner for removal of OB, extraction and transportation of coal at Govindpur Colliery. Oriental Structural Engineers Private Limited has alleged that they cannot complete the work order due to non-handover of the complete land, disputes with the local residents whose land is not yet acquired by our Company for completing the work order and other issues. Oriental Structural Engineers Private Limited has demanded a total compensation of ₹ 826.72 million along with interest thereon. The matter is currently pending.
3. Oriental Structural Engineers Private Limited has filed a suit against our Company before the Commercial Court at Dhanbad, Jharkhand in relation to the work order issued by our Company to Oriental Structural Engineers Private Limited for the hiring of HEMM including Surface Miner for removal of OB, extraction and transportation of coal at New Akashkinaree Colliery. Oriental Structural Engineers Private Limited alleged that they cannot complete the work order due to non-handover of the complete, lack of coal availability, prohibition and restriction on mining by the regulator, excess water flooding and other related issues. Oriental Structural Engineers Private Limited has demanded a total compensation of ₹ 780.28 million along with interest thereon. The matter is currently pending.
4. Haradhan Roy has filed a civil writ petition before the Supreme Court of India under Article 32 of the Constitution of India against our Company and others seeking relief on behalf of residents of fire-affected areas in Jharia, Jharkhand and Raniganj, West Bengal. Several other similar petitions have been filed by various individuals and organisations before various judicial forums in relation to the rehabilitation of the local residents of Jharia, Jharkhand and Raniganj, West Bengal given that the area is prone to fires. This lead to the formulation of the Jharia Master Plan pursuant to directions issued by the Supreme Court of India in 1999. The Jharia Master Plan for dealing with fire, subsidence and Rehabilitation was approved on August 12, 2009 for a period 12 years. Its implementation tenure was completed on August 11, 2021. Subsequently, a revised master plan was developed which is pending approval from the Government of India. The matter is currently pending.
5. Avinash Transports has initiated arbitration proceedings against our Company in relation to disputes arising out of a work order issued by our Company to Avinash Transports for hiring HEMM for removal of overburden, extraction, and transportation of coal from the Salanpur C and D seam of East Ramnagar patch of Damagoria Colliery, C.V. area. Avinash Transport has alleged that they were unable to complete the work due to constant hindrance by local villagers and further claimed that despite repeated requests, our Company did not provide necessary support, resulting in loss to Avinash Transport. The amount in dispute is ₹916.30 million. The matter is currently pending before the sole Arbitrator.
6. AMR-BBB Consortium has filed an arbitration claim in relation to disputes arising from a contract agreement between them and our Company for the development and coal extraction from Kapuria Block a turnkey basis. AMR-BBB Consortium has alleged that the delays were caused primarily due to delay in land acquisition, obstruction by local residents, and delayed approvals which prevented from timely completion of the work. Our Company has cancelled the contract citing breach of contract conditions. The amount involved in the dispute is ₹10,434.34 million. The matter is currently pending the Arbitral Tribunal.

*Actions by statutory or regulatory authorities against our Company*

1. Our Company is currently involved in several labour related proceedings currently pending before various fora wherein it is alleged that our Company has violated provisions of various labour laws applicable to our Company. These matters are currently pending at various stages.

2. The Forest Department, Jharkhand has filed a case before the Chief Judicial Magistrate, Dhanbad, Jharkhand against some of the officials of our Company under Section 33 of Indian Forest Act, 1927 in connection with alleged construction of iron shed on the forest land. The matter is currently pending.
3. State of Jharkhand through Factory Inspector has filed a complaint under Section 7-A(1)(2) of the Factory Act, 1948 and Rule 55-A of Jharkhand Factory Rule, 1950 against our General Manager, Western Washery Zone & Harendra Mishra, Project officer, Moonidih Washery of our Company before the Chief Judicial Magistrate, Dhanbad, Jharkhand in relation to a fatal accident which occurred in Moonidih Coal washery of our Company. The matter is currently pending.
4. Ajay Rajak has filed an application before the National Green Tribunal, Eastern Zone, Kolkata, alleging violations of the Environment Protection Act, 1986, by our Company and others. It is contended that illegal mining is occurring at Central Surunga Paharigora, Parbad Laxmi Colliery, and other sites located at Alakdiha OP, District Dhanbad, Jharkhand, which belong to our Company. It is further alleged that several fatalities have resulted from such illegal mining activities. It is also alleged that the illegal mining is carried out under the instructions of an individual, Bittu Yadav, in connivance with our Company. In response, our Company has filed a first information report against Bittu Yadav. The matter is currently pending.
5. The National Green Tribunal exercising suo moto jurisdiction has registered a case against our Company pursuant to a complaint filed against our Company under Sections 14 and 15 of the National Green Tribunal Act, 2010. It is alleged that there were instances of environmental violations by the companies engaged in coal mining and coal transportation activities (outsourced by our Company) at mines owned by our Company. The National Green Tribunal directed that our Company be impleaded as a respondent in the matter. The matter is currently pending.
6. Vijay Sharma has filed an application against Coal India Limited, alleging air pollution caused by the burning of overburden from the open cast mine at Block II, OCP, Baghmara area, Jharkhand, operated by our Company. In response, our Company took immediate steps to prevent air pollution and address the grievances. Following the complaint, the National Green Tribunal, New Delhi directed a joint committee comprising the Central Pollution Control Board, State Pollution Control Board, District Magistrate, Dhanbad, and State Environment Impact Assessment Authority to inspect the site and submit a report to the National Green Tribunal, New Delhi. The committee submitted its inspection report. Subsequently, the Jharkhand State Pollution Control Board issued a show cause notices to our Company. Thereafter, Jharkhand State Pollution Control Board imposed an environmental compensation of ₹ 7.59 million. Aggrieved, our Company filed an interim application before the National Green Tribunal, seeking to be made a party to the proceedings and to set aside the compensation order, respectively. The National Green Tribunal disposed of these applications and upheld the imposition of the environmental compensation. Consequently, our Company has filed a revisional application challenging the order of National Green Tribunal. The matter is currently pending.
7. Our Company has filed three information under Section 19(1)(a) of the Competition Act, 2002, with the Competition Commission of India, New Delhi, against various bidders alleging bid rigging and collusion in relation to various tenders floated by our Company. Our Company alleged that these bidders violated Sections 3(3)(b) and 3(3)(d) of the Competition Act, 2002, by engaging in cartel formation and collusive bidding. Our Company filed Information requesting an investigation by the Director General, Competition Commission of India. The Director General conducted an inquiry and submitted its report in the said matters. The matters are currently pending.

*Tax proceedings involving our Company*

Nature of case	Number of cases	Amount in dispute/demand (in ₹ million)*
Direct tax	43	3,843.59
Indirect tax	222	8,046.63
<b>Total</b>	<b>265</b>	<b>11,890.22</b>

*\*to the extent ascertainable*

**Pending litigation involving our Directors**

*Pending criminal proceedings initiated by our Directors*

Nil

*Pending criminal proceedings initiated against our Directors*

1. Proceedings have been initiated by Ajoy Kumar Bhattacharya (“**Complainant**”) against Niladri Roy (“**Accused No. 3**”) alleging conflict of interest on the grounds that Accused No. 3 is a member of a high-level committee of Coal India Limited while simultaneously serving as a director of a private mining consultancy firm, along with further allegations relating to purported involvement in a coal pilferage matter. The complainant has also sought directions for his own appointment as Director and for the arrest of Accused No. 3. In this regard, the Complainant has filed one complaint before the Judicial Magistrate at Asansol and one writ petitions before the Calcutta High Court under Article 226 of the Constitution of India. All proceedings are currently pending.

*Pending actions by statutory or regulatory authorities against our Directors*

Nil

*Pending material civil proceedings initiated by our Directors*

Nil

*Pending material civil proceedings initiated against our Directors*

Nil

*Pending tax proceedings initiated against our Directors*

Nature of case	Number of cases	Amount in dispute/demand (in ₹ million)*
Direct tax	Nil	Nil
Indirect tax	1**	0.01
<b>Total</b>	<b>1**</b>	<b>0.01</b>

*\*to the extent ascertainable*

*\*\*includes the litigation against the Company, wherein a Director of the Company has also been impleaded in the notice*

**Pending litigation involving our Corporate Promoter**

*Pending criminal proceedings initiated by our Corporate Promoter*

1. Coal India Limited through its authorised representative has on August 19, 2019 filed a complaint against an unknown accused (the “**Accused**”). Coal India Limited alleged that the Accused has on July 25, 2019 designed and published a fake employment notice under reference no. SCCLCIL/MH/IND/2019/13862 on a fraudulent and fake website www.sccil.in in order to mislead the public that South Central Coalfields Limited, a subsidiary of Coal India Limited is recruiting for the 88,585 vacancies. Based on this, Coal India Limited has on August 19, 2019 filed a first information Report with the Bidhannagar Cyber Police Station under Sections 419, 420, 469, 471, 120B and 34 of the Indian Penal Code, 1860. The Investigating Officer has on November 30, 2021 submitted the final report stating that they have sent notices to two suspected persons, however the notices could not be served due to improper addresses. Against the final report, Coal India Limited has on October 29, 2024 filed an application under Section 173(8) of the Criminal Procedure Code, 1973, before Additional Chief Judicial Magistrate, Bidhannagar, West Bengal. The Additional Chief Judicial Magistrate ordered a fresh investigation into the matter. The matter is currently pending.

*Pending criminal proceedings initiated against our Corporate Promoter*

1. Samrat Chatterjee (the “**Complainant**”) has filed a complaint against the Chairman of Coal India Limited and other officers and employees of Coal India Limited (hereinafter collectively referred to as “**Accused**”) before the Chief Judicial Magistrate at Barasat Court, North Parganas, West Bengal. In his complaint, the Complainant alleged that his father is a retired chief manager of Coal India Limited and a last stage cancer patient. That Arka Sen who is a relative of one the accused has misappropriated fund amounting to ₹ 1.75

million against which the Complainant has lodged a complaint before Gonda Police Station and before the Judicial Magistrate First Class, Ranchi. The Complainant alleged that on January 02, 2024, the Complainant and his father were assaulted and humiliated. The Complainant further alleges conspiracy involving the creation and misuse of fake identity card, unauthorised withdrawal of funds using a blank cheque, and defamation through social media and internal Coal India Limited channels. The Complainant alleges that his ailing parents have been harassed and evicted from Coal India Limited accommodation in the Rohini Guest House at Ultadanga, Kolkata. Aggrieved by this, the Complainant filed a defamation case seeking a compensation of ₹ 30 million along with a review of CCTV footage and punishment for the accused for defamation and wrongful conduct. The matter is currently pending. Against this, Coal India Limited has on February 13, 2025 filed a criminal Revision Petition before the Calcutta High Court for the quashing of the defamation complaint under Section 482 of the Criminal Procedure Code, 1973 and Section 528 of the Bharatiya Nagarik Suraksha Sanhita, 2023. The matter is currently pending.

Further, the Coal India Limited through its authorised representative has filed a First Information Report (the “**FIR**”) against the Complainant with the Newtown Police Station. Consequently, the Complainant was produced before the Chief Judicial Magistrate, North 24 Parganas, whereby the Complainant was remanded to judicial custody. Subsequently, the Accused has filed Criminal Miscellaneous case against the Complainant before the Session Judge, North 24 Parganas (the “**Session Court**”) and has been granted bail by the Session Court. An Investigating Officer with the Newtown Police Station has on February 29, 2024 filed a charge sheet against the Complainant. The matter is currently pending.

2. Samir Kumar Chatterjee (the “**Complainant**”), a retired chief manager of our Company, has on December 20, 2024 filed Writ Petition (Criminal) before the High Court of Jharkhand, Ranchi, against Coal India Limited and others (hereinafter collective referred to as “**Accused**”). The Complainant alleges that Accused has falsely implicated his son, Samrat Chatterjee, in First Information Report (F.I.R.) and wrongfully declared him persona non grata at Coal India Limited. The matter is currently pending.

*Pending actions by statutory or regulatory authorities against our Corporate Promoter*

1. Sai Wardha Power Limited (“**Informant**”) instituted an information dated November 11, 2013, bearing Case No. 88 of 2013, before the Competition Commission of India (“**CCI**”) against Coal India Limited and Western Coalfields Limited, alleging abuse of dominant position in the coal market by engaging in discriminatory pricing and restrictive supply conditions, in contravention of Section 4 of the Competition Act, 2002. Upon consideration of the material on record, the CCI, vide order dated October 27, 2014, held that Coal India Limited’s dominant position emanates from the statutory regime under the Coal Mines (Nationalization) Act, 1973, which envisages equitable distribution of coal in public interest. The CCI further concluded that Coal India Limited, notwithstanding its statutory and constitutional obligations and adherence to governmental policy directives, had indulged in abuse of dominant position, thereby contravening the provisions of Section 4(2)(a)(i) of the Competition Act, 2002. Aggrieved by the aforesaid order, Coal India Limited filed an appeal before the Competition Appellate Tribunal (the “**COMPAT**”) on December 5, 2014. The COMPAT, vide order dated December 9, 2016, dismissed the appeal and affirmed the findings recorded by the CCI. Aggrieved by this, the Coal India Limited has filed an appeal vide no. 2845 of 2017 before the Supreme Court of India. During the pendency of the matter, the Supreme Court, noting the pendency of other proceedings involving identical and analogous issues before the National Company Law Appellate Tribunal (the “**NCLAT**”) as of June 9, 2021, directed Coal India Limited to file a transfer application seeking consolidation of all such matters before the Supreme Court. In compliance, Coal India Limited filed the transfer application on March 22, 2023, pursuant to which the Supreme Court, by passing an order consolidated and transferred the pending matters from the NCLAT to itself. However, vide its order dated June 15, 2023, the Supreme Court retransferred all the cases to the NCLAT, with directions that the same be adjudicated independently on their respective merits. The Supreme Court further directed that Coal India Limited’s appeal shall similarly be disposed of on merits. The matter is currently pending.
2. Bijay Poddar, Kolkata (“**Informant**”) has on July 18, 2013 filed an information before the Competition Commission of India (the “**CCI**”) against Coal India Limited and its subsidiaries, alleging abuse of dominant position by Coal India Limited and its subsidiaries, which violates the provision of section 4(2)(a)(i) of the Competition Act, 2002. The Informant alleged that Coal India Limited had imposed unfair and discriminatory conditions in the sale of non-coking coal under its Spot E-Auction Scheme. Upon consideration, the CCI, vide order dated October 27, 2014, held Coal India Limited to be in abuse of its dominant position, in violation of the aforementioned provision. Aggrieved by the said order, Coal India



Limited preferred an appeal before the Competition Appellate Tribunal (the “**COMPAT**”) on December 5, 2014. The COMPAT, vide order dated March 20, 2017, dismissed the appeal, upheld the findings of the CCI, and directed Coal India Limited to amend the terms of its Spot E-Auction Scheme. Challenging the COMPAT’s decision, Coal India Limited filed an appeal before the Supreme Court of India. The Supreme Court, vide interim order dated May 5, 2017, granted a stay on the operation of the COMPAT order dated March 20, 2017. Subsequently, on February 18, 2019, the legal representative of Coal India Limited apprised the Supreme Court that an issue involving analogous provisions was pending adjudication in civil appeal, and that the outcome thereof would have a bearing on the present matter. Accordingly, the Supreme Court adjourned the proceedings. The matter is currently pending.

3. Maharashtra State Power Generation Company Limited and others (collectively, “**Informants**”) has filed an information under Section 19(1) read with section 4 of the Competition Act, 2002, before the Competition Commission of India (the “**CCI**”) against Coal India Limited and Mahanadi Coalfields Limited. The Informants alleged abuse of dominant position by Coal India Limited and its subsidiaries through the imposition of unfair and discriminatory conditions in the provisions of the Fuel Supply Agreement (the “**FSA**”), particularly relating to grade slippage, sampling methodology, supply of ungraded coal, compensation for stones and oversized coal, termination clauses, force majeure conditions, and the absence of bilateral negotiations with the counter-parties. Upon consideration, the CCI, vide order dated December 09, 2013, found Coal India Limited to be in contravention of Section 4(2)(a)(i) of the Competition Act, 2002 and imposed a penalty of ₹ 17,730 million. Aggrieved by the said order, the Coal India Limited preferred an appeal before the erstwhile Competition Appellate Tribunal (the “**COMPAT**”), inter alia contending that the principles of natural justice had been violated, as the members constituting the final bench of the CCI were not the same as those who had heard oral arguments. Acknowledging this procedural irregularity, the COMPAT, vide its order, set aside the CCI’s order dated December 9, 2013, and remanded the matter for de novo consideration by a duly constituted bench. Pursuant thereto, a fresh hearing was conducted by the CCI on May 17, 2016, and a revised order was passed on March 24, 2017, reiterating the earlier findings of abuse of dominant position by Coal India Limited. However, considering the remedial measures undertaken by Coal India Limited to improve the sampling process and amend certain provisions of the FSA, along with operational constraints arising from government directives, the CCI reduced the penalty to ₹ 5,910 million. Coal India Limited has challenged this revised order dated March 24, 2017 before the National Company Law Appellate Tribunal (the “**NCLAT**”). The NCLAT has granted a stay on the operation of the CCI’s order dated March 24, 2017. Subsequently, the Supreme Court of India, noting on June 9, 2021, that multiple matters involving identical or analogous facts were pending before the NCLAT, directed Coal India Limited to file a transfer application for consolidation of all such matters before the Supreme Court. In compliance, Coal India Limited filed the requisite transfer application on March 22, 2023, pursuant to which all pending cases were consolidated and transferred to the Supreme Court. Thereafter, vide order dated June 15, 2023, the Supreme Court retransferred all such matters to the NCLAT, directing that they be adjudicated independently on their respective merits. Further, Coal India Limited filed Interlocutory Applications on July 19, 2024, seeking leave to raise additional grounds before the NCLAT, including reliance on the Administrative Mechanism for Resolution of Central Public Sector Enterprise Disputes (the “**AMRCD**”) Guidelines for potential resolution of the dispute. These applications, along with the main matter, were listed on July 22, 2024, wherein the respondents contested the maintainability of such applications. The matter, along with the interlocutory applications, are currently pending.
4. Madhya Pradesh Power Generating Company Limited, West Bengal Power Development Corporation Limited, and the Sponge Iron Manufacturers Association (collectively, the “**Informants**”) filed separate information before the Competition Commission of India (the “**CCI**”) under Section 19(1) read with Section 4 of the Competition Act, 2002 against Coal India Limited and its subsidiaries. The Informants alleged that Coal India Limited and its subsidiaries abused their dominant position by imposing unfair and discriminatory terms in the Fuel Supply Agreements (the “**FSAs**”) without conducting any bilateral negotiations with thermal power producers (the “**TPPs**”) for finalizing the terms and conditions of the FSAs. Upon consideration, the CCI held that Coal India Limited was indeed in abuse of its dominant position in respect of the drafting and finalization of FSAs, grade declaration and review mechanisms, coal supplies under Memoranda of Understanding (MoUs), Delivery Dispute Quantity (DDQ) adjustments, and the supply of ungraded coal. However, the CCI refrained from imposing any monetary penalty, noting that a penalty for identical conduct had already been imposed in the Mahagenco case (Case No. 03 of 2012). Aggrieved by the findings, Coal India Limited preferred an appeal before the erstwhile Competition Appellate Tribunal (the “**COMPAT**”), which was tagged along with the Mahagenco appeal. Pursuant to remand directions in the Mahagenco matter, the CCI re-heard these information in 2016. Thereafter, the

CCI, vide order dated April 2017, reaffirmed its earlier findings and observations, extensively relying on the reasoning adopted in the Mahagenco order. No separate penalty was levied in view of the penalty imposed in the connected matter. Coal India Limited, dissatisfied with this decision, preferred an appeal before the National Company Law Appellate Tribunal (the “**NCLAT**”), where it remains pending. In addition, in another case, GHCL filed an information before the CCI against Coal India Limited and Western Coalfields Limited (“**WCL**”), alleging abuse of dominant position. The CCI’s findings in this case related to several aspects, including the terms and conditions of Letters of Assurance (LOAs), drafting processes of FSAs, reduction of Annual Contracted Quantity (ACQ) through MoUs, cumulative impact of MoUs and addenda to FSAs, extensions of Coal Guarantees (CG), security deposit provisions, sampling methodology, grade review mechanisms, and DDQ clauses. On June 9, 2021, the Supreme Court of India, while noting that several matters involving similar issues and overlapping facts were pending before the NCLAT, directed Coal India Limited to file a transfer application to consolidate these proceedings before the Supreme Court. In compliance, Coal India Limited filed the transfer application on March 22, 2023, following which all such cases were consolidated and transferred to the Supreme Court. Subsequently, by order dated June 15, 2023, the Supreme Court retransferred all matters back to the NCLAT with a direction that each matter be adjudicated on its individual merits. Further, on July 19, 2024, Coal India Limited filed Interlocutory Applications, seeking to raise additional grounds before the NCLAT, including placing reliance on the Administrative Mechanism for Resolution of Central Public Sector Enterprises Disputes (the “**AMRCD**”) Guidelines as an alternative framework for the resolution of the disputes. These applications, along with the main matters, were listed before the NCLAT on July 22, 2024, where the respondents opposed the maintainability of the said applications. However, no substantive determination was made on that date. The matters, including the interlocutory applications, are currently pending.

5. The Karnataka Power Corporation Limited (the “**Informant**”) filed an information on February 10, 2017 before the Competition Commission of India (the “**CCI**”) under Section 19(1)(a) read with Section 4 of the Competition Act, 2002, against Coal India Limited and others (collectively, the “**Respondents**”). The Informant alleged that the Respondents abused their dominant position in the coal supply market by imposing unfair and discriminatory conditions in the sale of coal. Specifically, the Informant contended that the Fuel Supply Agreements (the “**FSAs**”) executed by Coal India Limited contained unilateral and non-negotiable clauses, including fixed pricing structures and restrictive terms governing coal sampling procedures, resulting in the consistent supply of lower-grade coal. These practices, it was alleged, amounted to a contravention of Section 4(2)(a)(i) of the Competition Act, 2002. Upon consideration, the CCI, vide order dated March 16, 2018, dismissed the information, holding that the issues raised by the Informant had already been adjudicated upon in the earlier Mahagenco case, and did not warrant separate intervention. Aggrieved by the said order, the Informant filed an appeal before the National Company Law Appellate Tribunal (the “**NCLAT**”), New Delhi, challenging the dismissal of its information and seeking appropriate relief. Subsequently, on March 22, 2023, the Supreme Court of India passed an order noting that several matters involving similar facts and issues were pending before the NCLAT. Accordingly, the Court directed consolidation of these matters and their transfer from the NCLAT to the Supreme Court for comprehensive adjudication. Thereafter, by order dated June 15, 2023, the Supreme Court retransferred all such matters, including the instant appeal, back to the NCLAT with a direction that the cases be heard and decided on their own merits. The matter is currently pending.

*Pending material civil proceedings by our Corporate Promoter*

1. Mahanadi Coalfields Limited (the “**Petitioner**”) has filed a writ petition before the High Court of Orissa at Cuttack (the “**Orissa High Court**”) against the State of Odisha and others, challenging the legislative competence of the State to impose a tax on coal-bearing lands under the provisions of the Orissa Rural Infrastructure and Socio-Economic Development Act, 2004 (the “**ORISED Act**”). The principal issue for consideration before the Orissa High Court was the interplay between the Coal Bearing Areas (Acquisition and Development) Act, 1957 (the “**CBA Act**”), a central legislation enacted to regulate the acquisition, development, and management of coal-bearing areas by vesting both land ownership and mineral rights with the Central Government and its instrumentalities, and the taxing powers of the State Legislature under the Constitution of India. It was contended that the imposition of a 15% tax on coal-bearing lands by the State Government under the ORISED Act was ultra vires, as the field stood occupied by the Central Government under the CBA Act, leaving no scope for the State Legislature to levy such a tax. The Orissa High Court, vide its judgment dated December 5, 2005, upheld the challenge and declared the provisions of the ORISED Act imposing the tax as unconstitutional, being beyond the legislative competence of the State, and struck it down as ultra vires. Aggrieved by the said judgment, the State of Odisha has filed a civil appeal before the Supreme Court of India, wherein the constitutional validity of the ORISED Act and the extent of the State’s taxing powers vis-à-vis lands vested in the Central Government under the CBA

Act remain under judicial scrutiny. The monetary implication involved in the matter is approximately ₹ 312,278 million. The matter is currently pending.

*Pending material civil proceedings against our Corporate Promoter*

Nil

*Disciplinary actions including penalties imposed by SEBI or a stock exchange in the last five Fiscals against our Corporate Promoter*

1. Coal India Limited has received various notices from NSE & BSE imposing fine cumulatively amounting to ₹ 32.39 million (including GST), in respect of non-compliance of Regulations 17, 18, 19, 20 and 21 of SEBI Listing Regulations due to non-availability of adequate numbers of independent directors on the Board of Coal India Limited. As directors of Coal India Limited are appointed by the Ministry of Coal, Government of India, Coal India Limited has requested the stock exchanges to waive the fines and penalties imposed. Pursuant to the request, NSE has waived the fine of ₹ 3.38 million while BSE has waived the fine of 1.41 million and the remaining fine is pending.

*Pending tax proceedings against our Corporate Promoter*

Nature of case	Number of cases	Amount in dispute/demand (in ₹ million)
Direct tax	13	1,422.40
Indirect tax	1	1.37
<b>Total</b>	<b>14</b>	<b>1,423.77</b>

**Litigation involving our KMPs**

**Pending litigation involving our KMPs**

*Pending criminal proceedings initiated by our KMPs*

Nil

*Pending criminal proceedings initiated against our KMPs*

1. The State of Jharkhand, acting through Labour Enforcement Officer has filed a complaint before the Chief Judicial Magistrate, Dhanbad in an Industrial Dispute case pursuant to which the Chief Judicial Magistrate, Dhanbad has taken cognisance against Bani Kumar Parui employee of our Company for an offence under section 29 of the Industrial Dispute Act, 1947. The employee has filed an appeal before the High Court of Jharkhand at Ranchi for the quashing of the order passed by the Chief Judicial Magistrate, Dhanbad. The matter is currently pending.
2. For details of pending criminal proceedings initiated against our KMPs, please see “– Pending criminal proceedings initiated against our Company.”

*Pending actions by statutory or regulatory authorities against our KMPs*

For details of pending actions by statutory or regulatory authorities against our KMPs, please see “– Pending actions by statutory or regulatory authorities against our Company.”

**Litigation involving our SMPs**

*Pending criminal proceedings initiated by our SMPs*

Nil

*Pending criminal proceedings initiated against our SMPs*

1. Pursuant to an incident which occurred at the Gopalichak Mine, PB Area, resulting in the fatality of one individual, an enquiry conducted by the Directorate General of Mines Safety (“DGMS”) and proceedings have been initiated against Gopal Krishna Mehata for alleged non-compliance with certain provisions of

the Coal Mines Regulations, 1957. Gopal Krishna Mehata has contested the allegations and the matter is currently pending.

2. A complaint has been filed by the District Mining Officer under Sections 4(1A) and 21 of the Mines and Minerals (Development and Regulation) Act, 1957, alleging non-synchronisation of 76 RR challans and rake data on the JIMMS portal during February 2023. The case is currently pending before the District Court, Dhanbad.
3. A complaint has been filed against Nikhil B. Trivedi under Sections 30(c) and 63 of the Indian Forest Act, 1927. The case is currently pending before the District Court, Dhanbad.
4. A complaint has been filed against Nirjhar Chakraborty alleging illegal dumping of overburden (“OB”) on forest land, under Sections 30(c) and 33 of the Indian Forest Act, 1927. The matter is pending before the District Court, Dhanbad. Nirjhar Chakraborty has filed an appeal against the order passed in relation to the alleged violations, and the appeal proceedings are currently pending.
5. A complaint has been filed against Pranab Das by the Government of India, through the Inspector of Mines (also designated as Deputy Director of Mines Safety – Mechanical), under Section 200 of the Code of Criminal Procedure for alleged offences under Sections 72A and 72C(1)(a) of the Mines Act, 1952. The case is currently pending before the District Court, Dhanbad.
6. Proceedings have been initiated against Tuneshwar Paswan by the District Mining Officer for alleged violations of Section 4(1A) of the Mines and Minerals (Development and Regulation) Act, 1957 and Rules 9 and 10 of the Jharkhand Minerals (Prevention of Illegal Mining, Transportation and Storage) Rules, 2017. The matter is currently pending before the District Court, Dhanbad.
7. A complaint has been filed against Rajeev Ranjan Karn and another (“Accused”) alleging dishonest and fraudulent filing of ITR for assessment year 2014-15 by showing lesser gross total income and taxable income than actual by inflating deductions under the Income Tax Act causing a wrongful loss of ₹ 87,520 to the Income Tax Department and a corresponding wrongful gain to the Accused. Therefore, an offence under sections 120B and 420 of the IPC were registered against the Accused. The matter is currently pending before the Chief Judicial Magistrate, Dhanbad.
8. For details of pending criminal proceedings initiated against our SMPs, please see “– Pending criminal proceedings initiated against our Company.”

#### *Pending actions by statutory or regulatory authorities against our SMPs*

For details of pending actions by statutory or regulatory authorities against our SMPs, please see “– Pending actions by statutory or regulatory authorities against our Company.”

#### **Outstanding Dues to Creditors**

In accordance with the Materiality Policy, a creditor has been considered ‘material’ if the amount due to such creditor by our Company is equal to or in excess of ₹1,432.52 million, being 5% of the total trade payables of our Company as on September 30, 2025 (“**Material Creditor(s)**”) as per the Restated Financial Information.

As of September 30, 2025, in accordance with the Materiality Policy, the outstanding dues to Material Creditors, MSME (as defined under section 2 of the Micro, Small and Medium Enterprises Development Act, 2006) and other creditors is as follows:

Sr. No.	Type of creditor	No. of creditors	Amount outstanding (in ₹ million)
1.	Dues to micro, small and medium enterprises	27	57.51
2.	Dues to Material Creditors	3	21,679.59
3.	Dues to other creditors	1,123	6,913.31
<b>Total</b>		<b>1,153</b>	<b>28,650.41</b>

*As certified by Nag & Associates, Chartered Accountants, pursuant to their certificate dated January 2, 2026.*

The details pertaining to outstanding dues to the Material Creditors along with names and amounts involved for each such Material Creditor are available on the website of our Company at [www.bcclweb.in](http://www.bcclweb.in).

It is clarified that such details available on our Company's website do not form a part of this Red Herring Prospectus and should not be deemed to be incorporated by reference. Anyone placing reliance on any source of information including our Company's website, would be doing so at their own risk.

### **Material Developments**

Except as disclosed in "*Management's Discussion and Analysis of Financial Condition and Results of Operations – Significant Developments after September 30, 2025 that may affect our future results of operations*" on page 460 and elsewhere in this Red Herring Prospectus, there have not arisen, since the date of the last financial information disclosed in this Red Herring Prospectus, any circumstances which materially and adversely affect, or are likely to affect, our operations, our profitability taken as a whole or the value of our assets or our ability to pay our liabilities within the next 12 months

## GOVERNMENT AND OTHER APPROVALS

*Our Company has received the necessary material consents, licenses, permissions, registrations and approvals from the Government of India, various governmental agencies and other statutory and/ or regulatory authorities required for carrying out our present business activities. Unless otherwise stated, these approvals or licenses are valid as of the date of this Red Herring Prospectus. Certain licenses/ approvals may have expired in their normal course and our Company has either made applications to the appropriate authorities for such licenses/ approvals, or is in the process of making such applications. For further details in connection with the applicable regulatory and legal framework, please see the section titled “Key Regulations and Policies in India” on page 253.*

### **Approvals relating to the Offer**

For the approvals and authorisations obtained by our Company in relation to the Offer, see “Other Regulatory and Statutory Disclosures – Authority for the Offer” on page 482.

### ***Incorporation details of our Company***

1. Certificate of incorporation dated January 01, 1972, issued by the RoC to our Company, in the name of ‘Bharat Coking Coal Limited’
2. The CIN of our Company is U10101JH1972GOI000918
3. Fresh certificate of incorporation dated May 7, 2025, consequent upon conversion into a public limited company issued to our Company by the Registrar of Companies, Central Processing Centre.

### **Material Approvals obtained by our Company in relation to our business and operations**

We require various approvals to carry on our business in India. Some of these may expire in the ordinary course of business and applications for renewal of these approvals are submitted in accordance with applicable procedures and requirements as disclosed below. We have received the following approvals which are material and necessary for carrying on the business and operations of our Company:

#### ***1. Tax related approvals***

- (a) Permanent Account Number AAACB7934M, issued by the Income Tax Department, Government of India.
- (b) Our Company has obtained GST registration certificates issued by the Government of India and the State Governments for GST payments in the states where our business operations are situated. The central and state GST identification numbers for Jharkhand and West Bengal, where our registered office and Area office/ Administrative office are located are 20AAACB7934MFZB and 19AAACB7934M2Z7, respectively.
- (c) Tax Deduction Account Number RCHB00369F, issued by the Income Tax Department, Government of India.
- (d) Registrations under the applicable professional tax statutes in various states where business operations are situated.

#### ***2. Labour related approvals***

- (a) Registration under Contract Labour (Regulation and Abolition) Act, 1970;
- (b) Registration under the Coal Mines Provident Fund and Miscellaneous Provisions Act, 1948;

#### ***3. Material approvals in relation to our mines and washeries***

We are required to obtain various approvals and licenses under various laws, rules and regulations in relation to our mines and washeries. The approvals and licenses are required to be obtained at various stages for

operating such mines and washeries. Set forth below are the material approvals required by us in relation to our mines and washeries:

- (a) Mining Rights under the Coking Coal Mines (Nationalisation) Act, 1972 and the Coal Mines (Nationalization) Act, 1973;
- (b) Environmental Clearance certificates issued by the Ministry of Environment, Forest and Climate Change (Impact Assessment Division);
- (c) Clearance from the Department of Forest, Ministry of Environment, Forest and Climate Change;
- (d) Clearance from the Central Ground Water Authority for the extraction of ground water;
- (e) Consents to operate under the Air (Prevention and Control of Pollution) Act, 1981, and the Water (Prevention and Control of Pollution) Act, 1974 issued by the respective Pollution Control Board of the states where our mines and washeries are located;
- (f) Consent to establish under Air (Prevention and Control of Pollution) Act, 1981, and the Water (Prevention and Control of Pollution) Act, 1974;
- (g) Approvals from the Director General Mines and Safety;
- (h) License to possess and use of explosives from Petroleum and Explosives Safety Organisations;
- (i) Registration under the Factories Act, 1948;
- (j) Registration under the Shops and Establishments Act.

#### **4. Intellectual property related approvals**

Our logo and name have not been registered as trademarks as on the date of this Red Herring Prospectus. For details in relation to the application made by us in relation to our intellectual property related approvals, please see “-Material approvals applied for but not received” on page 479

For risks associated with our intellectual property, see “Risk Factors – We do not own our corporate trademark, name or logo, and our logo and name have not been registered as trademarks. Accordingly, our ability to use our name or logo may be impaired. If we are unable to protect our intellectual property rights, our business, results of operations and financial condition may be adversely affected. As part of our operations, we might infringe upon the intellectual property rights of others and any misappropriation of our intellectual property could harm our competitive position” on page 62.

#### **Material approvals applied for but not received**

Given the nature of our operations, our Company requires certain approvals and licenses that expire in the ordinary course of business and we apply for their renewals on a regular basis. Further, our Company also in its ordinary course of business makes applications for approvals and licenses for blocks of mines which we propose to operate post receipt of such approval. Set forth below are the material approvals applied for but not received as of the date of this Red Herring Prospectus, that are required in relation to our ongoing business operations:

- a) Application for registration of our logo as a trademark under class 37 and class 4 with the Trademarks Registry and the status of both is “Formalities Check Pass”;
- b) Applications for no objection certificate for groundwater abstraction under the Environment (Protection) Act, 1986 for certain of our facilities;
- c) Application for issuance of fire safety no objection certificate for our Registered and Corporate Office.

#### **Material Approvals expired and renewal to be applied for**

As on the date of this Red Herring Prospectus, there are no material approvals which have expired and for which renewal applications are yet to be made by our Company, as on the date of this Red Herring Prospectus.

#### **Material Approvals required but not obtained or applied for**

There are no material approvals which are required for our business operations but which have not been obtained or for which applications are yet to be made by our Company, as on the date of this Red Herring Prospectus.

We cannot assure you that such approvals and licenses will be granted or renewed in a timely manner or will not be cancelled or withdrawn by the relevant governmental or regulatory authorities. Failure to obtain or renew such approvals and licenses in a timely manner would make our operations non-compliant with applicable laws and may result in the imposition of penalties by relevant authorities. For further details, please see “*Risk factors - Failure to obtain or renew approvals, licenses, registrations and permits to operate our business in a timely manner, or at all, may adversely affect our business, financial condition, results of operations and cash flows.*” on page 60.



## **OUR GROUP COMPANIES**

In terms of Schedule VI, Part A, Paragraph 13(A) of the SEBI ICDR Regulations, our Company has not identified any group companies of our Company.

## OTHER REGULATORY AND STATUTORY DISCLOSURES

### Authority for the Offer

Our Board has approved the Offer pursuant to a resolution dated May 27, 2025. The Draft Red Herring Prospectus has been approved by our Board pursuant to its resolution dated May 30, 2025. This Red Herring Prospectus was approved by our Board pursuant to its resolution dated January 2, 2026.

The Promoter Selling Shareholder has confirmed and approved its participation in the Offer for Sale and has also authorized the sale of the Offered Shares in the Offer for Sale as set out below:

Name of Selling Shareholder	Maximum number of Offered Shares	Date of resolution or other corporate authorization	Date of consent letter
Coal India Limited	465,700,000 Equity Shares of face value ₹ 10 each aggregating up to ₹ [●] million	May 21, 2025	May 22, 2025

Our Board has taken on record the consent and authorisation of the Promoter Selling Shareholder for participation in the Offer for Sale, pursuant to a resolution dated May 27, 2025.

The Equity Shares being offered by the Promoter Selling Shareholder in the Offer for Sale have been held by them for a period of at least one year prior to the filing of the Draft Red Herring Prospectus with SEBI, calculated in the manner as set out under Regulation 8 of the SEBI ICDR Regulations and are eligible for being offered in the Offer for Sale.

The Equity Shares proposed to be offered by the Promoter Selling Shareholder in the Offer for Sale are free from any lien, encumbrance, transfer restrictions or third-party rights.

Our Company has received in-principle approvals from the BSE and the NSE for the listing of the Equity Shares pursuant to letters each dated September 3, 2025.

### Prohibition by the SEBI or other Governmental Authorities

Our Company, our Directors, the Promoters (the persons in control of our Company) and the members of Promoter Group are not debarred from accessing the capital market or debarred from buying, selling or dealing in securities under any order or direction passed by the SEBI or any securities market regulator in any other jurisdiction or any other authority/court.

The Promoter Selling Shareholder confirms that it is not debarred from accessing the capital markets or debarred from buying, selling, or dealing in securities under any order or direction passed by the SEBI or any securities market regulator in any other jurisdiction or any other authority/ court.

None of the companies with which our Promoters and Directors are associated with as promoters, directors or persons in control have been debarred from accessing capital markets under any order or direction passed by the SEBI or any other authorities.

None of our Company or our Promoters or Directors have been identified as a Wilful Defaulter or Fraudulent Borrowers.

Our Promoters and Directors have not been declared as fugitive economic offenders under section 12 of the Fugitive Economic Offenders Act, 2018.

There are no outstanding warrants, options or rights to convert debentures, loans or other instruments convertible into, or which would entitle any person any option to receive Equity Shares, as on the date of this Red Herring Prospectus.

### Directors associated with securities market

None of our Directors are associated with the securities market in any manner and no outstanding action has been initiated against our Directors by SEBI in the five years preceding the date of this Red Herring Prospectus.

## Confirmation under Companies (Significant Beneficial Owners) Rules, 2018

Our Corporate Promoter, Coal India Limited, along with its nominees, currently holds 100.0% of the pre-Offer paid-up equity share capital of our Company. Section 89 of the Companies Act, 2013, which deals with declaration in respect of beneficial interest in any share, is not applicable to the government companies. Accordingly, the Companies (Significant Beneficial Ownership) Rules, 2018 ("**SBO Rules**") are not applicable to us in terms of Rule 8 of the SBO Rules

### Eligibility for the Offer

Our Company is eligible for the Offer in accordance with Regulation 6(1) of the SEBI ICDR Regulations, and is in compliance with the conditions specified therein as disclosed below:

- Our Company has net tangible assets of at least ₹ 30.00 million, calculated on a restated basis, in each of the preceding three full years (of 12 months each), i.e., as at and for the Financial Years 2025, 2024 and 2023.
- Our Company has an average operating profit of ₹150.00 million, calculated on a restated basis, during the preceding three years (of 12 months each), i.e., as at and for the Financial Years 2025, 2024 and 2023 with operating profit in each of these preceding three financial years.
- Our Company has a net worth of at least ₹10.00 million, calculated on a restated basis in each of the preceding three full years (of 12 months each), i.e., as at and for the Financial Years 2025, 2024 and 2023; and
- Our Company has not changed its name in the year immediately preceding the date of this Red Herring Prospectus.

Our Company's net tangible assets, operating profit and net worth derived from the Restated Financial Information included in this Red Herring Prospectus as at, and for the three immediately preceding Financial Years are disclosed below.

### Derived from the Restated Financial Information

(in ₹ million)			
Particulars	Financial year ended March 31, 2025	Financial year ended March 31, 2024	Financial year ended March 31, 2023
Net Tangible Assets <sup>(1)</sup>	64,532.40	53,090.60	37,882.20
Operating Profit <sup>(2)</sup>	11,763.00	17,468.30	1,913.70
Average Operating Profit	10,381.67		
Net Worth, as restated <sup>(3)</sup>	65,512.30	53,554.70	37,910.10

*'Source: Restated Statement of Assets and Liabilities and Restated Statement of Profit and Loss of the Company as included in this Red Herring Prospectus under the section "Restated Financial Information".*

Notes:

<sup>(1)</sup> The net tangible assets, as defined under Regulation 2(1) of ICDR Regulations, means the sum of all net assets of the Company, excluding intangible assets as defined in Indian Accounting Standard (Ind AS) 38.

<sup>(2)</sup> 'Operating Profit' has been calculated as profit before tax add finance cost and less other income.

<sup>(3)</sup> 'Net worth' means the aggregate value of the paid-up share capital and all reserves created out of the profits and securities premium account and debit or credit balance of profit and loss account, after deducting the aggregate value of the accumulated losses, deferred expenditure and miscellaneous expenditure not written off, but does not include reserves created out of revaluation of assets, write-back of depreciation and amalgamation.

We are currently eligible to undertake the Offer as per Rule 19(2)(b) of the SCRR read with Regulations 6(1) of the SEBI ICDR Regulations.

Further, in accordance with Regulation 49(1) of the SEBI ICDR Regulations, our Company and the Promoter Selling Shareholder shall ensure that the number of prospective Allottees to whom the Equity Shares will be Allotted shall not be less than 1,000, failing which the entire application monies shall be refunded in accordance with the SEBI ICDR Regulations and timelines specified under other applicable laws. The Promoter Selling Shareholder shall be liable to reimburse our Company for any interest paid by it on behalf of the Promoter Selling Shareholder on account of any delay with respect to Allotment of the Offered Shares offered by the Promoter

Selling Shareholder in the Offer for Sale, or otherwise.

Our Company is in compliance with conditions specified in Regulations 5 and 7(1) of the SEBI ICDR Regulations to the extent applicable and will ensure compliance with Regulation 7(2) of the SEBI ICDR Regulations.

- a. Neither our Company, our Promoters, members of our Promoter Group, the Promoter Selling Shareholder or our Directors are debarred from accessing the capital markets by the SEBI;
- b. None of our Promoters or Directors are promoters or directors of companies which are debarred from accessing the capital markets by the SEBI;
- c. Neither our Company nor our Promoters or Directors are categorised as a Wilful Defaulter or a Fraudulent Borrower;
- d. Neither our Promoters nor our Directors have been declared a fugitive economic offender (in accordance with Section 12 of the Fugitive Economic Offenders Act, 2018);
- e. There are no outstanding convertible securities of our Company or any other right which would entitle any person with any option to receive Equity Shares of our Company as on the date of filing of this Red Herring Prospectus;
- f. Our Company, along with the Registrar to the Offer, has entered into tripartite agreements dated May 8, 2025 and May 23, 2025 with NSDL and CDSL, respectively, for dematerialization of the Equity Shares;
- g. The Equity Shares of our Company held by our Promoters are in dematerialised form;
- h. The Equity Shares are fully paid-up and there are no partly paid-up Equity Shares as on the date of filing of this Red Herring Prospectus; and
- i. There is no requirement for us to make firm arrangements of finance under Regulation 7(1)(e) of the SEBI ICDR Regulations through verifiable means towards at least 75% of the stated means of finance.

#### **Disclaimer Clause of SEBI**

**IT IS TO BE DISTINCTLY UNDERSTOOD THAT SUBMISSION OF THE DRAFT RED HERRING PROSPECTUS TO SEBI SHOULD NOT, IN ANY WAY, BE DEEMED OR CONSTRUED TO MEAN THAT THE SAME HAS BEEN CLEARED OR APPROVED BY SEBI. SEBI DOES NOT TAKE ANY RESPONSIBILITY EITHER FOR THE FINANCIAL SOUNDNESS OF ANY SCHEME OR THE PROJECT FOR WHICH THE OFFER IS PROPOSED TO BE MADE OR FOR THE CORRECTNESS OF THE STATEMENTS MADE OR OPINIONS EXPRESSED IN THE DRAFT RED HERRING PROSPECTUS. THE BOOK RUNNING LEAD MANAGERS, BEING IDBI CAPITAL MARKETS & SECURITIES LIMITED AND ICICI SECURITIES LIMITED HAVE CERTIFIED THAT THE DISCLOSURES MADE IN THE DRAFT RED HERRING PROSPECTUS ARE GENERALLY ADEQUATE AND ARE IN CONFORMITY WITH THE SECURITIES AND EXCHANGE BOARD OF INDIA (ISSUE OF CAPITAL AND DISCLOSURE REQUIREMENTS) REGULATIONS, 2018. THIS REQUIREMENT IS TO FACILITATE INVESTORS TO TAKE AN INFORMED DECISION FOR MAKING AN INVESTMENT IN THE PROPOSED OFFER.**

**IT SHOULD ALSO BE CLEARLY UNDERSTOOD THAT WHILE THE COMPANY IS PRIMARILY RESPONSIBLE FOR THE CORRECTNESS, ADEQUACY AND DISCLOSURE OF ALL RELEVANT INFORMATION IN THE DRAFT RED HERRING PROSPECTUS AND THE PROMOTER SELLING SHAREHOLDER ARE, SEVERALLY AND NOT JOINTLY, RESPONSIBLE ONLY FOR THE STATEMENTS SPECIFICALLY CONFIRMED OR UNDERTAKEN BY THEM IN THE DRAFT RED HERRING PROSPECTUS IN RELATION TO THEMSELVES FOR THE RESPECTIVE PORTION OF THE EQUITY SHARES BEING OFFERED BY THEM IN THE OFFER FOR SALE, THE BOOK RUNNING LEAD MANAGERS ARE EXPECTED TO EXERCISE DUE DILIGENCE TO ENSURE THAT THE COMPANY AND THE PROMOTER SELLING SHAREHOLDER DISCHARGE THEIR RESPECTIVE RESPONSIBILITIES ADEQUATELY IN THIS BEHALF AND TOWARDS THIS PURPOSE, THE BRLMS, BEING IDBI CAPITAL MARKETS & SECURITIES LIMITED AND ICICI SECURITIES LIMITED, HAVE FURNISHED TO SEBI, A DUE DILIGENCE CERTIFICATE DATED**

**MAY 30, 2025 IN THE FORMAT PRESCRIBED UNDER SCHEDULE V(FORM A) OF THE SECURITIES AND EXCHANGE BOARD OF INDIA (ISSUE OF CAPITAL AND DISCLOSURE REQUIREMENTS) REGULATIONS, 2018.**

**THE FILING OF THE DRAFT RED HERRING PROSPECTUS DOES NOT, HOWEVER, ABSOLVE THE COMPANY FROM ANY LIABILITIES UNDER THE COMPANIES ACT, 2013, OR FROM THE REQUIREMENT OF OBTAINING SUCH STATUTORY OR OTHER CLEARANCES AS MAY BE REQUIRED FOR THE PURPOSE OF THE PROPOSED OFFER. SEBI FURTHER RESERVES THE RIGHT TO TAKE UP, AT ANY POINT OF TIME, WITH THE BOOK RUNNING LEAD MANAGERS ANY IRREGULARITIES OR LAPSES IN THE DRAFT RED HERRING PROSPECTUS.**

Except the exemptions applied and/or granted by SEBI as provided in “*Summary of the Offer Document – Exemption from complying with any provisions of securities laws, if any, granted by SEBI*” on page 32, all applicable legal requirements pertaining to the Offer have been complied with at the time of filing of this Red Herring Prospectus with the RoC in terms of Section 32 of the Companies Act, 2013. Except the exemptions applied and/or granted by SEBI as provided in “*Summary of the Offer Document – Exemption from complying with any provisions of securities laws, if any, granted by SEBI*” on page 32, all applicable legal requirements pertaining to the Offer will be complied with at the time of filing of the Prospectus with the RoC, including in terms of Sections 26, 32, 33(1) and 33(2) of the Companies Act, 2013.

**Disclaimer from our Company, our Directors, the Promoter Selling Shareholder and the Book Running Lead Managers**

Our Company, the Directors, the Promoter Selling Shareholder and the BRLMs accept no responsibility for statements made otherwise than in this Red Herring Prospectus or in the advertisements or any other material issued by or at our Company’s instance. Anyone placing reliance on any other source of information, including our Company’s website, [www.bcclweb.in](http://www.bcclweb.in) or any website of any affiliates of our Company would be doing so at his or her own risk.

The Promoter Selling Shareholder is providing information in this Red Herring Prospectus only in relation to itself as a selling shareholder and the Offered Shares, and the Promoter Selling Shareholder, including its directors, partners, affiliates, associates and officers, accepts and/or undertakes no responsibility for any statements made or undertakings provided, including without limitation, any statement made by or in relation to our Company or its business, other than those specifically undertaken or confirmed by the Promoter Selling Shareholder, in relation to itself and the Offered Shares in this Red Herring Prospectus.

The BRLMs accept no responsibility, save to the limited extent as provided in the Offer Agreement and as will be provided in the Underwriting Agreement.

All information, to the extent required in relation to the Offer, shall be made available by our Company, the Promoter Selling Shareholder and the BRLMs to the public and investors at large and no selective or additional information would be made available by our Company, the Promoter Selling Shareholder and the BRLMs for a section of the investors in any manner whatsoever including at road show presentations, in research or sales reports, at Bidding Centres or elsewhere.

Neither our Company nor the Promoter Selling Shareholder or any member of the Syndicate is liable for any failure in uploading the Bids due to faults in any software/ hardware system or otherwise; the blocking of Bid Amount in the ASBA Account on receipt of instructions from the Sponsor Bank(s) on account of any errors, omissions or non-compliance by various parties involved in, or any other fault, malfunctioning or breakdown in, or otherwise, in the UPI Mechanism.

Bidders will be required to confirm and will be deemed to have represented to our Company, the Promoter Selling Shareholder, the Underwriters, the BRLMs and their respective directors, officers, agents, affiliates and representatives that they are eligible under all applicable laws, rules, regulations, guidelines and approvals to acquire the Equity Shares and will not issue, sell, pledge or transfer the Equity Shares to any person who is not eligible under any applicable laws, rules, regulations, guidelines and approvals to acquire the Equity Shares. Our Company, the Underwriters, the BRLMs and their respective directors, officers, agents, affiliates and representatives accept no responsibility or liability for advising any investor on whether such investor is eligible to acquire the Equity Shares.

The BRLMs and their respective associates and affiliates in their capacity as principals or agents may engage in transactions with, and perform services for, our Company, the Promoters, Promoter Group and the Promoter Selling Shareholder and their respective directors and officers, affiliates, associates or third parties in the ordinary course of business and have engaged, or may in the future engage, in commercial banking and investment banking transactions with our Company, the Promoter, the Promoter Group, the Promoter Selling Shareholder and their respective directors and officers, affiliates, associates or third parties, for which they have received, and may in the future receive, compensation.

### **Disclaimer in Respect of Jurisdiction**

Any dispute arising out of the Offer will be subject to the jurisdiction of appropriate court(s) in Jharkhand only.

The Offer is being made in India to persons resident in India (including Indian nationals resident in India who are competent to contract under the Indian Contract Act, 1872, HUFs, companies, corporate bodies and societies registered under the applicable laws in India and authorised to invest in equity shares, domestic Mutual Funds registered with the SEBI, Indian financial institutions, commercial banks, regional rural banks, co-operative banks (subject to RBI permission), or trusts under applicable trust law and who are authorised under their constitution to hold and invest in shares, state industrial development corporations, permitted insurance companies registered with IRDAI, public financial institutions as specified in Section 2(72) of the Companies Act, 2013, permitted provident funds with a minimum corpus of ₹ 250 million (subject to applicable law) and pension funds (registered with the Pension Fund Regulatory and Development Authority established under Section 3(1) of the Pension Fund Regulatory and Development Authority Act, 2013, subject to applicable laws, with minimum corpus of ₹ 250 million), National Investment Fund, insurance funds set up and managed by the army and navy or air force of Union of India and insurance funds set up and managed by the Department of Posts, India registered with the Insurance Regulatory and Development Authority of India, systemically important NBFCs registered with the RBI and permitted Non-Residents including FPIs and Eligible NRIs, AIFs and other eligible foreign investors, if any, provided that they are eligible under all applicable laws and regulations to purchase the Equity Shares. This Red Herring Prospectus does not constitute an offer to sell or an invitation to subscribe to Equity Shares offered hereby, in any jurisdiction to any person to whom it is unlawful to make an offer or invitation in such jurisdiction. Any person into whose possession this Red Herring Prospectus comes is required to inform him or herself about, and to observe, any such restrictions.

Neither the delivery of this Red Herring Prospectus nor the offer of the Offered Shares shall, under any circumstances, create any implication that there has been no change in the affairs of our Company since the date of this Red Herring Prospectus or that the information contained herein is correct as of any time subsequent to this date.

Invitations to subscribe to or purchase the Equity Shares in the Offer will be made only pursuant to this Red Herring Prospectus if the recipient is in India or the preliminary offering memorandum for the Offer, which comprises this Red Herring Prospectus and the preliminary international wrap for the Offer, if the recipient is outside India.

**No person outside India is eligible to Bid for Equity Shares in the Offer unless that person has received the preliminary offering memorandum for the Offer, which contains the selling restrictions for the Offer outside India.**

Bidders are advised to ensure that any Bid from them does not exceed the investment limits or maximum number of Equity Shares that can be held by them under applicable law.

### **Eligibility and Transfer Restrictions**

**The Equity Shares offered in the Offer have not been and will not be registered under the U.S. Securities Act, as amended, or any state securities laws in the United States, and unless so registered may not be offered or sold within the United States, except pursuant to an exemption from, or in a transaction not subject to, the registration requirements of the U.S. Securities Act and applicable state securities laws. Accordingly, such Equity Shares are being offered and sold (i) outside of the United States in offshore transactions in reliance on Regulation S under the U.S. Securities Act and the applicable laws of the jurisdiction where those offers and sales occur; and (ii) within the United States to “qualified institutional buyers” (as defined in Rule 144A under the U.S. Securities Act), pursuant to the private placement exemption set out in Section 4(a) of the U.S. Securities Act.**

Bidders are advised to ensure that any Bid from them does not exceed investment limits or maximum number of Equity Shares that can be held by them under applicable law. Further, each Bidder where required must agree in the Allotment Advice that such Bidder will not sell or transfer any Equity Shares or any economic interest therein, including any offshore derivative instruments, such as participatory notes, issued against the Equity Shares or any similar security, other than in accordance with applicable laws.

#### **Disclaimer clause of BSE**

As required, a copy of the Draft Red Herring Prospectus was submitted to BSE. The disclaimer clause as intimated by BSE to our Company, post scrutiny of the Draft Red Herring Prospectus, vide its in-principle approval dated September 03, 2025, is as follows:

*“BSE Limited (**“the Exchange”**) has given vide its letter dated September 03, 2025 permission to this Company to use the Exchange’s name in this offer document as one of the stock exchanges on which this company’s securities are proposed to be listed. The Exchange has scrutinized this offer document for its limited internal purpose of deciding on the matter of granting the aforesaid permission to this Company. The Exchange does not in any manner:*

- a. warrant, certify or endorse the correctness or completeness of any of the contents of this offer document; or*
- b. warrant that this Company’s securities will be listed or will continue to be listed on the Exchange; or*
- c. take any responsibility for the financial or other soundness of this Company, its promoters, its management or any scheme or project of this Company.*

*and it should not for any reason be deemed or construed that this offer document has been cleared or approved by the Exchange. Every person who desires to apply for or otherwise acquires any securities of this Company may do so pursuant to independent inquiry, investigation and analysis and shall not have any claim against the Exchange whatsoever by reason of any loss which may be suffered by such person consequent to or in connection with such subscription/acquisition whether by reason of anything stated or omitted to be stated herein or for any other reason whatsoever.”*

#### **Disclaimer clause of the NSE**

As required, a copy of the Draft Red Herring Prospectus was submitted to the NSE. The disclaimer clause as intimated by NSE to our Company, post scrutiny of the Draft Red Herring Prospectus, vide its in-principle approval dated September 03, 2025, is as follows:

*“As required, a copy of this Offer Document has been submitted to National Stock Exchange of India Limited (hereinafter referred to as NSE). NSE has given vide its letter Ref.: NSE/LIST/5486 dated September 03, 2025, permission to the Issuer to use the Exchange’s name in this Offer Document as one of the Stock Exchanges on which this Issuer’s securities are proposed to be listed. The Exchange has scrutinized this draft offer document for its limited internal purpose of deciding on the matter of granting the aforesaid permission to this Issuer. It is to be distinctly understood that the aforesaid permission given by NSE should not in any way be deemed or construed that the offer document has been cleared or approved by NSE; nor does it in any manner warrant, certify or endorse the correctness or completeness of any of the contents of this offer document; nor does it warrant that this Issuer’s securities will be listed or will continue to be listed on the Exchange; nor does it take any responsibility for the financial or other soundness of this Issuer, its promoters, its management or any scheme or project of this Issuer.*

*Every person who desires to apply for or otherwise acquire any securities of this Issuer may do so pursuant to independent inquiry, investigation and analysis and shall not have any claim against the Exchange whatsoever by reason of any loss which may be suffered by such person consequent to or in connection with such subscription/acquisition whether by reason of anything stated or omitted to be stated herein or any other reason whatsoever.”*

#### **Listing**

The Equity Shares proposed to be offered through this Red Herring Prospectus are proposed to be listed on the Stock Exchanges. Application will be made to the Stock Exchanges for obtaining permission for listing and trading of the Equity Shares. NSE will be the Designated Stock Exchange with which the Basis of Allotment will be finalised.

Our Company shall ensure that all steps for the completion of the necessary formalities for listing and commencement of trading of the Equity Shares at the Stock Exchanges are taken within three Working Days from the Bid/ Offer Closing Date or within such other period as may be prescribed. The Promoter Selling Shareholder confirms that it shall extend reasonable support and co-operation as required by law for the completion of the necessary formalities for listing and commencement of trading of the Equity Shares at the Stock Exchanges within three Working Days from the Bid/Offer Closing Date, or within such other period as may be prescribed.

If our Company does not Allot the Equity Shares within two Working Days from the Bid/Offer Closing Date or within such timeline as prescribed by SEBI, all amounts received in the Public Offer Accounts will be transferred to the Refund Account and it shall be utilised to repay, without interest, all monies received from Bidders, failing which interest shall be due to be paid to the Bidders as prescribed under applicable law.

Other than the listing fees, audit fees of the statutory auditors (other than to the extent attributable to the Offer), corporate or product advertisements expenses in the ordinary course of business by our Company (not in connection with the Offer), all costs, charges, fees and expenses that are associated with and incurred solely in connection with the Offer including, inter-alia, filing fees, book building fees and other charges, fees and expenses of the SEBI, the Stock Exchanges, the Registrar of Companies, road show expenses, accommodation and travel expenses, fees and expenses of the legal counsel to our Company, fees and expenses of the statutory auditors (to the extent related to the Offer), registrar fees and broker fees (including fees for procuring of applications), bank charges, fees and expenses of the BRLMs, Syndicate Members, Self-Certified Syndicate Banks, other Designated Intermediaries and any other consultant, advisor or third party in connection with the Offer shall be borne by the Promoter Selling Shareholder, subject to compliance with the applicable law and as agreed among parties.

The cost for (i) necessary advertising and marketing expenses (ii) printing and stationery expenses and (iii) BRLMs Legal Counsel shall be borne by the Book Running Lead Managers.

Payments, if any, made by our Company in relation to the Offer shall be on behalf of the Selling Shareholder and such payments will be reimbursed to our Company.

Any expenses relating to the Offer, if be paid by our Company in the first instance shall be reimbursed to our Company by the Promoter Selling Shareholder if such expense has been paid on behalf of the Promoter Selling Shareholder.

In the event the Offer is withdrawn or unsuccessful or the listing and trading approvals from the Stock Exchanges are not received, subject to applicable laws, all costs and expenses (including all applicable taxes) with respect to the Offer shall be exclusively borne by the Promoter Selling Shareholder. Promoter Selling Shareholder shall also pay the fees and expenses of the BRLMs as agreed to among the parties.

## **Consents**

Consents in writing of: (a) the Promoter Selling Shareholder, our Directors, our Company Secretary and Compliance Officer, Chief Financial Officer, the Auditors of our Company, the Domestic Legal Counsel to our Company, the Bankers to our Company and (b) the BRLMs, the Registrar to the Offer, Independent practicing company secretary, SRK Consulting, CRISIL have been obtained prior to filing of this Red Herring Prospectus and the consents in writing of (b) the Bankers to the Offer to act in their respective capacities, have been obtained prior to filing this Red Herring Prospectus with the RoC and filed (as applicable) along with a copy of this Red Herring Prospectus with the RoC as required under the Companies Act, 2013 and such consents that have been obtained have not been withdrawn as of the date of this Red Herring Prospectus.

## **Experts**

Except as stated below, our Company has not obtained any expert opinions in connection with the Offer:

Our Company has received written consent dated December 9, 2025 from Nag & Associates, Chartered Accountants, the Statutory Auditors to include their name as required under section 26(5) of the Companies Act in this Red Herring Prospectus and as an “expert” as defined under Section 2(38) of the Companies Act in respect of their (i) examination report dated December 8, 2025, on the Restated Financial Information; (ii) the statement of possible special tax benefits dated December 9, 2025; included in this Red Herring Prospectus and such consent



has not been withdrawn as of the date of this Red Herring Prospectus. However, the term “expert” shall not be construed to mean an “expert” as defined under the U.S. Securities Act.

Our Company has received written consent dated December 2, 2025, from SRK Consulting to include their name as required under section 26(5) of the Companies Act in this Red Herring Prospectus and as an “expert” as defined under Section 2(38) of the Companies Act in respect of their SRK Report dated December 2, 2025 and such consent has not been withdrawn as of the date of this Red Herring Prospectus. However, the terms “expert” shall not be construed to mean “expert” as defined under the U.S. Securities Act.

Our Company has received written consent dated December 9, 2025 from Mehta and Mehta, practicing company secretary, to include their name in this Red Herring Prospectus and be named as an “expert” as defined under Section 2(38) of the Companies Act, 2013 in respect of the certificate issued by them in their capacity as a practicing company secretary to our Company and such consent has not been withdrawn as of the date of this Red Herring Prospectus. However, the terms “expert” shall not be construed to mean “expert” as defined under the U.S. Securities Act.

#### **Particulars regarding public or rights issues by our Company in the last five years**

There have been no public issues, including any rights issues to the public undertaken by our Company during the five years preceding the date of this Red Herring Prospectus

#### **Particulars regarding capital issues by our listed subsidiaries or associate entities during the last three years**

As on date of this Red Herring Prospectus, our Company does not have any listed subsidiaries or associates.

#### **Commission and Brokerage paid on previous issues of the Equity Shares in the last five years**

Since this is the initial public offer of the Equity Shares, no sum has been paid or has been payable as commission or brokerage for subscribing to or procuring or agreeing to procure subscription for any of the Equity Shares in the five years preceding the date of this Red Herring Prospectus.

#### **Performance vis-à-vis Objects – Details of Public or Rights Issues by our Company**

Our Company has not made any public issue or rights issue of Equity Shares during the five years immediately preceding the date of this Red Herring Prospectus.

#### **Performance vis-à-vis Objects – Details of Public or Rights Issues by listed subsidiaries/listed Promoter of our Company**

Our Corporate Promoter, which is a listed company, has not made any public or rights issue of equity shares during the five years immediately preceding the date of this Red Herring Prospectus. Further, as on the date of this Red Herring Prospectus, our company does not have a subsidiary

## Price Information of Past Issues Handled by the BRLMs

### A. IDBI Capital Markets & Securities Limited

#### 1. Price information of past public issues (during the current Financial Year and the two Financial Years immediately preceding the current Financial Year) handled by IDBI Capital Markets & Securities Limited:

Sr. No.	Issuer Name	Issue Size (in ₹ million)	Issue Price (₹)	Listing Date	Opening price on listing date	+/- % change in closing price, [+/- % change in closing benchmark]-30 <sup>th</sup> calendar days from listing	+/- % change in closing price, [+/- % change in closing benchmark]-90 <sup>th</sup> calendar days from listing	+/- % change in closing price, [+/- % change in closing benchmark]-180 <sup>th</sup> calendar days from listing
1	Vidya Wires Limited^^	3,000.05	52.00	December 10, 2025	52.13	N.A.	N.A.	N.A.
2	National Securities Depository Limited^^*	40,109.54	800.00	August 6, 2025	880.00	+54.48% [+0.22%]	+40.72% [+4.26%]	N.A.
3	Transrail Lighting Limited^^	8,389.12	432.00	December 27, 2024	590.00	+22.45% [-3.19%]	+14.25% [-1.79%]	+48.37% [+4.26%]
4	NTPC Green Energy Limited^\$	1,00,000.00	108.00	November 27, 2024	111.50	+16.69% [-2.16%]	-8.89% [-7.09%]	+3.00% [+2.38%]
5	Indian Renewable Energy Development Agency Limited^	21,502.12	32.00	November 29, 2023	50.00	+204.06% [+8.37%]	+373.44% [+10.08%].	+479.84% [+14.23%]

Source: [www.nseindia.com](http://www.nseindia.com) and [www.bseindia.com](http://www.bseindia.com), as applicable

^NSE as Designated Stock Exchange

^^BSE as Designated Stock Exchange

\* Discount of Rs. 76.00 per equity Share offered to Eligible Employees. All calculations are based on the Offer Price of ₹800.00 per equity share

\$Discount of Rs.5.00 per equity Share offered to Eligible Employees. All calculations are based on the Issue Price of ₹108.00 per equity share

Notes:

- Wherever 30th/ 90th/ 180th calendar day from listing day is a holiday, the closing data of the previous trading day has been considered
- Similarly, benchmark index considered is "NIFTY 50" where NSE is the designated stock exchange and "S&P BSE SENSEX" where BSE is the designated stock exchange, as disclosed by the respective issuer company at the time of the Issue has been considered for all of the above calculations.
- NA means Not Applicable

2. **Summary statement of price information of past public issues (during the current Financial Year and the two Financial Years immediately preceding the current Financial Year):**

Financial Year	Total no. of IPOs	Total amount of funds raised (in ₹ million)#	No. of IPOs trading at discount – 30 <sup>th</sup> calendar days from listing			No. of IPOs trading at premium – 30 <sup>th</sup> calendar days from listing			No. of IPOs trading at discount – 180 <sup>th</sup> calendar days from listing			No. of IPOs trading at premium – 180 <sup>th</sup> calendar days from listing		
			Over 50%	Between 25- 50%	Less than 25%	Over 50%	Between 25- 50%	Less than 25%	Over 50%	Between 25- 50%	Less than 25%	Over 50%	Between 25- 50%	Less than 25%
2025-26	2	43,109.59	-	-	-	1	-	-	-	-	-	-	-	-
2024-25	2	1,08,389.12	-	-	-	-	-	2	-	-	-	-	1	1
2023-24	1	21,502.12	-	-	-	1	-	-	-	-	-	1	-	-

#As per the Prospectus

Notes:

The information is as on date of this Red Herring Prospectus

The Information for each of the Fiscals is based on the offers listed during such financial year.

**B. ICICI Securities Limited**

1. Price information of past public issues (during the current Financial Year and the two Financial Years immediately preceding the current Financial Year) handled by ICICI Securities Limited:

Sr. No.	Issue Name	Issue Size (Rs. Mn.)	Issue Price (Rs.)	Listing Date	Opening Price on Listing Date	+/- % change in closing price, [+/- % change in closing benchmark]-30 <sup>th</sup> calendar days from listing	+/- % change in closing price, [+/- % change in closing benchmark]-90 <sup>th</sup> calendar days from listing	+/- % change in closing price, [+/- % change in closing benchmark]-180 <sup>th</sup> calendar days from listing
1	Seshaasai Technologies Ltd <sup>^</sup>	8,130.74	423.00 <sup>(1)</sup>	September 30, 2025	436.00	-11.45% [+5.89%]	-35.41% [+5.95%]	NA*
2	Jain Resource Recycling Limited <sup>^^</sup>	12,500.00	232.00	October 01, 2025	265.05	+71.37% [+4.19%]	+69.48% [+4.45%]	NA*
3	WeWork India Management Limited <sup>^^</sup>	29,996.43	648.00 <sup>(2)</sup>	October 10, 2025	650.00	-2.48% [+0.82%]	NA*	NA*
4	Tata Capital Limited <sup>^^</sup>	1,55,118.70	326.00	October 13, 2025	330.00	-0.11% [+1.85%]	NA*	NA*
5	Orkla India Limited <sup>^</sup>	16,673.30	730.00 <sup>(3)</sup>	November 06, 2025	751.50	-13.60% [+2.88%]	NA*	NA*
6	Studds Accessories Limited <sup>^</sup>	4,554.88	585.00	November 07, 2025	570.00	-8.33% [+3.00%]	NA*	NA*
7	Sudeep Pharma Limited <sup>^^</sup>	8,950.00	593.00	November 28, 2025	730.00	+4.97% [-0.61%]	NA*	NA*
8	Nephrocare Health Services Limited <sup>^^</sup>	8,710.48	460.00 <sup>(4)</sup>	December 17, 2025	490.00	NA*	NA*	NA*
9	ICICI Prudential Asset Management Company Limited <sup>^^</sup>	1,06,026.50	2,165.00	December 19, 2025	2,600.00	NA*	NA*	NA*
10	KSH International Limited <sup>^</sup>	6,444.48	384.00	December 23, 2025	370.00	NA*	NA*	NA*

\*Data not available

<sup>^</sup>BSE as designated stock exchange

<sup>^^</sup>NSE as designated stock exchange

- (1) Discount of Rs. 40 per equity share offered to eligible employees. All calculations are based on Issue price 423.00 per equity share  
(2) Discount of Rs. 60 per equity share offered to eligible employees. All calculations are based on Issue price 648.00 per equity share  
(3) Discount of Rs. 69 per equity share offered to eligible employees. All calculations are based on Issue price 730.00 per equity share  
(4) Discount of Rs. 41 per equity share offered to eligible employees. All calculations are based on Issue price 460.00 per equity share

2. Summary statement of price information of past public issues (during the current Financial Year and the two Financial Years immediately preceding the current Financial Year):

Financial Year	Total no. of IPOs	Total amount of funds raised (Rs. Mn.)	No. of IPOs trading at discount - 30 <sup>th</sup> calendar days from listing			No. of IPOs trading at premium - 30 <sup>th</sup> calendar days from listing			No. of IPOs trading at discount - 180 <sup>th</sup> calendar days from listing			No. of IPOs trading at premium - 180 <sup>th</sup> calendar days from listing		
			Over 50%	Between 25-50%	Less than 25%	Over 50%	Between 25-50%	Less than 25%	Over 50%	Between 25-50%	Less than 25%	Over 50%	Between 25-50%	Less than 25%
2025-26*	18	5,23,711.05	-	-	9	3	-	3	-	-	2	-	-	1
2024-25	23	6,47,643.15	-	-	5	4	8	6	-	3	5	6	4	5
2023-24	28	2,70,174.98	-	-	8	5	8	7	-	1	4	10	5	8

\*This data covers issues up to YTD

**Notes:**

1. Data is sourced either from [www.nseindia.com](http://www.nseindia.com) or [www.bseindia.com](http://www.bseindia.com), as per the designated stock exchange disclosed by the respective Issuer Company.
2. Similarly, benchmark index considered is "NIFTY 50" where NSE is the designated stock exchange and "S&P BSE SENSEX" where BSE is the designated stock exchange, as disclosed by the respective Issuer Company.
3. 30<sup>th</sup>, 90<sup>th</sup>, 180<sup>th</sup> calendar day from listed day have been taken as listing day plus 29, 89 and 179 calendar days, except wherever 30<sup>th</sup>, 90<sup>th</sup>, 180<sup>th</sup> calendar day is a holiday, in which case we have considered the closing data of the previous trading day.

### Track record of past issues handled by the BRLMs

For details regarding the track record of the BRLMs, as specified in the SEBI circular dated January 10, 2012, bearing reference number CIR/MIRSD/1/2012, see the websites of the BRLMs, as provided in the table below.

S. No.	Name of the BRLM	Website
1.	IDBI Capital Markets & Securities Limited	<a href="http://www.idbicapital.com">www.idbicapital.com</a>
2.	ICICI Securities Limited	<a href="http://www.icicisecurities.com">www.icicisecurities.com</a>

For further details in relation to the BRLMs, please see “General Information – Book Running Lead Managers” on page 97.

### Stock Market Data of Equity Shares

This being an initial public offer of Equity Shares of our Company, the Equity Shares are not listed on any stock exchange as of the date of this Red Herring Prospectus, and accordingly, no stock market data is available for the Equity Shares.

### Mechanism for Redressal of Investor Grievances

The Registrar Agreement provides for the retention of records with the Registrar to the Offer for a period of at least eight years from the date of listing and commencement of trading of the Equity Shares on the Stock Exchanges or any such period as prescribed under the applicable laws, to enable the investors to approach the Registrar to the Offer for redressal of their grievances. The Registrar to the Offer shall obtain the required information from SCSBs for addressing any clarifications or grievances of ASBA Bidders.

Bidders can contact our Company Secretary and the Compliance Officer and/or the Registrar to the Offer in case of any pre-Offer or post-Offer related problems such as non-receipt of letters of Allotment, non- credit of Allotted Equity Shares in the respective beneficiary account, non-receipt of refund orders or non- receipt of funds by electronic mode, etc. For all Offer related queries and for redressal of complaints, Bidders may also write to the BRLMs, in the manner provided below. Our Company, the Promoter Selling Shareholders, the BRLMs and the Registrar to the Offer accept no responsibility for errors, omissions, commission or any acts of SCSBs including any defaults in complying with its obligations under the applicable provisions of the SEBI ICDR Regulations.

All Offer related grievances, other than of Anchor Investors, may be addressed to the Registrar to the Offer with a copy to the relevant Designated Intermediary, with whom the Bid cum Application Form was submitted giving full details such as name of the sole or First Bidder, Bid cum Application Form number, Bidder’s DP ID, Client ID, PAN, address of the Bidder, number of the Equity Shares applied for, ASBA Account number in which the amount equivalent to the Bid Amount was blocked or the UPI ID (for UPI Bidders), date of Bid cum Application Form and the name and address of the relevant Designated Intermediary where the Bid was submitted. Further, the Bidder shall also enclose the Acknowledgment Slip or the application number from the Designated Intermediary in addition to the documents or information mentioned hereinabove.

Further, Bidders shall also enclose a copy of the Acknowledgment Slip or specify the application number duly received from the Designated Intermediaries in addition to the documents/information mentioned hereinabove.

All Offer-related grievances of the Anchor Investors may be addressed to the Registrar to the Offer, giving full details such as the name of the sole or first bidder, Anchor Investor Application Form number, Bidders’ DP ID, Client ID, PAN, date of the Anchor Investor Application Form, address of the Bidder, number of the Equity Shares applied for, Bid Amount paid on submission of the Anchor Investor Application Form and the name and address of the BRLMs where the Anchor Investor Application Form was submitted by the Anchor Investor.

Pursuant to the SEBI ICDR Master Circular and the circular bearing number SEBI/HO/CFD/DIL2/CIR/P/2021/2480/1/M dated March 16, 2021 (“**March 2021 Circular**”) (to the extent not rescinded by the SEBI ICDR Master Circular), SEBI has identified the need to put in place measures, in order to manage and handle investor issues arising out of the UPI Mechanism *inter alia* in relation to delay in receipt of mandates by Bidders for blocking of funds due to systemic issues faced by Designated Intermediaries/SCSBs and failure to unblock funds in cases of partial allotment/non allotment within prescribed timelines and procedures.

In terms of SEBI ICDR Master Circular and subsequent circulars issued by the SEBI, as may be applicable, any

ASBA Bidder whose Bid has not been considered for Allotment, due to failure on the part of any SCSB, shall have the option to seek redressal of the same by the concerned SCSB within three months of the date of listing of the Equity Shares. SCSBs are required to resolve these complaints within 15 days, failing which the concerned SCSB would have to pay interest at the rate of 15% per annum for any delay beyond this period of 15 days. Further, in terms of SEBI ICDR Master Circular read with the SEBI circular no. SEBI/HO/CFD/DIL2/CIR/P/2022/51 dated April 20, 2022 (to the extent not rescinded by the SEBI ICDR Master Circular), the payment of processing fees to the SCSBs shall be undertaken pursuant to an application made by the SCSBs to the BRLMs, and such application shall be made only after (i) unblocking of application amounts for each application received by the SCSB has been fully completed, and (ii) applicable compensation relating to investor complaints has been paid by the SCSB.

In case of any delay in unblocking of amounts in the ASBA Accounts exceeding two Working Days from the Bid/Offer Closing Date, the Bidder shall be compensated by the intermediary responsible for causing such delay in unblocking in accordance with applicable law. Further, investors shall be entitled to compensation in the manner specified in the SEBI ICDR Master Circular in case of delays in resolving investor grievances in relation to blocking/unblocking of funds. The BRLMs, in their sole discretion, identify and fix the liability on such intermediary or entity responsible for such delay in unblocking.

Separately, pursuant to the SEBI ICDR Master Circular, the following compensation mechanism shall be applicable for investor grievances in relation to Bids made through the UPI Mechanism, for public issues opening on or after May 1, 2021, for which the relevant SCSBs shall be liable to compensate the investor:

Scenario	Compensation amount	Compensation period
Delayed unblock for cancelled / withdrawn / deleted applications	₹100 per day or 15% per annum of the Bid Amount, whichever is higher	From the date on which the request for cancellation / withdrawal / deletion is placed on the bidding platform of the Stock Exchanges till the date of actual unblock
Blocking of multiple amounts for the same Bid made through the UPI Mechanism	7. Instantly revoke the blocked funds other than the original application amount; and  8. ₹100 per day or 15% per annum of the total cumulative blocked amount except the original Bid Amount, whichever is higher	From the date on which multiple amounts were blocked till the date of actual unblock
Blocking more amount than the Bid Amount	2. Instantly revoke the difference amount, i.e., the blocked amount less the Bid Amount; and  3. ₹100 per day or 15% per annum of the difference amount, whichever is higher	From the date on which the funds to the excess of the Bid Amount were blocked till the date of actual unblock
Delayed unblock for non – Allotted/ partially Allotted applications	₹100 per day or 15% per annum of the Bid Amount, whichever is higher	From the Working Day subsequent to the finalisation of the Basis of Allotment till the date of actual unblock

Further, in the event there are any delays in resolving the investor grievance beyond the date of receipt of the complaint from the investor, for each day delayed, the BRLMs shall be liable to compensate the investor ₹100 per day or 15% per annum of the Bid Amount, whichever is higher. The compensation shall be payable for the period ranging from the day on which the investor grievance is received till the date of actual unblock.

All grievances relating to Bids submitted with Registered Brokers, may be addressed to the Stock Exchanges, with a copy to the Registrar to the Offer. Further, for grievance redressal contact details of the BRLMs pursuant to the SEBI ICDR Master Circular, see “Offer Procedure” on page 511.

## **Disposal of Investor Grievances by Our Company**

Our Company has obtained registration and authentication for the SEBI SCORES platform and shall comply with the SEBI circular no. CIR/OIAE/1/2014 dated December 18, 2014, read with the SEBI circular no. SEBI/HO/OIAE/IGRD/CIR/P/2019/86 dated August 2, 2019, the SEBI circular no. SEBI/HO/OIAE/IGRD/CIR/P/2021/642 dated October 14, 2021, the SEBI circular no. SEBI/HO/OIAE/IGRD/P/CIR/2022/0150 dated November 7, 2022, and the SEBI circular SEBI/HO/OIAE/IGRD/CIR/P/2023/156 dated September 20, 2023, in relation to redressal of investor grievances through SCORES.

Our Company estimates that the average time required by our Company or the Registrar to the Offer or the relevant Designated Intermediary for the redressal of routine investor grievances shall be 7 Working Days from the date of receipt of the complaint. In case of non-routine complaints and complaints where external agencies are involved, our Company will seek to redress these complaints as expeditiously as possible.

Our Company has also constituted a Stakeholders Relationship Committee which is responsible for redressal of grievances of security holders of our Company. For further details on the Stakeholders Relationship Committee, see *“Our Management – Committees of the Board – Stakeholders’ Relationship Committee”* on page 280.

Our Company has appointed Bani Kumar Parui, the Company Secretary of our Company, as the Compliance Officer. For details, *“General Information – Company Secretary and Compliance Officer”* on page 97.

The Selling Shareholder has authorized Bani Kumar Parui, the Company Secretary and Compliance Officer of our Company and the Registrar to the Offer to redress any complaints received from Bidders solely to the extent of the statements specifically made, confirmed or undertaken by the Selling Shareholder in the Offer Documents in respect of itself and its respective Offered Shares.

Our Company has not received any investor grievances during the three years preceding the date of this Red Herring Prospectus and there are no investor complaints pending as of the date of this Red Herring Prospectus.

## **Other Confirmations**

Any person connected with the Offer shall not offer any incentive, whether direct or indirect, in any manner, whether in cash or kind or services or otherwise to any person for making an application in the initial public offer, except for fees or commission for services rendered in relation to the Offer.

## **Exemption from complying with any provisions of securities laws granted by the SEBI**

Our Company through its letter dated May 30, 2025, had sought an exemption from SEBI under Regulation 300(1) of the SEBI ICDR Regulations and Regulation 102 of the SEBI Listing Regulations from: (i) compliance with Regulation 17 (1) of the SEBI Listing Regulations in relation to the appointment of independent directors; (ii) compliance with certain corporate governance requirements in relation to composition of the audit committee of the Board of Directors and the terms of reference of the Nomination and Remuneration Committee as specified under Regulation 19(4) read with Schedule II –Part D of the SEBI Listing Regulations and the Audit Committee as specified under Regulation 18(3) read with point (2) of para (A) under Schedule II -Part C of the SEBI Listing Regulations; (iii) clause (1) (b), Schedule XVI of the SEBI ICDR Regulations which states that any change in more than half of the board of directors after filing of the DRHP, may require filing a fresh draft offer document with SEBI and; (iv) compliance with Regulation 33(1) read with Regulation 2(o) of the SEBI ICDR Regulations to allow the permanent employees of each of the wholly-owned subsidiaries of Coal India Limited to participate in the Offer under the Employee Reservation Portion. SEBI vide its letter bearing reference number SEBI/CFD/RACDIL2/2025/24344/1 dated September 12, 2025 has granted our Company an exemption from compliances of the aforesaid corporate governance requirements as prescribed under the SEBI Listing Regulations until the listing of the Equity Shares of the Company and subsequent to listing, our Company is required to comply with the applicable provisions of the SEBI Listing Regulations. Exemption under Regulation 33(1)(a), read with Regulation 2(o) of the SEBI ICDR Regulations, to include the permanent employees of the wholly owned subsidiaries of Coal India Limited within the definition of ‘employee’ solely for the purpose of providing an employee reservation in the proposed offer, has been granted.



Further, our Company through its letter dated December 3, 2025, had sought an exemption from SEBI under Regulation 300(1) of the SEBI ICDR Regulations and Regulation 102 of the SEBI Listing Regulations from: (i) the corporate governance in relation composition of the Nomination and Remuneration Committee as specified under Regulation 19(1)(c) of the SEBI Listing Regulations; (ii) constitution of the committee of Independent Directors as required under Clause (9)(K)(4)(f) of Part A of Schedule VI of the SEBI ICDR Regulations, since the Company is exempted from complying with Regulation 17(1) of the SEBI Listing Regulations, and has only one Independent Director on the Board, and (iii) the corporate governance requirements in relation to the composition of the Stakeholders Relationship Committee and Risk Management Committee as required under Regulations 20(2A) and 21(2) of the SEBI LODR Regulations respectively. SEBI vide its letter bearing reference number SEBI/CFD/RAC-DIL2/P/OW/2025/30957/1 dated December 11, 2025 has granted our Company an exemption from compliance of the aforesaid corporate governance requirements as prescribed under the SEBI LODR Regulations and the constitution of the committee of independent directors for approval of price band under Clause (9)(K)(4)(f) of Part A of Schedule VI of the SEBI ICDR Regulations.

## SECTION VII: OFFER RELATED INFORMATION

### TERMS OF THE OFFER

The Equity Shares being offered and Allotted pursuant to the Offer shall be subject to the provisions of the Companies Act, the SEBI ICDR Regulations, the SCRA, the SCRR, our Memorandum of Association and our Articles of Association, the SEBI Listing Regulations, the terms of this Red Herring Prospectus, the Prospectus, the abridged prospectus, the Bid cum Application Form, the Revision Form, the CAN/Allotment Advice and other terms and conditions as may be incorporated in the Allotment Advice and other documents/certificates that may be executed in respect of the Offer. The Equity Shares shall also be subject to laws as applicable, guidelines, rules, notifications and regulations relating to the issue of capital and listing and trading of securities issued from time to time by the SEBI, the Government of India, the Stock Exchanges, the RBI, the RoC and/or any other authorities, as in force on the date of the Offer and to the extent applicable or such other conditions as may be prescribed by the SEBI, the RBI, the Government of India, the Stock Exchanges, the RoC and/or any other authorities while granting its approval for the Offer.

#### The Offer

The Offer comprises of an Offer for Sale by the Promoter Selling Shareholder. Expenses for the Offer shall be shared amongst our Company and the Promoter Selling Shareholder in the manner specified in “*Objects of the Offer—Offer Expenses*” on page 120.

#### Ranking of the Equity Shares

The Equity Shares being Offered / Allotted pursuant to the Offer shall be subject to the provisions of the Companies Act, the SEBI ICDR Regulations, the SEBI Listing Regulations, the SCRA, the SCRR, our Memorandum of Association and our Articles of Association and shall rank *pari passu* in all respects with the existing Equity Shares, including in respect of the right to receive dividend and voting. The Allottees, upon Allotment of Equity Shares, will be entitled to dividend and other corporate benefits, if any, declared by our Company after the date of Allotment. For further details, see “*Description of Equity Shares and Terms of the Articles of Association*” beginning on page 534.

#### Mode of Payment of Dividend

Our Company shall pay dividends, if declared, to our Shareholders in accordance with the provisions of Companies Act, our Memorandum of Association, our Articles of Association and provisions of the SEBI Listing Regulations and other applicable law. Dividends, if any, declared by our Company after the date of Allotment (pursuant to the transfer of Equity Shares from the Offer for Sale), will be payable to the Bidders who have been Allotted Equity Shares in the Offer, for the entire year, in accordance with applicable law. For further details in relation to dividends, see “*Dividend Policy*” and “*Description of Equity Shares and Terms of the Articles of Association*” beginning on pages 298 and 534, respectively.

#### Face Value, Offer Price, Floor Price and Price Band

The face value of each Equity Share is ₹ 10 and the price at the lower end of the Price Band is ₹[●] per Equity Share (“**Floor Price**”) and at the higher end of the Price Band is ₹[●] per Equity Share (“**Cap Price**”). The Offer Price is ₹[●] per Equity Share. The Anchor Investor Offer Price is ₹[●] per Equity Share.

The Offer Price, Price Band and the minimum Bid Lot will be decided by our Company, in consultation with the BRLMs and advertised in (i) all editions of Financial Express, a widely circulated English national daily newspaper; (ii) all editions of Jansatta, a Hindi national daily newspaper; and (iii) Dhanbad edition of Bihar Observer a widely circulated Hindi newspaper, Hindi being the regional language of Jharkhand, where our Registered and Corporate Office is located), each with wide circulation, at least two Working Days prior to the Bid/Offer Opening Date and shall be made available to the Stock Exchanges for the purpose of uploading on their websites. The Price Band, along with the relevant financial ratios calculated at the Floor Price and at the Cap Price, shall be pre-filled in the Bid cum Application Forms available on the websites of the Stock Exchanges. The Offer Price shall be determined by our Company, in consultation with the BRLMs, after the Bid/Offer Closing Date, on the basis of assessment of market demand for the Equity Shares offered by way of the Book Building Process.

At any given point of time, there shall be only one denomination of Equity Shares unless otherwise permitted by law.

### **Compliance with Disclosure and Accounting Norms**

Our Company shall comply with all disclosure and accounting norms as specified by the SEBI from time to time.

### **Rights of Equity Shareholders**

Subject to applicable laws, rules, regulations and guidelines and our Articles of Association, our Shareholders shall have the following rights:

- right to receive dividends, if declared;
- right to attend general meetings and exercise voting rights, unless prohibited by law;
- right to vote on a poll either in person or by proxy and e-voting, in accordance with the provisions of the Companies Act;
- right to receive offers for rights Equity Shares and be allotted bonus Equity Shares, if announced;
- right to receive surplus on liquidation, subject to any statutory and preferential claim being satisfied;
- right of free transferability of their Equity Shares, subject to applicable law; and
- such other rights, as may be available to a shareholder of a listed public company under the Companies Act, the SEBI Listing Regulations, our Articles of Association and other applicable laws.

For a detailed description of the main provisions of our Articles of Association relating to voting rights, dividend, forfeiture and lien, transfer, transmission and/or consolidation/splitting, see “*Description of Equity Shares and Terms of the Articles of Association*” beginning on page 534.

### **Allotment only in Dematerialized Form**

Pursuant to Section 29 of the Companies Act, 2013 and the SEBI ICDR Regulations, the Equity Shares shall be allotted only in dematerialized form. The trading of the Equity Shares shall only be in the dematerialized segment of the Stock Exchanges. In this context, the following agreements have been signed among our Company, the respective Depositories and the Registrar to the Offer:

- tripartite agreement dated May 8, 2025 among our Company, NSDL and the Registrar to the Offer; and
- tripartite agreement dated May 23, 2025 among our Company, CDSL and the Registrar to the Offer.

### **Market Lot and Trading Lot**

Since trading of the Equity Shares is in dematerialized form, the tradable lot is one Equity Share. Allotment in the Offer will be only in dematerialized form in multiples of [●] Equity Shares subject to a minimum Allotment of [●] Equity Shares. For details of basis of allotment, see “*Offer Procedure*” on page 511.

### **Joint Holders**

Subject to the provisions contained in our Articles of Association, where two or more persons are registered as the holders of the Equity Shares, they shall be deemed to hold the same as joint tenants with benefits of survivorship.

### **Jurisdiction**

Exclusive jurisdiction for the purpose of the Offer is with the competent courts/authorities in Jharkhand, India.

**The Equity Shares offered in the Offer have not been and will not be registered under the U.S. Securities Act of 1933, as amended, or any state securities laws in the United States, and unless so registered may not be offered or sold within the United States, except pursuant to an exemption from, or in a transaction not subject to, the registration requirements of the U.S. Securities Act and applicable state securities laws. Accordingly, such Equity Shares are being offered and sold (i) outside of the United States in offshore transactions in reliance on Regulation S under the U.S. Securities Act and the applicable laws of the jurisdiction where those offers and sales occur; and (ii) within the United States to “qualified institutional buyers” (as defined in Rule 144A under the U.S. Securities Act), pursuant to the private placement exemption set out in Section 4(a) of the U.S. Securities Act.**

**The Equity Shares have not been and will not be registered, listed or otherwise qualified in any other jurisdiction outside India and may not be offered or sold, and Bids may not be made by persons in any such jurisdiction, except in compliance with the applicable laws of such jurisdiction.**

#### **Period of operation of subscription list**

Please see “-Bid/Offer Programme” on page 500.

#### **Nomination Facility to Bidders**

In accordance with Section 72 of the Companies Act, 2013 and the relevant rules notified thereunder, the sole Bidder, or the First Bidder along with other joint Bidders, may nominate any one person in whom, in the event of the death of sole Bidder or in case of joint Bidders, death of all the Bidders, as the case may be, the Equity Shares Allotted, if any, shall vest. A person, being a nominee, entitled to the Equity Shares by reason of the death of the original holder(s), shall be entitled to the same advantages to which he or she would be entitled if he or she were the registered holder of the Equity Share(s). Where the nominee is a minor, the holder(s) may make a nomination to appoint, in the prescribed manner, any person to become entitled to Equity Share(s) in the event of his or her death during the minority. A nomination shall stand rescinded upon a sale/transfer/alienation of Equity Share(s) by the person nominating. A nomination may be cancelled or varied by nominating any other person in place of the present nominee by the holder of the Equity Shares who has made the nomination by giving a notice of such cancellation. A buyer will be entitled to make a fresh nomination in the manner prescribed. Fresh nomination can be made only on the prescribed form available on request at our Registered and Corporate Office or to the registrar and transfer agents of our Company.

Any person who becomes a nominee by virtue of the provisions of Section 72 of the Companies Act, 2013 shall upon the production of such evidence as may be required by our Board, elect either:

- a) to register himself or herself as the holder of the Equity Shares; or
- b) to make such transfer of the Equity Shares, as the deceased holder could have made.

Further, our Board may at any time give notice requiring any nominee to choose either to be registered himself or herself or to transfer the Equity Shares, and if the notice is not complied with within a period of 90 days, our Board may thereafter withhold payment of all dividends, bonuses or other moneys payable in respect of the Equity Shares, until the requirements of the notice have been complied with.

Since the Allotment of Equity Shares in the Offer will be made only in dematerialized mode there is no need to make a separate nomination with our Company. Nominations registered with the respective Depository Participant of the Bidder would prevail. If the Bidders wish to change the nomination, they are requested to inform their respective Depository Participant.

Our Company shall comply with such disclosure and accounting norms as may be specified by SEBI from time to time.

#### **Bid/Offer Programme**

<b>BID/OFFER OPENS ON</b>	Friday, January 9, 2026 <sup>(1)</sup>
<b>BID/OFFER CLOSING ON</b>	Tuesday, January 13, 2026 <sup>(2) (3)</sup>

<sup>(1)</sup> Our Company, in consultation with the BRLMs, may consider participation by Anchor Investors. The Anchor Investor Bid/Offer Period shall be January 8, 2026, i.e., one Working Day prior to the Bid/Offer Opening Date in accordance with the SEBI ICDR Regulations.

<sup>(2)</sup> Our Company may, in consultation with the BRLMs, consider closing the Bid/Offer Period for QIBs one Working

- (3) Day prior to the Bid/Offer Closing Date in accordance with the SEBI ICDR Regulations.  
The UPI mandate end time and date shall be 5 p.m. on the Bid / Offer Closing Date.

An indicative timetable in respect of the Offer is disclosed below.

Event	Indicative Date
Bid/Offer Closing Date	Tuesday, January 13, 2026
Finalization of Basis of Allotment with the Designated Stock Exchange	On or about Wednesday, January 14, 2026
Initiation of refunds (if any, for Anchor Investors)/unblocking of funds from ASBA*	On or about Thursday, January 15, 2026
Allotment of Equity Shares/ Credit of Equity Shares to dematerialized accounts of Allottees	On or about Thursday, January 15, 2026
Commencement of trading of the Equity Shares on the Stock Exchanges	On or about Friday, January 16, 2026

\* In case of (i) any delay in unblocking of amounts in the ASBA Accounts (including amounts blocked through the UPI Mechanism) for cancelled / withdrawn / deleted ASBA Forms, the Bidder shall be compensated at a uniform rate of ₹100 per day or 15% per annum of the Bid Amount, whichever is higher from the date on which the request for cancellation/ withdrawal/ deletion is placed in the Stock Exchanges bidding platform until the date on which the amounts are unblocked; (ii) any blocking of multiple amounts for the same ASBA Form (for amounts blocked through the UPI Mechanism), the Bidder shall be compensated at a uniform rate ₹100 per day or 15% per annum of the total cumulative blocked amount except the original application amount, whichever is higher from the date on which such multiple amounts were blocked till the date of actual unblock; (iii) any blocking of amounts more than the Bid Amount, the Bidder shall be compensated at a uniform rate of ₹100 per day or 15% per annum of the difference in amount, whichever is higher from the date on which such excess amounts were blocked till the date of actual unblock; (iv) any delay in unblocking of non-allotted/ partially allotted Bids, exceeding two Working Days from the Bid/ Offer Closing Date, the Bidder shall be compensated at a uniform rate of ₹100 per day or 15% per annum of the Bid Amount, whichever is higher for the entire duration of delay exceeding two Working Days from the Bid/ Offer Closing Date by the SCSB responsible for causing such delay in unblocking. The BRLMs shall, in their sole discretion, identify and fix the liability on such intermediary or entity responsible for such delay in unblocking. The post Offer BRLMs shall be liable for compensating the Bidder at a uniform rate of ₹100 per day or 15% per annum of the Bid Amount, whichever is higher from the date of receipt of the investor grievance until the date on which the blocked amounts are unblocked. The Bidder shall be compensated in the manner specified in the SEBI ICDR Master Circular, which for the avoidance of doubt, shall be deemed to be incorporated in the deemed agreement of our Company with the SCSBs, to the extent applicable, issued by SEBI, and any other applicable law in case of delays in resolving investor grievances in relation to blocking/unblocking of funds. RIBs Bidding for up to ₹0.50 million and individual investors Bidding under the Non - Institutional Portion Bidding for more than ₹0.20 million and up to ₹0.50 million, using the UPI Mechanism, shall provide their UPI ID in the Bid – cum - Application Form for Bidding through Syndicate, sub - syndicate members, Registered Brokers, RTAs or CDPs, or online using the facility of linked online trading, demat and bank account (3 in 1 type accounts), provided by certain brokers

The above timetable, other than the Bid/Offer Closing Date, is indicative and does not constitute any obligation on our Company, the Promoter Selling Shareholder or the BRLMs.

While our Company shall ensure that all steps for the completion of the necessary formalities for the listing and commencement of trading of the Equity Shares on the Stock Exchanges within three Working Days from the Bid/Offer Closing Date or such other period as may be prescribed by the SEBI are taken, the timetable may be extended due to various factors, such as extension of the Bid/Offer Period by our Company, in consultation with the BRLMs, revision of the Price Band or any delay in receiving the final listing and trading approval from the Stock Exchanges. The commencement of trading of the Equity Shares will be entirely at the discretion of the Stock Exchanges and in accordance with the applicable laws. The Promoter Selling Shareholder confirms that they shall extend all reasonable support and co-operation required by our Company and the BRLMs for the completion of the necessary formalities for listing and commencement of trading of the Equity Shares at the Stock Exchanges within three Working Days from the Bid/Offer Closing Date or such other period as may be prescribed by the SEBI.

Any circulars or notifications from the SEBI after the date of this Red Herring Prospectus may result in changes to the above-mentioned timelines. Further, the offer procedure is subject to change to any revised circulars issued by the SEBI to this effect.

In terms of the UPI Circulars, in relation to the Offer, the BRLMs will be required to submit reports of compliance with listing timelines and activities prescribed by the SEBI, identifying non-adherence to timelines and processes and an analysis of entities responsible for the delay and the reasons associated with it.

#### Submission of Bids (Other than Bids from Anchor Investors)

Bid/Offer Period (except the Bid/Offer Closing Date)	
Submission and Revision in Bids	Only between 10.00 a.m. and 5.00 p.m. IST

<b>Bid/Offer Period (except the Bid/Offer Closing Date)</b>	
<b>Bid/Offer Closing Date*</b>	
Submission of electronic applications (online ASBA through 3-in-1 accounts) – For RIBs, Eligible Employees Bidding in the Employee Reservation Portion and Eligible Shareholders bidding in the Shareholder Reservation Portion.	Only between 10.00 a.m. and up to 5.00 p.m. IST
Submission of electronic application (bank ASBA through online channels like internet banking, mobile banking and syndicate ASBA applications through UPI as a payment mechanism where Bid Amount is up to ₹5,00,000)	Only between 10.00 a.m. and up to 4.00 p.m. IST
Submission of electronic applications (syndicate non-retail, non-individual applications of QIBs and NIIs)	Only between 10.00 a.m. and up to 3.00 p.m. IST
Submission of physical applications (direct bank ASBA)	Only between 10.00 a.m. and up to 1.00 p.m. IST
Submission of physical applications (syndicate non-retail, non-individual applications where Bid Amount is more than ₹5,00,000)	Only between 10.00 a.m. and up to 12.00 p.m. IST
<b>Revision/cancellation of Bids</b>	
Upward Revision of Bids by QIBs and Non-Institutional Bidders categories <sup>#</sup>	Only between 10.00 a.m. and up to 4.00 p.m. IST on Bid/ Offer Closing Date
Upward or downward Revision of Bids or cancellation of Bids by RIBs, Eligible Employees Bidding in the Employee Reservation Portion and Eligible Shareholders bidding in the Shareholder Reservation Portion.	Only between 10.00 a.m. and up to 5.00 p.m. IST

*\*UPI mandate end time and date shall be at 5 p.m. on the Bid/Offer Closing Date.*

*# QIBs and Non-Institutional Bidders can neither revise their bids downwards nor cancel/withdraw their Bids.*

**On the Bid/Offer Closing Date, the Bids shall be uploaded until:**

- (i) 4.00 p.m. IST in case of Bids by QIBs and Non-Institutional Bidders, and
- (ii) until 5.00 p.m. IST or such extended time as permitted by the Stock Exchanges, in case of Bids by Retail Individual Bidders and Eligible Employees and Eligible Shareholders.

On the Bid/Offer Closing Date, extension of time may be granted by Stock Exchanges only for uploading Bids received from Retail Individual Bidders, Eligible Employees Bidding under the Employee Reservation Portion and Eligible Shareholders Bidding under the Shareholder Reservation Portion after taking into account the total number of Bids received and as reported by the BRLMs to the Stock Exchanges.

The Registrar to the Offer shall submit the details of cancelled/ withdrawn/ deleted applications to the SCSBs on a daily basis within 60 minutes of the Bid closure time from the Bid/ Offer Opening Date until the Bid/ Offer Closing Date by obtaining the same from the Stock Exchanges. The SCSBs shall unblock such applications by the closing hours of the Working Day and submit the confirmation to the BRLMs and the RTA on a daily basis as per the format in the SEBI ICDR Master Circular.

**It is clarified that Bids not uploaded on the electronic bidding system or in respect of which the full Bid Amount is not blocked by SCSBs or not blocked under the UPI Mechanism would be rejected.**

Due to limitation of time available for uploading the Bids on the Bid/Offer Closing Date, Bidders are advised to submit their Bids one day prior to the Bid/Offer Closing Date and in any case no later than 12:00 p.m. IST on the Bid/Offer Closing Date. Any time mentioned in this Red Herring Prospectus is IST. Bidders are cautioned that, in the event a large number of Bids are received on the Bid/Offer Closing Date, as is typically experienced in public offerings, some Bids may not get uploaded due to lack of sufficient time. Such Bids that cannot be uploaded will not be considered for allocation under the Offer. Bids will be accepted only during Monday to Friday (excluding any public holiday). Bids by ASBA Bidders shall be uploaded by the relevant Designated Intermediary in the electronic system to be provided by the Stock Exchanges. None among our Company, the Selling Shareholder or any member of the Syndicate is liable for any failure in (i) uploading the Bids due to faults in any software/ hardware system or otherwise; and (ii) the blocking of Bid Amount in the ASBA Account on receipt of



instructions from the Sponsor Banks on account of any errors, omissions or non-compliance by various parties involved in, or any other fault, malfunctioning or breakdown in, or otherwise, in the UPI Mechanism. The Designated Intermediaries shall modify select fields uploaded in the Stock Exchange Platform during the Bid/Offer Period till 5.00 pm on the Bid/Offer Closing Date after which the Stock Exchange(s) send the Bid information to the Registrar to the Offer for further processing.

In case of any discrepancy in the data entered in the electronic book *vis-a-vis* data contained in the physical Bid cum Application Form, for a particular Bidder, the details of the Bid file received from the Stock Exchanges may be taken as the final data for the purpose of Allotment.

Our Company, in consultation with the BRLMs, reserve the right to revise the Price Band during the Bid/Offer Period, provided that the Cap Price shall be less than or equal to 120% of the Floor Price and the Floor Price shall not be less than the face value of the Equity Shares. Further, the Cap price shall be at least 105% of the Floor Price. The revision in the Price Band shall not exceed 20% on either side, *i.e.*, the Floor Price can move up or down to the extent of 20% of the Floor Price and the Cap Price will be revised accordingly. The Floor Price shall not be less than the face value of the Equity Shares.

**In case of any revision in the Price Band, the Bid/Offer Period will be extended by at least three additional Working Days following such revision of the Price Band, subject to the Bid/Offer Period not exceeding 10 Working Days. In cases of force majeure, banking strike or similar unforeseen circumstances, our Company may, in consultation with the BRLMs, for reasons to be recorded in writing, extend the Bid/Offer Period for a minimum of one Working Days, subject to the Bid/ Offer Period not exceeding 10 Working Days.**

**Any revision in the Price Band and the revised Bid/Offer Period, if applicable, will be widely disseminated by notification to the Stock Exchanges, by issuing a public notice, and also by indicating the change on the respective websites of the BRLMs and the terminals of the Syndicate Members and by intimation to SCSBs, other Designated Intermediaries and the Sponsor Banks, as applicable.**

In case of discrepancy in data entered in the electronic book *vis-à-vis* data contained in the Bid cum Application Form for a particular Bidder, the details as per the Bid file received from the Stock Exchanges shall be taken as the final data for the purpose of Allotment.

### **Minimum Subscription**

The requirement of minimum subscription is not applicable to the Offer in accordance with the SEBI ICDR Regulations. In the event our Company does not receive the minimum subscription in the Offer as specified under Rule 19(2)(b) of the SCRR, including devolvement of Underwriters, our Company shall within four days from the closure of the Offer, refund the entire subscription amount received. In case of delay, if any, in unblocking the ASBA Accounts within such timeline as prescribed under applicable laws, our Company shall be liable to pay interest on the application money in accordance with applicable laws.

Further, in accordance with Regulation 49(1) of the SEBI ICDR Regulations, our Company shall ensure that the number of prospective Allottees to whom the Equity Shares will be Allotted shall be not less than 1,000, failing which the entire application money shall be unblocked in the respective ASBA Accounts of the Bidders. In case of delay, if any, in unblocking the ASBA Accounts within such timeline as prescribed under applicable laws, our Company shall be liable to pay interest on the application money in accordance with applicable laws.

### **Arrangements for Disposal of Odd Lots**

Since our Equity Shares will be traded in dematerialized form only and the market lot for our Equity Shares will be one Equity Share, no arrangements for disposal of odd lots are required.

### **New Financial Instruments**

Our Company is not issuing any new financial instruments through this Offer.

### **Restrictions on Transfer and Transmission of Equity Shares**

Except for: (i) the lock-in of the pre-Offer Equity Share capital of our Company, lock-in of the Promoters'

contribution and the Anchor Investor lock-in as provided in “*Capital Structure*” beginning on page 106 and (ii) as provided under our Articles of Association, there are no restrictions on transfer of Equity Shares. Further, there are no restrictions on the transmission of Equity Shares and on their consolidation/splitting, except as provided in our Articles of Association. For details, see “*Description of Equity Shares and Terms of the Articles of Association*” beginning on page 534.

### **Withdrawal of the Offer**

Our Company, in consultation with the BRLMs, reserves the right not to proceed with the Offer, in whole or in part thereof, after the Bid/ Offer Opening Date but before the Allotment. In such an event, our Company would issue a public notice in the newspapers in which the pre-Offer advertisements were published, within two days of the Bid/ Offer Closing Date or such other time as may be prescribed by SEBI, providing reasons for not proceeding with the Offer and inform the Stock Exchanges promptly on which the Equity Shares are proposed to be listed. The BRLMs, through the Registrar to the Offer, shall notify the SCSBs and the Sponsor Bank, in case of UPI Bidders using the UPI Mechanism, to unblock the bank accounts of the ASBA Bidders and the BRLMS shall notify the Escrow Collection Bank to release the Bid Amounts to the Anchor Investors, within one Working Day from the date of receipt of such notification. The notice of withdrawal will be issued in the same newspapers where the pre-Offer advertisements have appeared and the Stock Exchanges will also be informed promptly.

If our Company, in consultation with the BRLMs withdraws the Offer at any stage and thereafter determines that it will proceed with an offer of the Equity Shares, our Company shall file a fresh draft red herring prospectus with SEBI. Notwithstanding the foregoing, this Offer is also subject to (i) obtaining the final listing and trading approvals of the Stock Exchanges, which our Company shall apply for after Allotment; and (ii) the filing of the Prospectus with the RoC.



## OFFER STRUCTURE

Initial public offering of up to 465,700,000 equity shares of face value ₹ 10 each of our Company for cash at a price of ₹ [●] per Equity Share of face value ₹10 each (including a share premium of ₹ [●] per Equity Share) aggregating up to ₹ [●] million, comprising an Offer for Sale of up to 465,700,000 Equity Shares aggregating up to ₹[●] million by the Promoter Selling Shareholder. The Offer includes an Employee Reservation Portion of up to 23,285,000 Equity Shares aggregating up to ₹[●] million, for subscription by Eligible Employees, Shareholder Reservation Portion of up to 46,570,000 Equity Shares aggregating up to ₹[●] million, for subscription by Eligible Shareholders. The Employee Reservation Portion shall not exceed 5% of our post-Offer paid-up Equity Share capital and the Shareholders Reservation Portion shall not exceed 10% of the Offer Size. The Offer less the Employee Reservation Portion and the Shareholder Reservation Portion is the Net Offer. The Offer and the Net Offer shall constitute [●]% and [●]%, respectively of the post-Offer paid-up Equity Share capital of our Company. The face value of our Equity Shares is ₹ 10 each.

The Offer is being made through the Book Building Process and in compliance with Regulation 32(1) of the SEBI ICDR Regulations.

Particulars	Eligible Employees <sup>#</sup>	Eligible Shareholders <sup>##</sup>	QIBs <sup>(3) (5)</sup>	Non-Institutional Bidders <sup>(5)</sup>	Retail Individual Bidders <sup>(5)</sup>
Number of Equity Shares available for Allotment/allocation <sup>(1)</sup>	Up to 23,285,000 Equity Shares	Up to 46,570,000 Equity Shares	Not more than [●] Equity Shares	Not less than [●] Equity Shares available for allocation or the Net Offer less allocation to QIB Bidders and RIBs	Not less than [●] Equity Shares available for allocation or the Net Offer less allocation to QIB Bidders and Non-Institutional Bidders
Percentage of Offer Size available for allocation	The Employee Reservation Portion shall constitute up to 5% of the post-offer paid-up equity share capital of the Company	The Shareholders Reservation Portion shall constitute up to 10% of the Offer size	Not more than 50.00% of the Net Offer being available for allocation to QIB Bidders.  However, up to 5.0% of the Net QIB Portion will be available for allocation on a proportionate basis to Mutual Funds only. Mutual Funds participating in the Mutual Fund Portion will also be eligible for allocation in the remaining QIB Portion. The unsubscribed portion in the Mutual Fund Portion will be available for allocation to other QIBs in the remaining Net QIB Portion.	Not less than 15.00% of the Net Offer, subject to the following:  (i) one-third of the portion available to Non-Institutional Bidders shall be reserved for applicants with an application size of more than ₹ 0.20 million and up to ₹ 1.00 million; and  (ii) two-thirds of the portion available to Non-Institutional Bidders shall be reserved for applicants with application size of more than ₹ 1.00 million.	Not less than 35.00% of the Net Offer.

Particulars	Eligible Employees <sup>#</sup>	Eligible Shareholders <sup>##</sup>	QIBs <sup>(3) (5)</sup>	Non-Institutional Bidders <sup>(5)</sup>	Retail Individual Bidders <sup>(5)</sup>
				Provided that the unsubscribed portion in either of the sub-categories specified above may be allocated to applicants in the other sub-category of Non-Institutional Bidders	
Basis of Allotment/allocation if respective category is oversubscribed	Proportionate, unless the Employee Reservation Portion is undersubscribed, the value of allocation to an Eligible Employee shall not exceed ₹0.20 million (net of Employee Discount, if any). In the event of undersubscription in the Employee Reservation Portion, the unsubscribed portion may be allocated, on a proportionate basis, to Eligible Employees Bidding in the Employee Reservation Portion for value exceeding ₹0.20 million (net of the Employee Discount), subject to total Allotment to an Eligible Employee not exceeding ₹0.50 million (net of Employee Discount, if any)	Proportionate and in case of oversubscription subject to minimum bid lot; For details, see “Offer Procedure” beginning on page 511.	Proportionate as follows (excluding the Anchor Investor Portion):  (a) Up to [●] Equity Shares shall be available for allocation on a proportionate basis to Mutual Funds only; and (b) Balance [●] Equity Shares shall be available for allocation on a proportionate basis to all QIBs, including Mutual Funds receiving allocation as per (a) above  Up to [●] Equity Shares may be allocated on a discretionary basis to Anchor Investors. <sup>(4)</sup>	The allotment to each Non-Institutional Bidder shall not be less than the Minimum Bid Lot, subject to availability of Equity Shares in the Non-Institutional Portion and the remaining available Equity Shares, if any, shall be allotted on a proportionate basis  (a) One-third of the Non-Institutional Portion shall be reserved for Bidders with application size of more than ₹0.20 million and up to ₹1.00 million; and (b) two-thirds of the Non-Institutional Portion shall be reserved for Bidders with application size of more than ₹1.00 million, provided that the unsubscribed portion in either of such sub-categories may be allocated to	The allotment to each RIB shall not be less than the minimum Bid Lot, subject to availability of Equity Shares in the Retail Portion and the remaining available Equity Shares if any, shall be allotted on a proportionate basis. For further details, see “Offer Procedure” on page 511.

Particulars	Eligible Employees <sup>#</sup>	Eligible Shareholders <sup>##</sup>	QIBs <sup>(3) (5)</sup>	Non-Institutional Bidders <sup>(5)</sup>	Retail Individual Bidders <sup>(5)</sup>
				Bidders in the other sub-category of Non-Institutional Bidders. For further details, see “Offer Procedure” on page 511.	
Mode of Bidding <sup>(2)</sup>	Through ASBA process only (including the UPI Mechanism)	Through ASBA process only (including the UPI Mechanism)	Through ASBA process only (except Anchor Investors) (excluding the UPI Mechanism)	Through ASBA process only (including the UPI Mechanism for Bids up to ₹ 0.50 million)	Through ASBA process only (including the UPI Mechanism)
Minimum Bid	[●] Equity Shares and in multiples of [●] Equity Shares thereafter	[●] Equity Shares and in multiples of [●] Equity Shares thereafter	Such number of Equity Shares and in multiples of [●] Equity Shares that the Bid Amount exceeds ₹0.20 million	Such number of Equity Shares and in multiples of [●] Equity Shares that the Bid Amount exceeds ₹0.20 million	[●] Equity Shares and in multiples of [●] Equity Shares thereafter
Maximum Bid	Such number of Equity Shares and in multiples of [●] Equity Shares, so that the maximum Bid Amount by each Eligible Employee in Employee Reservation Portion does not exceed ₹0.50 million (net of Employee Discount, if any)	Such number of Equity Shares and in multiples of [●] Equity Shares, so that the maximum Bid Amount by each Eligible Shareholder in Shareholder Reservation Portion does not exceed ₹0.20 million	Such number of Equity Shares in multiples of [●] Equity Shares not exceeding the size of the Net Offer, (excluding the Anchor Portion) subject to applicable limits to each Bidder	Such number of Equity Shares in multiples of [●] Equity Shares not exceeding the size of the Net Offer (excluding the QIB Portion), subject to applicable limits to Bidder	Such number of Equity Shares in multiples of [●] Equity Shares so that the Bid Amount does not exceed ₹0.20 million
Bid Lot	[●] Equity Shares and in multiples of [●] Equity Shares thereafter				
Allotment Lot	[●] Equity Shares and in multiples of one Equity Share thereafter	[●] Equity Shares and in multiples of one Equity Share thereafter	[●] Equity Shares and in multiples of one Equity Share thereafter	[●] Equity Shares and in multiples of one Equity Share thereafter subject to availability in the Non-Institutional Portion	[●] Equity Shares and in multiples of one Equity Share thereafter subject to availability in the Retail Portion
Trading Lot	One Equity Share				
Mode of Allotment	Compulsory in dematerialized form				
Who can apply <sup>(6)(8)</sup>	Eligible Employees	Eligible Shareholders	Public financial institutions as specified in Section 2(72) of the Companies Act 2013, scheduled	Resident Indian individuals, Eligible NRIs, HUFs (in the name of <i>karta</i> ), companies, corporate	Resident Indian individuals, Eligible NRIs and HUFs (in the name of <i>karta</i> ).

Particulars	Eligible Employees <sup>#</sup>	Eligible Shareholders <sup>##</sup>	QIBs <sup>(3) (5)</sup>	Non-Institutional Bidders <sup>(5)</sup>	Retail Individual Bidders <sup>(5)</sup>
			commercial banks, mutual funds registered with SEBI, eligible FPIs (other than individuals, corporate bodies and family offices), VCFs, AIFs, FVCIs registered with the SEBI, multilateral and bilateral development financial institutions, state industrial development corporation, insurance company registered with IRDAI, provident fund with minimum corpus of ₹250.00 million, pension fund with minimum corpus of ₹250.00 million registered with the Pension Fund Regulatory and Development Authority established under sub-section (1) of section 3 of the Pension Fund Regulatory and Development Authority Act, 2013, National Investment Fund set up by the Government, insurance funds set up and managed by army, navy or air force of the Union of India, insurance funds set up and managed by the Department of Posts, India and Systemically Important NBFCs.	bodies, scientific institutions, societies, trusts and any individuals, corporate bodies and family offices including FPIs which are individuals, corporate bodies and family offices which are re-categorized as Category II FPIs and registered with SEBI.	
Terms of Payment	<b>In case of Anchor Investors:</b> Full Bid Amount shall be payable by the Anchor Investors at the time of submission of their Bids <sup>(7)</sup>				

Particulars	Eligible Employees <sup>#</sup>	Eligible Shareholders <sup>##</sup>	QIBs <sup>(3) (5)</sup>	Non-Institutional Bidders <sup>(5)</sup>	Retail Individual Bidders <sup>(5)</sup>
	<b>In case of other Bidders:</b> Full Bid Amount shall be blocked by the SCSBs in the bank account of the ASBA Bidder or by the Sponsor Banks through the UPI Mechanism (for RIBs or individual investors Bidding under the Non-Institutional Portion for an amount of more than ₹0.20 million and up to ₹0.50 million) that is specified in the ASBA Form at the time of submission of the ASBA Form.				

<sup>#</sup> Eligible Employees Bidding in the Employee Reservation Portion can Bid up to a Bid Amount of ₹0.50 million (net of the Employee Discount). However, a Bid by an Eligible Employee in the Employee Reservation Portion will be considered for allocation, in the first instance, for a Bid Amount of up to ₹ 0.20 million (net of Employee Discount, if any). In the event of under-subscription in the Employee Reservation Portion, the unsubscribed portion will be available for allocation and Allotment, proportionately to all Eligible Employees who have Bid in excess of ₹ 0.20 million (net of Employee Discount, if any), subject to the maximum value of Allotment made to such Eligible Employee not exceeding ₹ 0.50 million (net of Employee Discount, if any). An Eligible Employee Bidding in the Employee Reservation Portion (subject to Bid Amount being up to ₹0.20 million (net of Employee Discount, if any), can also Bid in the Retail Portion and Shareholder Reservation Portion, and such Bids shall not be considered multiple Bids. Further, undersubscription, if any, in the Employee Reservation Portion or the Shareholders Reservation Portion, may be added to other reserved category and the unsubscribed portion, if any, after such inter-se adjustments among such reserved categories shall be added to the Net Offer. In case of under-subscription in the Net Offer, spill-over to the extent of such under-subscription shall be permitted from the Employee Reservation Portion.

<sup>##</sup> Eligible Shareholders Bidding in the Shareholder Reservation Portion can also Bid under the Net Offer and Employee Reservation Portion (if eligible) and such Bids shall not be considered as multiple Bids subject to applicable limits. If an Eligible Shareholder is Bidding in the Shareholders Reservation Portion up to ₹ 0.20 million, application by such Eligible Shareholders in the Retail Portion or Non-Institutional Portion and Employee Reservation Portion (if eligible and subject to applicable limits) shall not be treated as multiple Bids. Therefore, Eligible Shareholders bidding in the Shareholder Reservation Portion (subject to the Bid Amount being up to ₹ 0.20 million) can also Bid under the Net Offer and Employee Reservation Portion (if eligible and subject to applicable limits) and such Bids shall not be treated as multiple Bids.

(1) Assuming full subscription in the Offer.

(2) Pursuant to the SEBI Master Circular, the SEBI has mandated that ASBA applications in the Offer will be processed only after the Bid Amounts are blocked in the bank accounts of the investors. Accordingly, Stock Exchanges shall, for all categories of investors and all modes through which the Applications are processed, accept ASBA Forms in their electronic book building platform only with a mandatory confirmation on the Bid Amounts blocked.

(3) The Offer is being made through the Book Building Process in accordance with Regulation 6(1) of the SEBI ICDR Regulations, wherein not more than 50% of the Net Offer shall be available for allocation on a proportionate basis to QIBs. Such number of Equity Shares representing 5% of the Net QIB Portion shall be available for allocation on a proportionate basis to Mutual Funds only. The remainder of the QIB Portion shall be available for allocation on a proportionate basis to QIBs (other than Anchor Investors), including Mutual Funds, subject to valid Bids being received from them at or above the Offer Price. However, if the aggregate demand from Mutual Funds is less than 5% of the Net QIB Portion, the balance Equity Shares available for allocation in the Mutual Fund Portion will be added to the remaining Net QIB Portion for proportionate allocation to all QIBs. Further, not less than 15% of the Net Offer shall be available for allocation to Non-Institutional Bidders and not less than 35% of the Net Offer shall be available for allocation to RIBs in accordance with the SEBI ICDR Regulations, subject to valid Bids being received from them at or above the Offer Price.

(4) Our Company, in consultation with the BRLMs, may allocate up to 60% of the QIB Portion to Anchor Investors on a discretionary basis, in accordance with SEBI ICDR Regulations. 40% of the Anchor Investor Portion shall be available for allocation as follows: (i) 33.33% to domestic Mutual Funds, and (ii) 6.67% to life insurance companies and pension funds, subject to valid Bids being received from domestic Mutual Funds, life insurance companies and pension funds at or above the Anchor Investor Allocation Price. In the event of under-subscription in (ii) above, the allocation may be made to domestic Mutual Funds. In the event of under-subscription or non-Allotment in the Anchor Investor Portion, the balance Equity Shares in the Anchor Investor Portion shall be added to the Net QIB Portion. For further details, see "Offer Procedure" on page 511.

(5) Subject to valid Bids being received at or above the Offer Price, under-subscription, if any, in the Non-Institutional Portion or the Retail Portion would be allowed to be met with spill-over from other categories or a combination of categories at the discretion of our Company, in consultation with the Book Running Lead Managers and the Designated Stock Exchange, on a proportionate basis. However, undersubscription, if any, in the QIB Portion will not be allowed to be met with spill-over from other categories or a combination of categories. For further details, see "Terms of the Offer" on page 498.

(6) If the Bid is submitted in joint names, the Bid cum Application Form should contain only the name of the First Bidder whose name should also appear as the first holder of the depository account held in joint names. The signature of only the First Bidder would be required in the Bid cum Application Form and such First Bidder would be deemed to have signed on behalf of the joint holders. Bidders will be required to confirm and will be deemed to have represented to our Company, the Promoter Selling Shareholder, the members of the Syndicate, their respective directors, officers, agents, affiliates and representatives that they are eligible under applicable law, rules, regulations, guidelines and approvals to acquire the Equity Shares.

(7) Anchor Investors are not permitted to use the ASBA process. Full Bid Amount shall be payable by the Anchor Investors at the time of submission of the Anchor Investor Application Forms provided that any difference between the Anchor Investor Allocation Price and the Anchor Investor Offer Price shall be payable by the Anchor Investor Pay-In Date as indicated in the CAN. In case the Offer Price is lower than the Anchor Investor Allocation Price, the amount in excess of the Offer Price paid by the Anchor Investors shall not be refunded to them.

(8) Bidders will be required to confirm and will be deemed to have represented to our Company, the Selling Shareholder, the Underwriters, their respective directors, officers, designated partners, partners, trustees, associates, agents, affiliates and representatives that they are eligible under applicable law, rules, regulations, guidelines and approvals to acquire the Equity Shares.

Under-subscription, if any, in any category except the QIB Portion, would be met with spill-over from the other categories at the discretion of our Company, in consultation with the BRLMs and the Designated Stock Exchange. Bidders will be required to confirm and will be deemed to have represented to our Company, the Underwriters, their respective directors, officers, agents, affiliates and representatives that they are eligible under applicable law, rules, regulations, guidelines and approvals to acquire the Equity Shares.

Eligible Employees bidding in the Employee Reservation Portion and Eligible Shareholders Bidding in the Shareholder Reservation Portion at a price within the Price Band can make payment based on Bid Amount, at the time of making a Bid. Eligible Employees bidding in the Employee Reservation Portion and Eligible Shareholders Bidding in the Shareholder Reservation Portion at the Cut-Off Price have to ensure payment at the Cap Price, at the time of making a Bid. Employee Discount, if any, will be offered to Eligible Employees bidding in the Employee Reservation Portion, and, at the time of making a Bid.

In case of any revision in the Price Band, the Bid/ Offer Period shall be extended for at least three additional Working Days after such revision of the Price Band, subject to the total Bid/ Offer Period not exceeding ten Working Days. Any revision in the Price Band, and the revised Bid/ Offer Period, if applicable, shall be widely disseminated by notification to the Stock Exchanges by issuing a public notice and also by indicating the change on the websites of the BRLMs and at the terminals of the members of the Syndicate. In case of discrepancy in the data entered in the electronic book vis-à-vis the data contained in the physical Bid cum Application Form for a particular Bidder, the details as per the Bid file received from the Stock Exchanges may be taken as the final data for the purpose of Allotment.

## OFFER PROCEDURE

*All Bidders should read the General Information Document for Investing in Public Offers prepared and issued in accordance with the circular no. SEBI/HO/CFD/DIL1/CIR/P/2020/37 dated March 17, 2020 and the UPI Circulars (the “General Information Document”), which highlights the key rules, processes and procedures applicable to public issues in general in accordance with the provisions of the Companies Act, the SCRA, the SCRR and the SEBI ICDR Regulations which is part of the abridged prospectus accompanying the Bid cum Application Form. The General Information Document is also available on the websites of the Stock Exchanges and the BRLMs. Please refer to the relevant provisions of the General Information Document which are applicable to the Offer, including in relation to the process for Bids through the UPI Mechanism.*

*Bidders may refer to the General Information Document for information in relation to (i) category of investors eligible to participate in the Offer; (ii) maximum and minimum Bid size; (iii) price discovery and allocation; (iv) payment instructions for ASBA Bidders; (v) Issuance of CAN and Allotment in the Offer; (vi) general instructions (limited to instructions for completing the Bid cum Application Form); (vii) submission of Bid cum Application Form; (viii) other instructions (limited to joint bids in cases of individual, multiple bids and instances when an application would be rejected on technical grounds); (ix) applicable provisions of the Companies Act, 2013 relating to punishment for fictitious applications; (x) mode of making refunds; (xi) Designated Date; (xii) disposal of applications; and (xiii) interest in case of delay in Allotment or refund.*

*The SEBI vide its circular no. SEBI/HO/CFD/DIL2/CIR/P/2018/138 dated November 1, 2018 read with its circular no. SEBI/HO/CFD/DIL2/CIR/P/2019/50 dated April 3, 2019, has introduced an alternate payment mechanism using Unified Payments Interface (“UPI”) and consequent reduction in timelines for listing in a phased manner. Further, SEBI vide its circular no. SEBI/HO/CFD/DIL2/CIR/P/2021/2480/1/M dated March 16, 2021 read with SEBI circular no. SEBI/HO/CFD/DIL2/P/CIR/2021/570 dated June 2, 2021, SEBI circular no. SEBI/HO/CFD/DIL2/CIR/P/2022/51 dated April 20, 2022 (to the extent these have not been rescinded by the SEBI RTA Master Circular, the SEBI ICDR Master Circular and the SEBI RTA Master Circular, has introduced certain additional measures for streamlining the process of initial public offers and redressing investor grievances. The provisions of these circulars are deemed to form part of this Red Herring Prospectus. Furthermore, pursuant to SEBI circular no. SEBI/HO/CFD/DIL2/P/CIR/P/2022/45 dated April 5, 2022, all individual bidders in initial public offerings whose application sizes are up to ₹ 0.50 million shall use the UPI Mechanism.*

*Pursuant to SEBI circular no. SEBI/HO/CFD/TPD1/CIR/P/2023/140 dated August 9, 2023, the time period for listing of equity shares pursuant to a public issue has been reduced from six Working Days to three Working Days, and as a result, the final reduced timeline of T+3 days has been made effective using the UPI Mechanism for applications by UPI Bidders (“UPI Phase III”). Accordingly, subject to any circulars, clarification or notification issued by the SEBI from time to time (including in connection with SEBI circular no. SEBI/HO/CFD/TPD1/CIR/P/2023/140 dated August 9, 2023), this Offer will be undertaken pursuant to the processes and procedures prescribed under UPI Phase III, subject to any circulars, clarifications or notifications which may be issued by the SEBI.*

*Pursuant to SEBI circular no. SEBI/HO/CFD/DIL2/P/CIR/2022/75 dated May 30, 2022, applications made using the ASBA facility in initial public offerings shall be processed by the Registrar along with the SCSBs only after application monies are blocked in the bank accounts of investors (all categories). Accordingly, Stock Exchanges shall, for all categories of investors and other reserved categories and also for all modes through which the applications are processed, accept the ASBA applications in their electronic book building platform only with a mandatory confirmation on the application monies blocked.*

*In terms of Regulation 23(5) and Regulation 52 of SEBI ICDR Regulations, the timelines and processes mentioned in SEBI circular no. SEBI/HO/CFD/DCR2/CIR/P/2019/133 dated November 8, 2019 shall continue to form part of the agreements being signed between the intermediaries involved in the public issuance process and lead managers shall continue to coordinate with intermediaries involved in the said process. In case of any delay in unblocking of amounts in the ASBA Accounts (including amounts blocked through the UPI Mechanism) exceeding two Working Days from the Bid/Offer Closing Date, the Bidder shall be compensated at a uniform rate of ₹100 per day or 15% per annum of the application amount for the entire duration of delay exceeding two Working Days from the Bid/Offer Closing Date by the intermediary responsible for causing such delay in unblocking.*

*Our Company, the Promoter Selling Shareholder and the BRLMs are not liable for any amendment, modification or change in the applicable law which may occur after the date of this Red Herring Prospectus. Bidders are*



*advised to make their independent investigations and ensure that their Bids are submitted in accordance with applicable laws and do not exceed the investment limits or maximum number of the Equity Shares that can be held by them under applicable law or as specified in this Red Herring Prospectus and the Prospectus.*

*The BRLMs shall be the nodal entity for any issues arising out of public issuance process.*

### **Book Building Procedure**

The Offer is being made in terms of Rule 19(2)(b) of the SCRR read with Regulations 31 and 32(1) of the SEBI ICDR Regulations, through the Book Building Process in accordance with Regulation 6(1) of the SEBI ICDR Regulations wherein not more than 50% of the Net Offer shall be available for allocation on a proportionate basis to QIBs, provided that our Company may, in consultation with the BRLMs, allocate up to 60% of the QIB Portion to Anchor Investors on a discretionary basis in accordance with the SEBI ICDR Regulations, of which 40% shall be available for allocation as follows, (i) 33.33% shall be available for allocation to domestic Mutual Funds, and (ii) 6.67% for life insurance companies and pension funds, subject to valid Bids being received from domestic Mutual Funds, life insurance companies and pension funds at or above the Anchor Investor Allocation Price. In the event of under-subscription, or non-allocation in the Anchor Investor Portion, the balance Equity Shares shall be added to the Net QIB Portion. Further, 5% of the Net QIB Portion shall be available for allocation on a proportionate basis only to Mutual Funds, and spill-over from the remainder of the Net QIB Portion shall be available for allocation on a proportionate basis to all QIBs (other than Anchor Investors), including Mutual Funds, subject to valid Bids being received at or above the Offer Price. Further, not less than 15% of the Net Offer shall be available for allocation to Non-Institutional Bidders in accordance with the SEBI ICDR Regulations, out of which (a) one-third of such portion shall be reserved for applicants with application size of more than ₹0.20 million and up to ₹1.00 million; and (b) two-third of such portion shall be reserved for applicants with application size of more than ₹1.00 million, provided that the unsubscribed portion in either of such sub-categories may be allocated to applicants in the other sub-category of Non-Institutional Bidders and not less than 35% of the Net Offer shall be available for allocation to RIBs in accordance with the SEBI ICDR Regulations, subject to valid Bids being received at or above the Offer Price.

The Offer includes a reservation of up to 23,285,000 Equity Shares, aggregating up to ₹[●] million, for subscription on a proportionate basis by Eligible Employees Bidding in the Employee Reservation Portion and a reservation of up to 46,570,000 Equity Shares, aggregating up to ₹[●] million, for subscription on a proportionate basis by Eligible Shareholders Bidding in the Shareholder Reservation Portion, subject to valid Bids being received at or above the Offer Price, if any.

Subject to valid Bids being received at or above the Offer Price, under-subscription, if any, in any category, including the Employee Reservation Portion and Shareholder Reservation Portion, except in the QIB Portion, would be allowed to be met with spill over from any other category or combination of categories of Bidders at the discretion of our Company, in consultation with the BRLMs and the Designated Stock Exchange subject to receipt of valid Bids received at or above the Offer Price. Under-subscription, if any, in the QIB Portion, would not be allowed to be met with spill-over from any other category or a combination of categories. Further, in the event of an under-subscription in the Employee Reservation Portion, such unsubscribed portion may be Allotted on a proportionate basis to Eligible Employees Bidding in the Employee Reservation Portion, for a value in excess of ₹ 0.20 million, subject to the total Allotment to an Eligible Employee not exceeding ₹ 0.50 million. Further, undersubscription, if any, in the Employee Reservation Portion or the Shareholders Reservation Portion, may be added to other reserved category and the unsubscribed portion, if any, after such inter-se adjustments among such reserved categories shall be added to the Net Offer.

The Equity Shares, on Allotment, shall be traded only in the dematerialized segment of the Stock Exchanges.

All potential Bidders (except Anchor Investors) are required to mandatorily utilize the ASBA process providing details of their respective ASBA accounts, and UPI ID (in case of UPI Bidders) if applicable, in which the corresponding Bid Amounts will be blocked by the SCSBs or under the UPI Mechanism, as applicable.

**Investors should note that the Equity Shares will be Allotted to all successful Bidders only in dematerialized form. The Bid cum Application Forms which do not have the details of the Bidders' depository account, including DP ID, Client ID, the PAN and UPI ID, for UPI Bidders using the UPI Mechanism, shall be treated as incomplete and will be rejected. Bidders will not have the option of being Allotted Equity Shares**



**in physical form. However, they may get their Equity Shares rematerialized subsequent to Allotment of the Equity Shares in the Offer, subject to applicable laws.**

**Investors must ensure that their PAN is linked with Aadhaar and are in compliance with Central Board of Direct Taxes notification dated February 13, 2020 and the press releases dated June 25, 2021, September 17, 2021, March 30, 2022 and March 28, 2023.**

SEBI has issued the UPI Circulars in relation to streamlining the process of public issue of *inter alia*, equity shares. Pursuant to the UPI Circulars, the UPI Mechanism has been introduced in a phased manner as a payment mechanism (in addition to mechanism of blocking funds in the account maintained with SCSBs under ASBA) for applications by RIBs through Designated Intermediaries with the objective to reduce the time duration from public issue closure to listing from six Working Days to up to three Working Days. The SEBI in its circular no. SEBI/HO/CFD/TPD1/CIR/P/2023/140 dated August 9, 2023, has reduced the time period for listing of equity shares pursuant to a public issue from six Working Days to three Working Days. This Offer will be undertaken pursuant to the processes and procedures prescribed under UPI Phase III, subject to any circulars, clarifications or notifications which may be issued by the SEBI.

Pursuant to the SEBI circular no. SEBI/HO/CFD/DIL2/CIR/P/2021/2480/1/M dated March 16, 2021 issued by SEBI, as amended by the SEBI circular no. SEBI/HO/CFD/DIL2/P/CIR/2021/570 dated June 2, 2021 and the SEBI circular no. SEBI/HO/CFD/DIL2/CIR/P/2021/2480/1/M dated April 20, 2022 (the “**UPI Streamlining Circular**”) (to the extent these have not been rescinded by the SEBI RTA Master Circular) and the SEBI RTA Master Circular, SEBI ICDR Master Circular, SEBI has set out specific requirements for redressal of investor grievances for applications that have been made through the UPI Mechanism. The requirements of the UPI Streamlining Circular include, appointment of a nodal officer by the SCSB and submission of their details to SEBI, the requirement for SCSBs to send SMS alerts for the blocking and unblocking of UPI mandates, the requirement for the Registrar to submit details of cancelled, withdrawn or deleted applications, and the requirement for the bank accounts of unsuccessful Bidders to be unblocked no later than one day from the date on which the Basis of Allotment is finalized. Failure to unblock the accounts within the timeline would result in the SCSBs being penalized under the relevant securities law. Additionally, if there is any delay in the redressal of investors’ complaints, the relevant SCSB as well as the post-Offer BRLM will be required to compensate the concerned investor.

All SCSBs offering the facility of making applications in public issues shall also provide the facility to make applications using UPI. Our Company will be required to appoint Sponsor Banks to act as conduits between the Stock Exchanges and NPCI in order to facilitate collection of requests and/ or payment instructions of the UPI Bidders using the UPI.

Further, pursuant to the SEBI ICDR Master Circular, all UPI Bidders shall provide their UPI ID in the Bid cum Application Form submitted with any of the entities mentioned herein below:

- a) a syndicate member;
- b) a stock broker recognised with a registered stock exchange (and whose name is mentioned on the website of the stock exchange as eligible for this activity);
- c) a depository participant (whose name is mentioned on the website of the stock exchange as eligible for this activity);
- d) a registrar to an issue and share transfer agent (whose name is mentioned on the website of the stock exchange as eligible for this activity)

For further details, refer to the “*General Information Document*” available on the websites of the Stock Exchanges and the BRLMs.

### **Bid cum Application Form**

Copies of the Bid cum Application Form (other than for Anchor Investors) and the abridged prospectus will be available with the Designated Intermediaries at the Bidding Centres and our Registered and Corporate Office. An electronic copy of the Bid cum Application Form will also be available for download on the websites of NSE ([www.nseindia.com](http://www.nseindia.com)) and BSE ([www.bseindia.com](http://www.bseindia.com)) at least one day prior to the Bid/Offer Opening Date.

Copies of the Anchor Investor Application Form will be available at the offices of the BRLMs.

All Bidders (other than Anchor Investors) shall mandatorily participate in the Offer only through the ASBA process. Anchor Investors are not permitted to participate in the Offer through the ASBA process.

UPI Bidders using the UPI Mechanism must provide the valid UPI ID in the relevant space provided in the Bid cum Application Form and the Bid cum Application Form that does not contain the UPI ID are liable to be rejected.

ASBA Bidders (other than UPI Bidders using UPI Mechanism) must provide bank account details and authorization to block funds in their respective ASBA Accounts in the relevant space provided in the ASBA Form and the ASBA Forms that do not contain such details are liable to be rejected. The ASBA Bidders shall ensure that they have sufficient balance in their bank accounts to be blocked through ASBA for their respective Bid as the application made by a Bidder shall only be processed after the Bid amount is blocked in the ASBA account of the Bidder pursuant to SEBI circular no. SEBI/HO/CFD/DIL2/P/CIR/2022/75 dated May 30, 2022.

ASBA Bidders shall ensure that the Bids are made on ASBA Forms bearing the stamp of the Designated Intermediary, submitted at the Bidding Centres only (except in case of electronic ASBA Forms) and the ASBA Forms not bearing such specified stamp are liable to be rejected. UPI Bidders using UPI Mechanism, may submit their ASBA Forms, including details of their UPI IDs, with the Syndicate, Sub-Syndicate Members, Registered Brokers, RTAs or CDPs. RIBs authorizing an SCSB to block the Bid Amount in the ASBA Account may submit their ASBA Forms with the SCSBs. ASBA Bidders must ensure that the ASBA Account has sufficient credit balance such that an amount equivalent to the full Bid Amount can be blocked by the SCSB or the Sponsor Banks, as applicable at the time of submitting the Bid. In order to ensure timely information to investors, SCSBs are required to send SMS alerts to investors intimating them about Bid Amounts blocked/ unblocked.

The prescribed colour of the Bid cum Application Form for the various categories is as disclosed below.

Category	Colour of Bid cum Application Form*
Resident Indians, including resident QIBs, Non-Institutional Bidders, Retail Individual Bidders and Eligible NRIs applying on a non-repatriation basis <sup>(1)</sup>	White
Non-Residents including Eligible NRIs, FVCIs, FPIs, registered multilateral and bilateral development financial institutions applying on a repatriation basis <sup>(1)</sup>	Blue
Anchor Investors <sup>(2)</sup>	White
Eligible Employees Bidding in the Employee Reservation Portion <sup>(3)</sup>	Pink
Eligible Shareholders Bidding in the Shareholder Reservation Portion <sup>(3)</sup>	Green

\* Excluding electronic Bid cum Application Form

Notes:

- (1) Electronic Bid Cum Application Forms and the abridged prospectus will also be available for download on the website of NSE ([www.nseindia.com](http://www.nseindia.com)) and BSE ([www.bseindia.com](http://www.bseindia.com)).
- (2) Bid cum Application Forms for Anchor Investors will be made available at the office of the BRLMs.
- (3) Bid cum Application Forms for Eligible Employees and Eligible Shareholders will be available at the Registered and Corporate Office of our Company

In case of ASBA forms, the relevant Designated Intermediaries shall upload the relevant Bid details in the electronic bidding system of the Stock Exchanges. For ASBA Forms (other than through UPI Mechanism) Designated Intermediaries (other than SCSBs) shall submit/ deliver the ASBA Forms to the respective SCSB where the Bidder has an ASBA bank account and shall not submit it to any non-SCSB bank or any Escrow Collection Bank.

For UPI Bidders using the UPI Mechanism, the Stock Exchanges shall share the Bid details (including UPI ID) with the Sponsor Banks on a continuous basis to enable the Sponsor Banks to initiate the UPI Mandate Request to UPI Bidders for blocking of funds. The Sponsor Banks shall initiate request for blocking of funds through NPCI to UPI Bidders, who shall accept the UPI Mandate Request for blocking of funds on their respective mobile applications associated with UPI ID linked bank account. The NPCI shall maintain an audit trail for every bid entered in the Stock Exchanges bidding platform, and the liability to compensate UPI Bidders (using the UPI Mechanism) in case of failed transactions shall be with the concerned entity (*i.e.*, the Sponsor Banks, NPCI or the Bankers to the Offer) at whose end the lifecycle of the transaction has come to a halt. The NPCI shall share the audit trail of all disputed transactions/ investor complaints to the Sponsor Banks and the bankers to an issue. The BRLMs shall also be required to obtain the audit trail from the Sponsor Banks and the Banker to the Offer for analyzing the same and fixing liability. For ensuring timely information to investors, SCSBs shall send SMS alerts as specified in the SEBI circular dated March 16, 2021, as amended pursuant to the SEBI circulars dated June 2,

2021 and April 20, 2022 (to the extent these have not been rescinded by the SEBI RTA Master Circular) and the SEBI RTA Master Circular.

For all pending UPI Mandate Requests, the Sponsor Banks shall initiate requests for blocking of funds in the ASBA Accounts of relevant Bidders with a confirmation cut-off time of 5:00 p.m. on the Bid/Offer Closing Date (“**Cut-Off Time**”). Accordingly, UPI Bidders Bidding using through the UPI Mechanism should accept UPI Mandate Requests for blocking off funds prior to the Cut-Off Time and all pending UPI Mandate Requests at the Cut-Off Time shall lapse.

The processing fees for applications made by UPI Bidders using the UPI Mechanism may be released to the SCSBs only after such banks provide a written confirmation on compliance with the UPI Circulars.

The Sponsor Banks will undertake a reconciliation of Bid responses received from Stock Exchanges and sent to NPCI and will also ensure that all the responses received from NPCI are sent to the Stock Exchanges platform with detailed error code and description, if any. Further, the Sponsor Banks will undertake reconciliation of all Bid requests and responses throughout their lifecycle on daily basis and share reports with the BRLMs in the format and within the timelines as specified under the UPI Circulars. Sponsor Banks and issuer banks shall download UPI settlement files and raw data files from the NPCI portal after every settlement cycle and do a three way reconciliation with UPI switch data, CBS data and UPI raw data. NPCI is to coordinate with issuer banks and Sponsor Banks on a continuous basis.

The Sponsor Banks shall host a web portals for intermediaries (closed user group) from the date of Bid/Offer Opening Date until the date of listing of the Equity Shares with details of statistics of mandate blocks/unblocks, performance of apps and UPI handles, down-time/network latency (if any) across intermediaries and any such processes having an impact/bearing on the Offer Bidding process.

#### **Electronic registration of Bids**

- a) The Designated Intermediary may register the Bids using the on-line facilities of the Stock Exchanges. The Designated Intermediaries can also set up facilities for off-line electronic registration of Bids, subject to the condition that they may subsequently upload the off-line data file into the on-line facilities for Book Building on a regular basis before the closure of the Offer.
- b) On the Bid/Offer Closing Date, the Designated Intermediaries may upload the Bids until such time as may be permitted by the Stock Exchanges and as disclosed in this Red Herring Prospectus.
- c) Only Bids that are uploaded on the Stock Exchanges Platform are considered for allocation/Allotment. The Designated Intermediaries are given until 5:00 p.m. for Retail Individual Bidders and 4:00 p.m. for NIB and QIB on the Bid/Offer Closing Date to modify select fields uploaded in the Stock Exchange Platform during the Bid/Offer Period after which the Stock Exchange(s) send the Bid information to the Registrar to the Offer for further processing.
- d) QIBs and Non-Institutional Bidders can neither revise their bids downwards nor cancel/withdraw their bids.

#### **Participation by the Promoters, the members of the Promoter Group, the BRLMs, the Syndicate Members and persons related to Promoters/the members of the Promoter Group/the BRLMs**

The BRLMs and the Syndicate Members shall not be allowed to purchase the Equity Shares in any manner, except towards fulfilling their underwriting obligations. However, the respective associates and affiliates of the BRLMs and the Syndicate Members may purchase Equity Shares in the Offer, either in the QIB Portion or in the Non-Institutional Portion, as may be applicable to such Bidders, and such subscription may be on their own account or on behalf of their clients. All categories of investors, including respective associates or affiliates of the BRLMs and Syndicate Members, shall be treated equally for the purpose of allocation to be made on a proportionate basis.

Except as stated below, neither the BRLMs nor any associate of the BRLMs can apply in the Offer under the Anchor Investor Portion:

- (i) mutual funds sponsored by entities which are associates of the BRLMs;
- (ii) insurance companies promoted by entities which are associates of the BRLMs;

- (iii) AIFs sponsored by the entities which are associates of the BRLMs;
- (iv) FPIs (other than individuals, corporate bodies and family offices) which are associates of the BRLMs; or
- (v) pension funds sponsored by entities which are associates of the BRLMs

Further, an Anchor Investor shall be deemed to be an associate of the BRLMs, if: (a) either of them controls, directly or indirectly through its subsidiary or holding company, not less than 15% of the voting rights in the other; or (b) either of them, directly or indirectly, by itself or in combination with other persons, exercises control over the other; or (c) there is a common director, excluding a nominee director, among the Anchor Investor and the BRLMs.

Further, our Promoters and members of the Promoter Group shall not participate by applying for Equity Shares in the Offer.

However, a QIB who has any of the following rights in relation to our Company shall be deemed to be a person related to our Promoters or the members of the Promoter Group of our Company:

- (i) rights under a shareholders' agreement or voting agreement entered into with our Promoters or the members of the Promoter Group of our Company;
- (ii) veto rights; or
- (iii) right to appoint any nominee director on the Board.

### **Bids by Mutual Funds**

With respect to Bids by Mutual Funds, a certified copy of their SEBI registration certificate must be lodged along with the Bid cum Application Form. Failing this, our Company, in consultation with the BRLMs, reserves the right to reject any Bid without assigning any reason thereof, subject to applicable law.

Bids made by asset management companies or custodians of Mutual Funds shall specifically state names of the concerned schemes for which such Bids are made.

In case of a Mutual Fund, a separate Bid can be made in respect of each scheme of the Mutual Fund registered with SEBI and such Bids in respect of more than one scheme of the Mutual Fund will not be treated as multiple Bids provided that the Bids clearly indicate the scheme concerned for which the Bid has been made.

No Mutual Fund scheme shall invest more than 10% of its NAV in equity shares or equity-related instruments of any single company, provided that the limit of 10% shall not be applicable for investments in case of index funds or sector or industry specific schemes. No Mutual Fund under all its schemes should own more than 10% of any company's paid-up share capital carrying voting rights.

### **Bids by HUFs**

Bids by Hindu Undivided Families or HUFs, should be made in the individual name of the Karta. The Bidder should specify that the Bid is being made in the name of the HUF in the Bid cum Application Form/Application Form as follows: "Name of sole or First Bidder: XYZ Hindu Undivided Family applying through XYZ, where XYZ is the name of the *Karta*". Bids/Applications by HUFs will be considered at par with Bids/Applications from individuals.

### **Bids by Eligible NRIs**

Eligible NRIs may obtain copies of Bid cum Application Form from the Designated Intermediaries. Only Bids accompanied by payment in Indian Rupees or freely convertible foreign exchange will be considered for Allotment. Eligible NRI Bidders Bidding on a repatriation basis by using the Non-Resident Forms should authorize their SCSB (if they are Bidding directly through the SCSB) or confirm or accept the UPI Mandate Request (in case of UPI Bidders Bidding through the UPI Mechanism) to block their Non-Resident External ("NRE") accounts, or Foreign Currency Non-Resident ("FCNR") Accounts, and Eligible NRI Bidders Bidding on a non-repatriation basis by using Resident Forms should authorize their SCSB (if they are Bidding directly through SCSB) or confirm or accept the UPI Mandate Request (in case of UPI Bidders Bidding through the UPI Mechanism) to block their Non-Resident Ordinary ("NRO") accounts for the full Bid Amount, at the time of the submission of the Bid cum Application Form. Participation of Eligible NRIs in the Offer shall be subject to the FEMA Rules.

In accordance with the FEMA rules, the total holding by any individual NRI, on a repatriation basis, shall not exceed 5% of the total paid-up equity capital on a fully diluted basis or shall not exceed 5% of the paid-up value of each series of debentures or preference shares or share warrants issued by an Indian company and the total holdings of all NRIs and OCIs put together shall not exceed 10% of the total paid-up equity capital on a fully diluted basis or shall not exceed 10% of the paid-up value of each series of debentures or preference shares or share warrant. Provided that the aggregate ceiling of 10% may be raised to 24% if a special resolution to that effect is passed by the general body of the Indian company.

Eligible NRIs Bidding on non-repatriation basis are advised to use the Bid cum Application Form for residents (White in colour). Eligible NRIs Bidding on a repatriation basis are advised to use the Bid cum Application Form meant for Non-Residents (Blue in colour).

NRIs will be permitted to apply in the Offer through Channel I or Channel II (as specified in the UPI Circulars). Further, subject to applicable law, NRIs may use Channel IV (as specified in the UPI Circulars) to apply in the Offer, provided the UPI facility is enabled for their NRE/ NRO accounts.

NRIs applying in the Offer using UPI Mechanism are advised to enquire with the relevant bank whether their bank account is UPI linked prior to making such application. For details of investment by NRIs, see “*Restrictions on Foreign Ownership of Indian Securities*” on page 532.

### **Bids by FPIs**

In terms of the SEBI FPI Regulations, the issue of Equity Shares to a single FPI or an investor group (which means the same multiple entities having common ownership directly or indirectly of more than 50% or common control) must be below 10% of our post-Offer Equity Share capital. Further, in terms of the FEMA Non-debt Instruments Rules, with effect from April 1, 2020, the aggregate FPI investment limit is the sectoral cap applicable to an Indian company as prescribed in the FEMA Non-debt Instruments Rules with respect to its paid-up equity capital on a fully diluted basis. Currently, the sectoral cap for Mining (Coal & Lignite) is 100% under the automatic route and accordingly, the applicable limit with respect to our Company is 100%.

FPIs are permitted to participate in the Offer subject to compliance with conditions and restrictions which may be specified by the Government from time to time. In case of Bids made by FPIs, a certified copy of the certificate of registration issued under the SEBI FPI Regulations is required to be attached to the Bid cum Application Form, failing which our Company reserves the right to reject any Bid without assigning any reason. FPIs who wish to participate in the Offer are advised to use the Bid cum Application Form for Non-Residents (Blue in colour).

In terms of the FEMA, for calculating the aggregate holding of FPIs in a company, holding of all registered FPIs shall be included.

The FEMA NDI Rules were enacted on October 17, 2019 in supersession of the Foreign Exchange Management (Transfer or Issue of Security by a Person Resident Outside India) Regulations, 2017, except as respects things done or omitted to be done before such supersession. FPIs are permitted to participate in the Offer subject to compliance with conditions and restrictions which may be specified by the Government from time to time.

Subject to compliance with all applicable Indian laws, rules, regulations, guidelines and approvals in terms of Regulation 21 of the SEBI FPI Regulations, an FPI, may issue, subscribe to or otherwise deal in offshore derivative instruments (as defined under the SEBI FPI Regulations as any instrument, by whatever name called, which is issued overseas by a FPI against securities held by it in India, as its underlying) directly or indirectly, only in the event (i) such offshore derivative instruments are issued only by persons registered as Category I FPIs; (ii) such offshore derivative instruments are issued only to persons eligible for registration as Category I FPIs; (iii) such offshore derivative instruments are issued after compliance with ‘know your client’ norms; and (iv) such other conditions as may be specified by SEBI from time to time.

An FPI issuing offshore derivative instruments is also required to ensure that any transfer of offshore derivative instruments issued by, or on behalf of it subject to, *inter alia*, the following conditions:

- (i) such offshore derivative instruments are transferred to persons subject to fulfilment of SEBI FPI Regulations; and



- (ii) prior consent of the FPI is obtained for such transfer, except when the persons to whom the offshore derivative instruments are to be transferred are pre-approved by the FPI.

Bids by FPIs which utilise the multi investment manager structure in accordance with the SEBI master circular bearing reference number SEBI/HO/AFD-2/CIR/P/2022/175 dated December 19, 2022, submitted with the same PAN but with different beneficiary account numbers, Client IDs and DP IDs shall not be treated as multiple Bids (“**MIM Bids**”). FPIs bearing the same PAN may be treated as multiple Bids by a Bidder and may be rejected, except for Bids from FPIs that utilise the multi investment manager structure in accordance with the Operational FPI Guidelines (such structure referred to as “**MIM Structure**”). In order to ensure valid Bids, FPIs making MIM Bids using the same PAN and with different beneficiary account numbers, Client IDs and DP IDs, are required to submit a confirmation that their Bids are under the MIM Structure and indicate the name of their investment managers in such confirmation which shall be submitted along with each of their Bid cum Application Forms. In the absence of such confirmation from the relevant FPIs, such MIM Bids shall be rejected.

Further, in the following cases, the bids by FPIs will not be considered as multiple Bids: involving (i) the MIM Structure and indicating the name of their respective investment managers in such confirmation; (ii) offshore derivative instruments (“**ODI**”) which have obtained separate FPI registration for ODI and proprietary derivative investments; (iii) sub funds or separate class of investors with segregated portfolio who obtain separate FPI registration; (iv) FPI registrations granted at investment strategy level/sub fund level where a collective investment scheme or fund has multiple investment strategies/sub-funds with identifiable differences and managed by a single investment manager; (v) multiple branches in different jurisdictions of foreign bank registered as FPIs; (vi) Government and Government related investors registered as Category 1 FPIs; and (vii) Entities registered as Collective Investment Scheme having multiple share classes.

Please note that in terms of the General Information Document, the maximum Bid by any Bidder including QIB Bidder should not exceed the investment limits prescribed for them under applicable laws. Further, MIM Bids by an FPI Bidder utilising the MIM Structure shall be aggregated for determining the permissible maximum Bid. Further, please note that as disclosed in this Red Herring Prospectus read with the General Information Document, Bid Cum Application Forms are liable to be rejected in the event that the Bid in the Bid cum Application Form *“exceeds the Offer size and/or investment limit or maximum number of the Equity Shares that can be held under applicable laws or regulations or maximum amount permissible under applicable laws or regulations, or under the terms of this Red Herring Prospectus.”*

For example, an FPI must ensure that any Bid by a single FPI and/ or an investor group (which means the same multiple entities having common ownership directly or indirectly of more than 50% or common control) (collective, the “**FPI Group**”) shall be below 10% of the total paid-up Equity Share capital of our Company on a fully diluted basis. Any Bids by FPIs and/ or the FPI Group (including but not limited to (a) FPIs Bidding through the MIM Structure; or (b) FPIs with separate registrations for offshore derivative instruments and proprietary derivative instruments) for 10% or more of our total paid-up post Offer Equity Share capital shall be liable to be rejected.

#### **Bids by SEBI-registered AIFs, VCFs and FVCIs**

The SEBI FVCI Regulations, SEBI VCF Regulations and the SEBI AIF Regulations prescribe, *inter alia*, the investment restrictions on the FVCIs, VCFs and AIFs registered with SEBI respectively. While the SEBI VCF Regulations have since been repealed, the funds registered as VCFs under the SEBI VCF Regulations continue to be regulated by such regulations until the existing fund or scheme managed by the fund is wound up. FVCIs can invest only up to 33.33% of the investible funds by way of subscription to an initial public offering. Category I AIF and Category II AIF cannot invest more than 25% of the investible funds in one investee company directly or through investment in the units of other AIFs, subject to the conditions prescribed by SEBI. A Category III AIF cannot invest more than 10% of the investible funds in one investee company directly or through investment in the units of other AIFs, subject to the conditions prescribed by SEBI. AIFs which are authorized under the fund documents to invest in units of AIFs are prohibited from offering their units for subscription to other AIFs. Additionally, a VCF that has not re-registered as an AIF under the SEBI AIF Regulations shall continue to be regulated by the SEBI VCF Regulations (and accordingly shall not be allowed to participate in the Offer) until the existing fund or scheme managed by the fund is wound up and such funds shall not launch any new scheme after the notification of the SEBI AIF Regulations.

There is no reservation for Eligible NRIs, AIFs, FPIs and FVCIs, and all Bidders will be treated on the same basis with other categories for the purpose of allocation.

**All non-resident investors should note that refunds (in case of Anchor Investors), dividends and other distributions, if any, will be payable in Indian Rupees only and net of bank charges and commission.**

The Company, the Promoter Selling Shareholder or the BRLMs will not be responsible for loss, if any, incurred by the Bidder on account of conversion of foreign currency.

#### **Bids by Limited Liability Partnerships**

In case of Bids made by limited liability partnerships registered under the Limited Liability Partnership Act, 2008, a certified copy of certificate of registration issued under the Limited Liability Partnership Act, 2008, must be attached to the Bid cum Application Form. Failing this, our Company, in consultation with the BRLMs, reserves the right to reject any Bid without assigning any reason thereof.

#### **Bids by Banking Companies**

In case of Bids made by banking companies registered with RBI, certified copies of: (i) the certificate of registration issued by RBI, and (ii) the approval of such banking company's investment committee are required to be attached to the Bid cum Application Form. Failing this, our Company, in consultation with the BRLMs, reserves the right to reject any Bid without assigning any reason thereof. The investment limit for banking companies in non-financial services companies as per the Banking Regulation Act, the Master Directions - the Reserve Bank of India (Financial Services provided by Banks) Directions, 2016, as amended and Master Circular on Basel III Capital Regulations dated May 12, 2023, as amended, is 10% of the paid-up share capital of the investee company, not being its subsidiary engaged in non-financial services, or 10% of the banking company's own paid-up share capital and reserves, whichever is lower.

However, a banking company would be permitted to invest in excess of 10% but not exceeding 30% of the paid-up share capital of such investee company, subject to prior approval of the RBI, if (i) the investee company is engaged in non-financial activities permitted for banking companies in terms of Section 6(1) of the Banking Regulation Act; or (ii) the additional acquisition is through restructuring of debt, or to protect the banking company's interest on loans/investments made to a company. The banking company is required to submit a time bound action plan to the RBI for the disposal of such shares within a specified period. The aggregate investment by a banking company along with its subsidiaries, associates or joint ventures or entities directly or indirectly controlled by the banking company; and mutual funds managed by asset management companies controlled by the banking company, more than 20% of the investee company's paid up share capital engaged in non-financial services. However, this cap doesn't apply to the cases mentioned in (i) and (ii) above. The aggregate equity investment made by a banking company in all its subsidiaries and other entities engaged in financial services and non-financial services, including overseas investments, cannot exceed 20% of the banking company's paid-up share capital and reserves.

#### **Bids by SCSBs**

SCSBs participating in the Offer are required to comply with the terms of the SEBI ICDR Master Circular, issued by SEBI. Such SCSBs are required to ensure that for making applications on their own account using ASBA, they should have a separate account in their own name with any other SEBI registered SCSBs. Further, such account shall be used solely for the purpose of making application in public issues and clear demarcated funds should be available in such account for such applications.

#### **Bids by Systemically Important NBFCs**

In case of Bids made by Systemically Important NBFCs registered with RBI, certified copies of: (i) the certificate of registration issued by RBI, (ii) the last audited financial statements on a standalone basis, (iii) a net worth certificate from its statutory auditors, and (iv) such other approval as may be required by the Systemically Important NBFCs are required to be attached to the Bid cum Application Form. Failing this, our Company, in consultation with the BRLMs, reserves the right to reject any Bid, without assigning any reason thereof.

Systemically Important NBFCs participating in the Offer shall comply with all applicable regulations, directions, guidelines and circulars issued by the RBI from time to time.

The investment limit for Systemically Important NBFCs shall be as prescribed by RBI from time to time.

### **Bids by Insurance Companies**

In case of Bids made by insurance companies registered with the IRDAI, a certified copy of certificate of registration issued by IRDAI must be attached to the Bid cum Application Form. Failing this, our Company, in consultation with the BRLMs, reserves the right to reject any Bid without assigning any reason thereof.

The exposure norms for insurers are prescribed under the IRDAI Investment Regulations, based on investments in equity shares of the investee company, the entire group of the investee company and the industry sector in which the investee company operates. Insurance companies participating in the Offer are advised to refer to the IRDAI Investment Regulations for specific investment limits applicable to them and comply with all applicable regulations, guidelines and circulars issued by the IRDAI from time to time.

### **Bids by Provident Funds/Pension Funds**

In case of Bids made by pension funds registered with the Pension Fund Regulatory and Development Authority established under sub-section (1) of section 3 of the Pension Fund Regulatory and Development Authority Act, 2013, subject to applicable laws, with minimum corpus of ₹250 million and provident funds with minimum corpus of ₹250 million, a certified copy of certificate from a chartered accountant certifying the corpus of the provident fund/pension fund must be attached to the Bid cum Application Form. Failing this, our Company, in consultation with the BRLMs, reserves the right to reject any Bid, without assigning any reason thereof.

### **Bids by Eligible Employees**

The Bid must be for a minimum of [●] Equity Shares and in multiples of [●] Equity Shares thereafter so as to ensure that the Bid Amount payable by the Eligible Employee does not exceed ₹ 0.50 million. The Allotment in the Employee Reservation Portion will be on a proportionate basis. Eligible Employees under the Employee Reservation Portion may Bid at Cut-off Price provided that their Bid does not exceed ₹ 0.50 million. For the method of proportionate basis of Allotment see “*Offer Procedure*” on page 511.

Bids under Employee Reservation Portion by Eligible Employees shall be:

- (a) made only in the prescribed Bid cum Application Form or Revision Form (*i.e.*, Pink colour form);
- (b) the Bid must be for a minimum of [●] Equity Shares and in multiples of [●] Equity Shares thereafter so as to ensure that the Bid Amount payable by the Eligible Employee does not exceed ₹ 0.50 million. The maximum Bid in this category by an Eligible Employee cannot exceed ₹ 0.50 million. However, the initial allocation to an Eligible Employee in the Employee Reservation Portion shall not exceed ₹ 0.20 million. In the event of under-subscription in the Employee Reservation Portion upon the initial allocation, such unsubscribed portion may be Allotted on a proportionate basis to Eligible Employees Bidding in the Employee Reservation Portion for a value in excess of ₹ 0.20 million, subject to the maximum value of Allotment made to an Eligible Employee not exceeding ₹ 0.50 million;
- (c) Eligible Employees should mention their employee number at the relevant place in the Bid cum Application Form.
- (d) the Bidder should be an Eligible Employee. In case of joint bids, the First Bidder shall be an Eligible Employee;
- (e) only Eligible Employees would be eligible to apply in the Offer under the Employee Reservation Portion;
- (f) only those Bids, which are received at or above the Offer Price, would be considered for Allotment under this category;
- (g) Eligible Employees can apply at Cut-off Price;
- (h) Bid by Eligible Employees in Employee Reservation Portion can be made in Shareholder Reservation Portion (if eligible) and also in the Retail Portion or the Non-Institutional Portion and such Bids shall not be treated as multiple Bids;



- (i) if the aggregate demand in this category is less than or equal to [●] Equity Shares at or above the Offer Price, full allocation shall be made to the Eligible Employees to the extent of their demand; and
- (j) Undersubscription, if any, in the Employee Reservation Portion may be added to other reserved category i.e. Shareholders Reservation Portion and the remaining unsubscribed portion, if any, after such inter-se adjustments among such reserved categories, shall be added to the Net Offer. In case of under-subscription in the Net Offer (except QIB), spill over to the extent of under-subscription shall be permitted from the Employee Reservation Portion. If the aggregate demand in this category is greater than [●] Equity Shares at or above the Offer Price, the allocation shall be made on a proportionate basis.

### **Bids by Eligible Shareholders**

Bids under the Shareholder Reservation Portion shall be subject to the following:

1. Only Eligible Shareholders (i.e. individuals and HUFs who are public equity shareholders of our Corporate Promoter, excluding such other persons not eligible under applicable laws, rules, regulations and guidelines as at the date of this Red Herring Prospectus) would be eligible to apply in this Offer under the Shareholder Reservation Portion subject to the maximum bid amount.
2. In case of joint Bids, the sole / first Bidder shall be an Eligible Shareholder.
3. Only those Bids, which are received at or above the Offer Price, would be considered for allocation under this portion.
4. The Bids must be for a minimum of [●] Equity Shares and in multiples of [●] Equity Shares thereafter.
5. Bids by Eligible Shareholders in the Shareholder Reservation Portion, the Net Offer portion and the Employee Reservation Portion (if eligible) shall not be treated as multiple Bids subject to applicable limits. If an Eligible Shareholder is Bidding in the Shareholder Reservation Portion up to ₹ 0.20 million, application by such Eligible Shareholders in the Retail Portion or Non- Institutional Portion and Employee Reservation Portion (if eligible and subject to applicable limits) shall not be treated as multiple Bids. Therefore, Eligible Shareholders bidding in the Shareholder Reservation Portion (subject to the Bid Amount being up to ₹ 0.20 million) can also Bid under the Net Offer and Employee Reservation Portion (if eligible and subject to applicable limits) and such Bids shall not be treated as multiple Bids. Our Company reserves the right to reject, in its absolute discretion, all or any multiple Bids in any or all categories.
6. If the aggregate demand in this portion is less than or equal to [●] Equity Shares at or above the Offer Price, full allocation shall be made to the Eligible Shareholders to the extent of their demand.
7. Undersubscription, if any, in the Shareholders Reservation Portion may be added to other reserved category and the unsubscribed portion, if any, after such inter-se adjustments among such reserved categories shall be added to the Net Offer. Under-subscription, if any, in any category including the Shareholder Reservation Portion and Employee Reservation Portion, except in the QIB Portion, would be allowed to be met with spill over from any other category or a combination of categories at the discretion of our Company and the Selling Shareholder in consultation with the Book Running Lead Managers and the Designated Stock Exchange.

Eligible Shareholders would need to have a valid PAN and their PAN should be updated with the register of shareholders maintained with Coal India Limited. Further, Eligible Shareholders would need to have a valid demat account and details, as Equity Shares can only be Allotted to Eligible Shareholders having a valid demat account.

If the aggregate demand in this portion is greater than [●] Equity Shares at or above the Offer Price, the allocation shall be made on a proportionate basis. For the method of proportionate basis of Allotment, see “*Offer Procedure*” on page 511.

### **Bids under Power of Attorney**

In case of Bids made pursuant to a power of attorney or by limited companies, corporate bodies, registered societies, eligible FPIs, Mutual Funds, Systemically Important NBFCs, insurance companies, insurance funds set up by the army, navy or air force of the Union of India, insurance funds set up by the Department of Posts, India, or the National Investment Fund and provident funds with a minimum corpus of ₹250 million (subject to

applicable law) and pension funds with a minimum corpus of ₹250 million, registered with the Pension Fund Regulatory and Development Authority established under sub-section (1) of section 3 of the Pension Fund Regulatory and Development Authority Act, 2013, a certified copy of the power of attorney or the relevant resolution or authority, as the case may be, along with a certified copy of the memorandum of association and articles of association and/or bye laws must be lodged along with the Bid cum Application Form. Failing this, our Company, in consultation with the BRLMs, reserves the right to accept or reject any Bid in whole or in part, in either case without assigning any reason therefor.

Our Company, in consultation with the BRLMs, in its absolute discretion, reserves the right to relax the above condition of simultaneous lodging of the power of attorney along with the Bid cum Application Form, subject to such terms and conditions that our Company, in consultation with the BRLMs may deem fit.

**In accordance with existing regulations issued by the RBI, OCBs cannot participate in this Offer.**

**The Equity Shares have not been and will not be registered, listed or otherwise qualified in any other jurisdiction outside India and may not be offered or sold, and Bids may not be made by persons in any such jurisdiction, except in compliance with the applicable laws of such jurisdiction.**

**The above information is given for the benefit of the Bidders. Our Company, the Promoter Selling Shareholder and the BRLMs are not liable for any amendments or modification or changes in applicable laws or regulations, which may occur after the date of this Red Herring Prospectus. Bidders are advised to make their independent investigations and ensure that any single Bid from them does not exceed the applicable investment limits or maximum number of the Equity Shares that can be held by them under applicable law or regulation or as specified in this Red Herring Prospectus.**

#### **Bids by Anchor Investors**

In accordance with the SEBI ICDR Regulations, the key terms for participation by Anchor Investors are provided below.

- (i) Anchor Investor Application Forms will be made available for the Anchor Investor Portion at the offices of the BRLMs.
- (ii) The Bid must be for a minimum of such number of Equity Shares so that the Bid Amount exceeds ₹100 million. A Bid cannot be submitted for over 60% of the QIB Portion. In case of a Mutual Fund, separate Bids by individual schemes of a Mutual Fund will be aggregated to determine the minimum application size of ₹100 million.
- (iii) One-third of the Anchor Investor Portion will be reserved for allocation to domestic Mutual Funds.
- (iv) Bidding for Anchor Investors will open one Working Day before the Bid/ Offer Opening Date.
- (v) Our Company, in consultation with the BRLMs may finalize allocation to the Anchor Investors on a discretionary basis, provided that the minimum number of Allottees in the Anchor Investor Portion will not be less than: (a) minimum of 2 and maximum of 15 Anchor Investors for allocation up to ₹ 2,500 million, subject to minimum allotment of ₹ 50.00 million per Anchor Investor (b) in case of allocation above ₹2,500.0 million under the Anchor Investor Portion, a minimum of five such investors and a maximum of 15 Anchor Investors for allocation up to ₹2,500.0 million, and an additional 15 Anchor Investors for every additional ₹2,500.0 million, subject to minimum Allotment of ₹50.0 million per Anchor Investor.
- (vi) Allocation to Anchor Investors will be completed on the Anchor Investor Bid/ Offer Period. The number of Equity Shares allocated to Anchor Investors and the price at which the allocation is made, will be made available in the public domain by the BRLMs before the Bid/Offer Opening Date, through intimation to the Stock Exchanges.
- (vii) Anchor Investors cannot withdraw or lower the size of their Bids at any stage after submission of the Bid.
- (viii) If the Offer Price is greater than the Anchor Investor Allocation Price, the additional amount being the difference between the Offer Price and the Anchor Investor Offer Price will be payable by the Anchor

Investors on the Anchor Investor pay-in date specified in the CAN. If the Offer Price is lower than the Anchor Investor Offer Price, Allotment to successful Anchor Investors will be at the higher price.

- (ix) 50% of the Equity Shares allotted to Anchor Investors under the Anchor Investor Portion shall be locked-in for a period of 90 days from the date of Allotment and the remaining 50% of the Equity Shares shall be locked-in for a period of 30 days from the date of Allotment.
- (x) Neither the BRLMs(s) or any associate of the BRLMs (other than mutual funds sponsored by entities which are associate of the BRLMs or insurance companies promoted by entities which are associate of the BRLMs or Alternate Investment Funds (AIFs) sponsored by the entities which are associates of the BRLMs or FPIs, other than individuals, corporate bodies and family offices which are associates of the BRLMs or pension funds sponsored by entities which are associates of the BRLMs) shall apply under the Anchor Investors Portion.

Bids made by QIBs under both the Anchor Investor Portion and the QIB Portion will not be considered multiple Bids.

For more information, please read the General Information Document.

### **Information for Bidders**

The relevant Designated Intermediary will enter a maximum of three Bids at different price levels opted in the Bid cum Application Form and such options are not considered as multiple Bids. It is the Bidder's responsibility to obtain the acknowledgment slip from the relevant Designated Intermediary. The registration of the Bid by the Designated Intermediary does not guarantee that the Equity Shares shall be allocated/Allotted. Such Acknowledgement Slip will be non-negotiable and by itself will not create any obligation of any kind. When a Bidder revises his or her Bid, he /she shall surrender the earlier Acknowledgement Slip and may request for a revised acknowledgment slip from the relevant Designated Intermediary as proof of his or her having revised the previous Bid. In relation to electronic registration of Bids, the permission given by the Stock Exchanges to use their network and software of the electronic bidding system should not in any way be deemed or construed to mean that the compliance with various statutory and other requirements by our Company, the Promoter Selling Shareholder and/or the BRLMs are cleared or approved by the Stock Exchanges; nor does it in any manner warrant, certify or endorse the correctness or completeness of compliance with the statutory and other requirements, nor does it take any responsibility for the financial or other soundness of our Company, the management or any scheme or project of our Company; nor does it in any manner warrant, certify or endorse the correctness or completeness of any of the contents of this Red Herring Prospectus or the Prospectus; nor does it warrant that the Equity Shares will be listed or will continue to be listed on the Stock Exchanges.

### **General Instructions**

#### **Do's:**

- A. Check if you are eligible to apply as per the terms of this Red Herring Prospectus and under applicable law, rules, regulations, guidelines and approvals. All Bidders (other than Anchor Investors) should submit their Bids through the ASBA process only;
- B. Ensure that you have Bid within the Price Band;
- C. Read all the instructions carefully and complete the Bid cum Application Form in the prescribed form;
- D. Ensure that you (other than the Anchor Investors) have mentioned the correct details of your ASBA Account (*i.e.*, bank account number) in the Bid cum Application Form if you are not a UPI Bidder using the UPI Mechanism in the Bid cum Application Form and if you are a UPI Bidder using the UPI Mechanism ensure that you have mentioned the correct UPI ID (with maximum length of 45 characters including the handle), in the Bid cum Application Form;
- E. Ensure that your Bid cum Application Form bearing the stamp of a Designated Intermediary is submitted to the Designated Intermediary at the Bidding Center (except in case of electronic Bids) within the prescribed time. Bidders (other than Anchor Investors) shall submit the Bid cum Application Form in the manner set out in the General Information Document;

- F.** Investors must ensure that their PAN is linked with Aadhaar and are in compliance with the notification dated February 13, 2020 issued by the Central Board of Direct Taxes and the press release dated June 25, 2021, September 17, 2021, March 30, 2022 and March 28, 2023.
- G.** Bidders Bidding shall ensure that they use only their own ASBA Account or only their own bank account linked UPI ID (for UPI Bidders using the UPI Mechanism) to make an application in the Offer and not ASBA Account or bank account linked UPI ID of any third party;
- H.** UPI Bidders Bidding using the UPI Mechanism shall make Bids only through the SCSBs, mobile applications and UPI handles whose name appears in the list of SCSBs which are live on UPI, as displayed on the SEBI website. An application made using incorrect UPI handle or using a bank account of an SCSB or bank which is not mentioned on the SEBI website is liable to be rejected;
- I.** Ensure that you have funds equal to or more than the Bid Amount in the ASBA Account maintained with the SCSB before submitting the ASBA Form to any of the Designated Intermediaries;
- J.** UPI Bidders using UPI Mechanism, may submit their ASBA Forms with the Syndicate Member, Registered Brokers, RTAs or CDPs and should ensure that the ASBA Form contains the stamp of such Designated Intermediary;
- K.** The ASBA bidders shall ensure that bids above ₹0.50 million, are uploaded only by the SCSBs;
- L.** Ensure that the signature of the First Bidder in case of joint Bids, is included in the Bid cum Application Forms. If the First Bidder is not the ASBA Account holder, ensure that the Bid cum Application Form is signed by the ASBA Account holder. Ensure that you have mentioned the correct bank account number in the Bid cum Application Form;
- M.** Ensure that the name(s) given in the Bid cum Application Form is/are exactly the same as the name(s) in which the beneficiary account is held with the Depository Participant. In case of joint Bids, the Bid cum Application Form should contain the name of only the First Bidder whose name should also appear as the first holder of the beneficiary account held in joint names;
- N.** Ensure that you request for and receive a stamped Acknowledgment Slip in the form of a counterfoil or acknowledgment specifying the application number as a proof of having accepted the of the Bid cum Application Form for all your Bid options from the concerned Designated Intermediary;
- O.** Ensure that you submit the revised Bids to the same Designated Intermediary, through whom the original Bid was placed, and obtain a revised Acknowledgment Slip;
- P.** Bidders not using the UPI Mechanism, should submit their Bid cum Application Form directly with SCSBs and/or the designated branches of SCSBs or the relevant Designated Intermediary, as applicable;
- Q.** Except for Bids (i) on behalf of the Central or State Governments and the officials appointed by the courts, who, in terms of the circular (no. MRD/DoP/Cir-20/2008) dated June 30, 2008 issued by the SEBI, may be exempt from specifying their PAN for transacting in the securities market, (ii) submitted by investors who are exempt from the requirement of obtaining/specifying their PAN for transacting in the securities market, and (iii) Bids by persons resident in the state of Sikkim, who, in terms of the SEBI circular dated July 20, 2006, may be exempted from specifying their PAN for transacting in the securities market, all Bidders should mention their PAN allotted under the Income Tax Act. The exemption for the Central or the State Government and officials appointed by the courts and for investors residing in the State of Sikkim is subject to (a) the Demographic Details received from the respective depositories confirming the exemption granted to the beneficiary owner by a suitable description in the PAN field and the beneficiary account remaining in “active status”; and (b) in the case of residents of Sikkim, the address as per the Demographic Details evidencing the same. All other applications in which PAN is not mentioned will be rejected;
- R.** Ensure that thumb impressions and signatures other than in the languages specified in the Eighth Schedule to the Constitution of India are attested by a Magistrate or a Notary Public or a Special Executive Magistrate under official seal;

- S.** Ensure that the category and the investor status is indicated in the Bid cum Application Form to ensure proper upload of your Bid in the electronic Bidding system of the Stock Exchanges;
- T.** Ensure that in case of Bids under power of attorney or by limited companies, corporates, trusts, etc., the relevant documents, including a copy of the power of attorney, if applicable, are submitted;
- U.** Ensure that Bids submitted by any person outside India is in compliance with applicable foreign and Indian laws;
- V.** Since the Allotment will be in demat form only, ensure that the depository account is active, the correct DP ID, Client ID, the PAN, and UPI ID (for UPI Bidders Bidding through UPI Mechanism) and PAN are mentioned in their Bid cum Application Form and that the name of the Bidder, the DP ID, Client ID, UPI ID (for UPI Bidders bidding through UPI Mechanism) and the PAN entered into the online IPO system of the Stock Exchanges by the relevant Designated Intermediary, as applicable, matches with the name, DP ID, Client ID, UPI ID (for UPI Bidders bidding through UPI Mechanism) and PAN available in the Depository database;
- W.** Ensure that while Bidding through a Designated Intermediary, the ASBA Form is submitted to a Designated Intermediary in a Bidding Centre and that the SCSB where the ASBA Account, as specified in the ASBA Form, is maintained has named at least one branch at that location for the Designated Intermediary to deposit ASBA Forms (a list of such branches is available on the website of SEBI at [www.sebi.gov.in](http://www.sebi.gov.in));
- X.** The ASBA Bidders shall use only their own bank account or only their own bank account linked UPI ID for the purposes of making Application in the Offer, which is UPI 2.0 certified by NPCI;
- Y.** In case of UPI Bidders, once the Sponsor Banks issues the Mandate Request, the UPI Bidders would be required to proceed to authorize the blocking of funds by confirming or accepting the UPI Mandate Request to authorize the blocking of funds equivalent to application amount and subsequent debit of funds in case of Allotment, in a timely manner;
- Z.** UPI Bidders Bidding using the UPI Mechanism should mention valid UPI ID of only the Bidder (in case of single account) and of the First Bidder (in case of joint account) in the Bid cum Application Form;
- AA.** Ensure that when applying in the Offer using the UPI Mechanism, the name of your SCSB appears in the list of SCSBs displayed on the SEBI website which are live on UPI. Further, also ensure that the name of the app and the UPI handle being used for making the application is also appearing in Annexure 'A' to the SEBI circular no. SEBI/HO/CFD/DIL2/CIR/P/2019/85 dated July 26, 2019;
- BB.** In case of ASBA Bidders (other than 3-in-1 Bids) Syndicate Members shall ensure that they do not upload any bids above ₹ 0.50 million;
- CC.** UPI Bidders who wish to revise their Bids using the UPI Mechanism, should submit the revised Bid with the Designated Intermediaries, pursuant to which UPI Bidders should ensure acceptance of the UPI Mandate Request received from the Sponsor Banks to authorize blocking of funds equivalent to the revised Bid Amount in the UPI Bidder's ASBA Account;
- DD.** Anchor Investors should submit the Anchor Investor Application Forms to the BRLMs;
- EE.** FPIs making MIM Bids using the same PAN, and different beneficiary account numbers, Client IDs and DP IDs, are required to submit a confirmation that their Bids are under the MIM Structure and indicate the name of their investment managers in such confirmation which shall be submitted along with each of their Bid cum Application Forms. In the absence of such confirmation from the relevant FPIs, such MIM Bids shall be rejected;
- FF.** Bids received from FPIs bearing the same PAN shall not be treated as multiple Bids in the event such FPIs utilise the MIM Structure and such Bids have been made with different beneficiary account numbers, Client IDs and DP IDs;

- GG.** UPI Bidders Bidding through UPI Mechanism shall ensure that details of the Bid are reviewed and verified by opening the attachment in the UPI Mandate Request and then proceed to authorize the UPI Mandate Request using his/her/its UPI PIN. Upon the authorization of the mandate using his/her UPI PIN, a UPI Bidder may be deemed to have verified the attachment containing the application details of the UPI Bidder in the UPI Mandate Request and have agreed to block the entire Bid Amount and authorizes the Sponsor Banks to block the Bid Amount mentioned in the Bid cum Application Form;
- HH.** Ensure that you have accepted the UPI Mandate Request received from the Sponsor Banks prior to 5:00 p.m. on the Bid/ Offer Closing Date;
- II.** Bids by Eligible NRIs, HUFs and any individuals, corporate bodies and family offices who are FPIs and registered with SEBI for a Bid Amount of less than ₹0.20 million would be considered under the Retail Portion for the purposes of allocation and Bids for a Bid Amount exceeding ₹0.20 million would be considered under the Non-Institutional Portion for allocation in the Offer;
- JJ.** Ensure that you have correctly signed the authorization/undertaking box in the Bid cum Application Form, or have otherwise provided an authorization to the SCSB or the Sponsor Banks, as applicable, via the electronic mode, for blocking funds in the ASBA Account equivalent to the Bid Amount mentioned in the Bid cum Application Form, as the case may be, at the time of submission of the Bid. In case of UPI Bidders submitting their Bids and participating in the Offer through the UPI Mechanism, ensure that you authorize the UPI Mandate Request raised by the Sponsor Banks for blocking of funds equivalent to Bid Amount and subsequent debit of funds in case of Allotment;
- KK.** Ensure that the Demographic Details are updated, true and correct in all respects; and
- LL.** Ensure that your PAN is linked with your Aadhaar card, and that you are in compliance with notification dated February 13, 2020 and the press release dated June 25, 2021, September 17, 2021, March 30, 2022 and March 28, 2023, each issued by the Central Board of Direct Taxes.

The Bid cum Application Form is liable to be rejected if the above instructions, as applicable, are not complied with. Application made using incorrect UPI handle or using a bank account of an SCSB or SCSBs which is not mentioned in the Annexure 'A' to the SEBI circular no. SEBI/HO/CFD/DIL2/CIR/P/2019/85 dated July 26, 2019 is liable to be rejected.

**Don'ts:**

- A. Do not Bid for lower than the minimum Bid size;
- B. Do not submit a Bid using UPI ID, if you are not a UPI Bidder;
- C. Do not Bid/revise the Bid Amount to an amount calculated at less than the Floor Price or higher than the Cap Price;
- D. Do not Bid for a Bid Amount exceeding ₹ 0.20 million (for Bids by Retail Individual Bidders);
- E. Do not Bid at Cut-off Price (for Bids by QIBs and Non-Institutional Bidders);
- F. Do not pay the Bid Amount in cheques, demand drafts, cash, money order, postal order or by stock invest;
- G. Do not send Bid cum Application Forms by post; instead submit the same to the Designated Intermediary only;
- H. Do not submit the Bid cum Application Forms to any non-SCSB bank or our Company;
- I. Do not instruct your respective banks to release the funds blocked in the ASBA Account under the ASBA process;
- J. Do not submit the Bid for an amount more than funds available in your ASBA account;

- K. Do not withdraw your Bid or lower the size of your Bid (in terms of quantity of the Equity Shares or the Bid Amount) at any stage, if you are a QIB or a Non-Institutional Bidders. Retail Individual Bidders, Eligible Employees Bidding in the Employee Reservation Portion and Eligible Shareholders Bidding under the Shareholder Reservation Portion can revise or withdraw their Bids on or before the Bid/Offer Closing Date;
- L. Do not submit your Bid after 3.00 p.m. on the Bid/Offer Closing Date;
- M. Do not Bid on another Bid cum Application Form and the Anchor Investor Application Form, as the case may be, after you have submitted a Bid to any of the Designated Intermediary;
- N. If you are a QIB, do not submit your Bid after 3 p.m. on the Bid/Offer Closing Date for QIBs;
- O. In case of ASBA Bidders (other than 3 in 1 Bids) Syndicate Members shall ensure that they do not upload any bids above ₹ 0.50 million;
- P. Do not Bid for Equity Shares in excess of what is specified for each category;
- Q. In case of ASBA Bidders and UPI Bidders using UPI mechanism, do not submit more than one Bid cum Application Form per ASBA Account or UPI ID, respectively;
- R. Do not make the Bid cum Application Form using third party bank account or using third party linked bank account UPI ID;
- S. Do not submit Bids on plain paper or on incomplete or illegible Bid cum Application Forms or on Bid cum Application Forms in a colour prescribed for another category of Bidder;
- T. Do not submit a Bid in case you are not eligible to acquire Equity Shares under applicable law or your relevant constitutional documents or otherwise;
- U. Do not Bid if you are not competent to contract under the Indian Contract Act, 1872 (other than minors having valid depository accounts as per Demographic Details provided by the depository);
- V. Do not fill up the Bid cum Application Form such that the number of Equity Shares Bid for exceeds the Offer size and/or investment limit or maximum number of the Equity Shares that can be held under the applicable laws or regulations, or under the terms of this Red Herring Prospectus;
- W. Do not submit the General Index Register (GIR) number instead of the PAN;
- X. Do not submit incorrect details of the DP ID, Client ID, the PAN and UPI ID, if applicable, or provide details for a beneficiary account which is suspended or for which details cannot be verified by the Registrar to the Offer;
- Y. Do not submit the ASBA Forms to any Designated Intermediary that is not authorized to collect the relevant ASBA Forms or to our Company;
- Z. Do not submit Bids to a Designated Intermediary at a location other than at the relevant Bidding Centres. If you are RIB and are using UPI mechanism, do not submit the ASBA Form directly with SCSBs;
- AA. Do not submit the Bid without ensuring that funds equivalent to the entire Bid Amount are available for blocking in the relevant ASBA account;
- BB. Anchor Investors should not Bid through the ASBA process;
- CC. Do not Bid on a Bid cum Application Form that does not have the stamp of a Designated Intermediary;
- DD. Do not Bid on another Bid cum Application Form and the Anchor Investor Application Form, as the case may be, after you have submitted a Bid to any of the Designated Intermediaries;
- EE. Do not link the UPI ID with a bank account maintained with a bank that is not UPI 2.0 certified by the NPCI in case of Bids submitted by UPI Bidders using the UPI Mechanism;

- FF. UPI Bidders Bidding through the UPI Mechanism using the incorrect UPI handle or using a bank account of an SCSB or a bank which is not mentioned in the list provided in the SEBI website is liable to be rejected;
- GG. Do not submit more than one Bid cum Application Form for each UPI ID in case of UPI Bidders Bidding using the UPI Mechanism; and
- HH. Do not Bid if you are an OCB.

**The Bid cum Application Form is liable to be rejected if the above instructions, as applicable, are not complied with.**

For helpline details of the BRLMs pursuant to the SEBI ICDR Master Circular, see “*General Information –Book Running Lead Managers*” on page 97.

### **Grounds for technical rejection**

In addition to the grounds for rejection of Bids on technical grounds as provided in the GID, Bidders are requested to note that Bids may be rejected on the following additional technical grounds:

- (a) Bids submitted without instruction to the SCSBs to block the entire Bid Amount;
- (b) Bids which do not contain details of the Bid Amount and the bank account details in the ASBA Form;
- (c) Bids submitted on a plain paper;
- (d) Bids submitted by UPI Bidders through an SCSBs and/or using a mobile application or UPI handle, not listed on the website of SEBI;
- (e) Bids under the UPI Mechanism submitted by UPI Bidders using third-party bank accounts or using a third-party linked bank account UPI ID (subject to availability of information regarding third-party account from Sponsor Bank(s));
- (f) Anchor Investors should submit Anchor Investor Application Form only to the Book Running Lead Managers;
- (g) Do not Bid on another Bid cum Application Form and the Anchor Investor Application Form, as the case may be, after you have submitted a Bid to any of the Designated Intermediary;
- (h) ASBA Form by the UPI Bidders using third party bank accounts or using third party linked bank account UPI IDs;
- (i) ASBA Form submitted to a Designated Intermediary does not bear the stamp of the Designated Intermediary;
- (j) Bids submitted without the signature of the First Bidder or Sole Bidder;
- (k) The ASBA Form not being signed by the account holders, if the account holder is different from the Bidder;
- (l) Bids by persons for whom PAN details have not been verified and whose beneficiary accounts are “suspended for credit” in terms of SEBI circular CIR/MRD/DP/ 22 /2010 dated July 29, 2010;
- (m) GIR number furnished instead of PAN;
- (n) Bids by RIBs with Bid Amount of a value of more than ₹200,000;
- (o) Bids by persons who are not eligible to acquire Equity Shares in terms of all applicable laws, rules, regulations, guidelines and approvals;
- (p) Bids accompanied by stock invest, money order, postal order, or cash; and
- (q) Bids uploaded by QIBs after 4.00 pm on the QIB Bid/Offer Closing Date and by Non-Institutional Bidders uploaded after 4.00 p.m. on the Bid/Offer Closing Date, and Bids by RIBs and Eligible Employees uploaded after 5.00 p.m. on the Bid/Offer Closing Date, unless extended by the Stock Exchanges. On Bid/Offer Closing Date, extension of time may be granted by Stock Exchanges only for uploading Bids received RIBs and Eligible Employees under the Employee Reservation Portion, after taking into account the total number of Bids received and as reported by the BRLMs to the Stock Exchanges.

Further, in case of any pre-Offer or post Offer related issues regarding share certificates/demat credit/refund orders/unblocking etc., investors shall reach out the Company Secretary and Chief Compliance Officer. For details of the Company Secretary and Compliance Officer, see “*General Information – Company Secretary and Compliance Officer*” on page 97.

For details of grounds for technical rejections of a Bid cum Application Form, please see the General Information Document.



### **Names of entities responsible for finalising the basis of allotment in a fair and proper manner**

The authorized employees of the Designated Stock Exchange, along with the BRLMs and the Registrar, shall ensure that the Basis of Allotment is finalized in a fair and proper manner in accordance with the procedure specified in SEBI ICDR Regulations.

### **Method of allotment as may be prescribed by SEBI from time to time**

Our Company will not make any allotment in excess of the Equity Shares through this Red Herring Prospectus and the Prospectus except in case of oversubscription for the purpose of rounding off to make allotment, in consultation with the Designated Stock Exchange. Further, upon oversubscription, an allotment of not more than one per cent of the Offer may be made for the purpose of making allotment in minimum lots.

The allotment of Equity Shares to Bidders other than to the RIBs, NIBs and Anchor Investors shall be on a proportionate basis within the respective investor categories and the number of securities allotted shall be rounded off to the nearest integer, subject to minimum allotment being equal to the minimum application size as determined and disclosed.

The Allotment of Equity Shares to each Retail Individual Investor shall not be less than the minimum Bid Lot, subject to the availability of shares in Retail Individual Investor category, and the remaining available shares, if any, shall be allotted on a proportionate basis. Not less than 15% of the Net Offer shall be available for allocation to Non-Institutional Bidders. The Equity Shares available for allocation to Non-Institutional Bidders under the Non-Institutional Portion, shall be subject to the following: (i) one-third of the portion available to Non-Institutional Bidders shall be reserved for applicants with an application size of more than ₹ 0.20 million and up to ₹ 1.00 million, and (ii) two-third of the portion available to Non-Institutional Bidders shall be reserved for applicants with an application size of more than ₹ 1.00 million, provided that the unsubscribed portion in either of the aforementioned sub-categories may be allocated to applicants in the other sub-category of Non-Institutional Bidders. The allotment to each Non-Institutional Bidder shall not be less than the Minimum NIB Application Size, subject to the availability of Equity Shares in the Non-Institutional Portion, and the remaining Equity Shares.

The allotment of Equity Shares to each Retail Individual Bidder and Non-Institutional Bidder shall not be less than the minimum bid lot, subject to the availability of shares in the Retail Portion and Non-Institutional Bidder, and the remaining available shares, if any, shall be allotted on a proportionate basis.

### **Payment into Escrow Accounts for Anchor Investors**

Our Company, in consultation with the BRLMs, in its absolute discretion, will decide the list of Anchor Investors to whom the CAN will be sent, pursuant to which the details of the Equity Shares allocated to them in their respective names will be notified to such Anchor Investors. Anchor Investors should transfer the Bid Amount (through direct credit, RTGS, NACH or NEFT) to the Escrow Account(s). For Anchor Investors, the payment instruments for payment into the Escrow Account(s) should be drawn in favour of:

- (a) In case of resident Anchor Investors: “BHARAT COKING COAL LTD ANCHOR R A/C”; and
- (b) In case of Non-Resident Anchor Investors: “BHARAT COKING COAL LTD ANCHOR NR A/C”.

Anchor Investors should note that the escrow mechanism is not prescribed by the SEBI and has been established as an arrangement between our Company, the Promoter Selling Shareholder, the Syndicate, the Escrow Collection Bank and the Registrar to the Offer to facilitate collections of Bid amounts from Anchor Investors.

### **Pre-Offer Advertisement**

Subject to Section 30 of the Companies Act, 2013, our Company shall, after filing this Red Herring Prospectus with the RoC, publish a pre-Offer and Price Band advertisement, in the form prescribed by the SEBI ICDR Regulations, in: (i) all editions of Financial Express, a widely circulated English national daily newspaper; (ii) all editions of Jansatta, a Hindi national daily newspaper; and (iii) Dhanbad edition of Bihar Observer a widely circulated Hindi newspaper, (Hindi being the regional language of Jharkhand, where our Registered and Corporate Office is located), each with wide circulation.

In the pre-Offer advertisement, we shall state the Bid/Offer Opening Date and the Bid/Offer Closing Date. The advertisement, subject to the provisions of Section 30 of the Companies Act, 2013, shall be in the format prescribed in Part A of Schedule X of the SEBI ICDR Regulations.

### **Allotment advertisement**

The Allotment Advertisement shall be uploaded on the websites of our Company, BRLMs and Registrar to the Offer, before 9:00 p.m. IST, on the second Working Day after the Bid/ Offer Closing Date, provided such final listing and trading approval from each of BSE and NSE is received prior to 9:00 p.m. IST on such day. In the event that the final listing and trading approval from each of BSE and NSE is received post 9:00 p.m. IST on the second Working Day after the Bid/ Offer Closing Date, then the Allotment Advertisement shall be uploaded on the websites of our Company, BRLMs and Registrar to the Offer, following the receipt of final listing and trading approval from each of BSE and NSE.

Our Company, the BRLMs and the Registrar shall publish an allotment advertisement not later than one Working Day after the date of commencement of trading, disclosing the date of commencement of trading in (i) all editions of Financial Express, a widely circulated English national daily newspaper; (ii) all editions of Jansatta, a Hindi national daily newspaper; and (iii) Dhanbad edition of Bihar Observer a widely circulated Hindi newspaper, (Hindi being the regional language of Jharkhand, where our Registered and Corporate Office is located), each with wide circulation.

**The information set out above is given for the benefit of the Bidders/applicants. Our Company, severally and not jointly and the Book Running Lead Managers are not liable for any amendments or modification or changes in applicable laws or regulations, which may occur after the date of this Red Herring Prospectus. Bidders/applicants are advised to make their independent investigations and ensure that the number of Equity Shares Bid for do not exceed the prescribed limits under applicable laws or regulations.**

### **Signing of the Underwriting Agreement and the RoC Filing**

- a. Our Company, the Promoter Selling Shareholder and the Underwriters intend to enter into an Underwriting Agreement on or immediately after the finalization of the Offer Price but prior to the filing of Prospectus.
- b. After signing the Underwriting Agreement, an updated Red Herring Prospectus will be filed with the RoC in accordance with applicable law, which then would be termed as the 'Prospectus'. The Prospectus will contain details of the Offer Price, the Anchor Investor Offer Price, Offer size, and underwriting arrangements and will be complete in all material respects.

### **Impersonation**

**Attention of the Bidders is specifically drawn to the provisions of sub-section (1) of Section 38 of the Companies Act, which is reproduced below:**

***“Any person who:***

- (a) makes or abets making of an application in a fictitious name to a company for acquiring, or subscribing for, its securities; or***
- (b) makes or abets making of multiple applications to a company in different names or in different combinations of his name or surname for acquiring or subscribing for its securities; or***
- (c) otherwise induces directly or indirectly a company to allot, or register any transfer of, securities to him, or to any other person in a fictitious name, shall be liable for action under Section 447.”***

The liability prescribed under Section 447 of the Companies Act, for fraud involving an amount of at least ₹1 million or 1% of the turnover of the Company, whichever is lower, includes imprisonment for a term which shall not be less than six months extending up to 10 years and fine of an amount not less than the amount involved in the fraud, extending up to three times such amount (provided that where the fraud involves public interest, such term shall not be less than three years.) Further, where the fraud involves an amount less than ₹ 1.00 million or one per cent of the turnover of the company, whichever is lower, and does not involve public interest, any person

guilty of such fraud shall be punishable with imprisonment for a term which may extend to five years or with fine which may extend to ₹ 5.00 million or with both.

### **Undertakings by our Company**

Our Company undertakes the following:

- adequate arrangements shall be made to collect all Bid cum Application Forms submitted by Bidders;
- the complaints received in respect of the Offer shall be attended to by our Company expeditiously and satisfactorily;
- all steps for completion of the necessary formalities for listing and commencement of trading at all the Stock Exchanges where the Equity Shares are proposed to be listed within three Working Days of the Bid/Offer Closing Date or such other time as may be prescribed by the SEBI or under any applicable law shall be taken;
- if Allotment is not made within the prescribed time period under applicable law, the entire Bid amount received will be refunded/unblocked within the time prescribed under applicable law, failing which interest will be due to be paid to the Bidders at the rate prescribed under applicable law for the delayed period;
- the funds required for making refunds (to the extent applicable) to unsuccessful Bidders as per the mode(s) disclosed shall be made available to the Registrar to the Offer by our Company;
- where refunds (to the extent applicable) are made through electronic transfer of funds, a suitable communication shall be sent to the Bidder within the time prescribed under applicable law, giving details of the bank where refunds shall be credited along with amount and expected date of electronic credit of refund;
- no further issue of the Equity Shares shall be made until the Equity Shares issued through this Red Herring Prospectus are listed or until the Bid monies are unblocked in ASBA Account/refunded on account of non-listing, under-subscription, etc.; and
- if our Company, in consultation with the BRLMs withdraws the Offer after the Bid/ Offer Closing Date and thereafter determines that it will proceed with an issue of the Equity Shares, it shall be required to file a fresh draft red herring prospectus with the SEBI.

### **Undertakings by the Promoter Selling Shareholder**

The Promoter Selling Shareholder, severally and not jointly, undertake the following:

- it is the legal and beneficial owner of the Offered Shares and that the Offered Shares shall be transferred to the successful Bidders free from liens, charges and encumbrances.
- it shall not have any recourse to the proceeds of the Offer for Sale until final listing and trading approvals have been received from the Stock Exchanges;
- it shall not offer any incentive, whether direct or indirect, in any manner, whether in cash or kind or services or otherwise to the Bidder for making a Bid in the Offer, and shall not make any payment, direct or indirect, in the nature of discounts, commission, allowance or otherwise to any person who makes a Bid in the Offer;
- it shall provide reasonable support and extend such reasonable cooperation as may be required by our Company and the BRLMs in redressal of such investor grievances that pertain to the Offered Shares.

### **Utilization of Net Proceeds**

Our Company and the Promoter Selling Shareholder, severally and not jointly, specifically confirm that all monies received out of the Offer shall be credited/transferred to a separate bank account other than the bank account referred to in sub-section (3) of Section 40 of the Companies Act.

## RESTRICTIONS ON FOREIGN OWNERSHIP OF INDIAN SECURITIES

Foreign investment in Indian securities is regulated through the Industrial Policy, 1991 of the Government of India and FEMA. While the Industrial Policy, 1991 prescribes the limits and the conditions subject to which foreign investment can be made in different sectors of the Indian economy, FEMA regulates the precise manner in which such investment may be made. Under the Industrial Policy, unless specifically restricted, foreign investment is freely permitted in all sectors of the Indian economy up to any extent and without any prior approvals, but the foreign investor is required to follow certain prescribed procedures for making such investment. The RBI and the concerned ministries/departments are responsible for granting approval for foreign investment.

The Government of India has from time to time made policy pronouncements on foreign direct investment (“FDI”) through press notes and press releases. The Department for Promotion of Industry and Internal Trade, Ministry of Commerce and Industry, Government of India (earlier known as the Department of Industrial Policy and Promotion) (“DPIIT”), issued the FDI Policy, which, with effect from October 15, 2020 consolidated, subsumed and superseded all previous press notes, press releases and clarifications on FDI issued by the DPIIT that were in force and effect as of and prior to October 15, 2020. The FDI Policy will be valid until the DPIIT issues an updated circular.

The transfer of shares between an Indian resident and a non-resident does not require the prior approval of the RBI, provided that: (i) the activities of the investee company are under the automatic route under the FDI Policy and transfer does not attract the provisions of the SEBI Takeover Regulations; (ii) the non-resident shareholding is within the sectoral limits under the FDI Policy; and (iii) the pricing is in accordance with the guidelines prescribed by the SEBI/RBI. For details of the aggregate limit for investments by NRIs and FPIs in our Company, see “Offer Procedure—Bids by Eligible NRIs” and “Offer Procedure—Bids by FPIs” on page 516 and 517, respectively.

In accordance with existing regulations issued by the RBI, OCBs cannot participate in this Offer.

Further, in accordance with Press Note No. 3 (2020 Series), dated April 17, 2020 issued by the DPIIT and the Foreign Exchange Management (Non-debt Instruments) Amendment Rules, 2020 which came into effect from April 22, 2020, any investment, subscription, purchase or sale of equity instruments by entities of a country which shares land border with India or where the beneficial owner of an investment into India is situated in or is a citizen of any such country (“**Restricted Investors**”), will require prior approval of the Government, as prescribed in the FDI Policy and the FEMA Rules. Further, in the event of transfer of ownership of any existing or future foreign direct investment in an entity in India, directly or indirectly, resulting in the beneficial ownership falling within the aforesaid restriction/ purview, such subsequent change in the beneficial ownership will also require approval of the Government. Furthermore, on April 22, 2020, the Ministry of Finance, Government of India has also made a similar amendment to the FEMA Rules. Pursuant to the Foreign Exchange Management (Non-debt Instruments) (Fourth Amendment) Rules, 2020, a multilateral bank or fund, of which India is a member, shall not be treated as an entity of a particular country nor shall any country be treated as the beneficial owner of the investments of such bank or fund in India.

Each Bidder should seek independent legal advice about its ability to participate in the Offer. In the event such prior approval of the Government of India is required, and such approval has been obtained, the Bidder shall intimate our Company and the Registrar to the Offer in writing about such approval along with a copy thereof within the Bid/Offer Period.

For further details, see “Offer Procedure” on page 511.

### Foreign Exchange Laws

The foreign investment in our Company is governed by *inter alia* the FEMA, the FEMA Rules, the FDI Policy issued and amended by way of press notes, and the SEBI FPI Regulations. In terms of the FEMA Rules, for calculating the aggregate holding of FPIs in a company, holding of all registered FPIs shall be included. The aggregate limit for FPI investments shall be the sectoral cap applicable to our Company. In accordance with the FEMA Rules, the total holding by any individual NRI, on a non-repatriation basis and repatriation basis, shall not exceed 5% of the total paid-up equity capital on a fully diluted basis or shall not exceed five percent of the paid up value of each series of debentures or preference shares or share warrants issued by an Indian company and the total holdings of all NRIs and OCIs put together shall not exceed 10% of the total paid-up equity capital on a fully diluted basis or shall not exceed 10% of the paid-up value of each series of debentures or preference shares or

share warrant. Provided that the aggregate ceiling of 10% may be raised to 24% if a special resolution to that effect is passed by the general body of the Indian company. For details of the aggregate limit for investments by NRIs and FPIs in our Company, see “*Offer Procedure - Bids by Eligible NRIs*” and “*Offer Procedure - Bids by FPIs*” on page 516 and 517, respectively.

**The Equity Shares offered in the Offer have not been and will not be registered under the U.S. Securities Act of 1933, as amended, or any state securities laws in the United States, and unless so registered may not be offered or sold within the United States, except pursuant to an exemption from, or in a transaction not subject to, the registration requirements of the U.S. Securities Act and applicable state securities laws. Accordingly, such Equity Shares are being offered and sold (i) outside of the United States in offshore transactions in reliance on Regulation S under the U.S. Securities Act and the applicable laws of the jurisdiction where those offers and sales occur; and (ii) within the United States to “qualified institutional buyers” (as defined in Rule 144A under the U.S. Securities Act), pursuant to the private placement exemption set out in Section 4(a) of the U.S. Securities Act.**

**The Equity Shares have not been and will not be registered, listed or otherwise qualified in any other jurisdiction outside India and may not be offered or sold, and Bids may not be made by persons in any such jurisdiction, except in compliance with the applicable laws of such jurisdiction.**

**The above information is given for the benefit of the Bidders. Our Company, the Promoter Selling Shareholder and the BRLMs are not liable for any amendments or modification or changes in applicable laws or regulations, which may occur after the date of this Red Herring Prospectus. Bidders are advised to make their independent investigations and ensure that the number of Equity Shares Bid for do not exceed the applicable limits under laws or regulations.**

## **SECTION VIII: DESCRIPTION OF EQUITY SHARES AND TERMS OF THE ARTICLES OF ASSOCIATION**

*Capitalized terms used in this section have the meanings that have been given to such terms in the Articles of Association of our Company. Pursuant to the SEBI ICDR Regulations, the main provisions of the Articles of Association of our Company are detailed below. The Articles have been adopted pursuant to a special resolution passed by the shareholders of our Company in the extraordinary general meeting held on April 15, 2025, in substitution for, and to the exclusion of, the earlier articles of association of the Company.*

*No material clause of the Articles of Association that has a bearing on the Offer and on the disclosures in this Red Herring Prospectus has been excluded. Further, the Articles of Association of our Company are in consonance with the Companies Act and SEBI Act and the regulations made thereunder and meet the requirements as laid down in law.*

### **ARTICLE OF ASSOCIATION OF BHARAT COKING COAL LIMITED**

**“This set of Articles of Association has been approved pursuant to the provisions of Section 14 of the Companies Act, 2013 and by a special resolution passed at the extraordinary general meeting of Bharat Coking Coal Limited (the “Company”) held on April 15, 2025. These Articles have been adopted as the Articles of Association of the Company in substitution for and to the exclusion of all the existing Articles thereof.”**

### **PRELIMINARY**

**The regulations contained in the Table marked ‘F’ in Schedule I to the Companies Act, 2013, as amended from time to time, shall not apply to the Company, except in so far as the same are repeated, contained or expressly made applicable in these Articles or by the said Act.**

**The regulations for the management of the Company and for the observance by the members thereto and their representatives, shall, subject to any exercise of the statutory powers of the Company with reference to addition, deletion, alteration, substitution, modification, repeal and variation thereto by special resolution as prescribed or permitted by the Companies Act, 2013, as amended from time to time, be such as are contained in these Articles.**

### **DEFINITIONS AND INTERPRETATION**

<b>1.</b>	<b>In the interpretation of these Articles the following expressions shall have the following meanings, unless repugnant to the subject or context:</b>	<b>Interpretation Clause</b>
	“The Act” or “the said Act” means The Companies Act, 2013, including any statutory modification(s) or re-enactment(s) thereof for the time being in force containing the provisions of the Legislature in relation to companies.	<b>“The Act” or the said Act</b>
	“Articles of Association” or “The Articles” means the Articles of Association of the Company, for the time being in force.	<b>The Articles</b>
	“Annual General Meeting” means a General Meeting of the members held in accordance with the provisions of section 96 of the Act or any adjourned meeting thereof.	<b>Annual General Meeting</b>
	“Applicable Law” means the Act, and as appropriate, includes any statute, law, regulation, ordinance, rule, judgment, order, decree, bye-law, clearance, directive, guideline, policy, requirement, notifications and clarifications or other governmental instruction or any similar form of decision of, or determination by, or any interpretation or administration having the force of law of any of the foregoing, by any governmental authority having	<b>Applicable Law</b>

	jurisdiction over the matter in question, or mandatory standards as may be applicable from time to time.	
	“Board Meeting” means a meeting of the Directors duly called and constituted.	<b>Board Meeting</b>
	“Board of Directors” or “Board” means the Board of Directors for the time being of the company.	<b>Board of Directors or Board</b>
	“Beneficial Owner” means and includes beneficial owner as defined in clause (a) sub-Section (1) of Section 2 of the Depositories Act, 1996 or such other Act as may be applicable.	<b>Beneficial Owner</b>
	“Capital” means the Capital for the time being raised or authorized to be raised for the purposes of the Company.	<b>Capital</b>
	“The Chairman” means the person who acts as a Chairman of the Board of Directors of the Company.	<b>The Chairman</b>
	“CIL” means Coal India Limited, a Company incorporated under the Companies Act, 1956.	<b>CIL</b>
	“Committee” means any committee of the Board of Directors of the Company formed as per the requirements of the Act or for any other purpose as the Board may deem fit.	<b>Committee</b>
	“The Company” or “This Company” or “BCCL” means “Bharat Coking Coal Limited.”	<b>The Company or This Company</b>
	“Chief Executive Officer” (CEO) or “Chairman cum Managing Director” (CMD) means an officer of a Company, who has been designated as such by the Company.	<b>Chief Executive Officer (CEO) or Chairman cum Managing Director (CMD)</b>
	“Chief Financial Officer (CFO)” means a person appointed as Chief Financial Officer of the Company.	<b>Chief Financial Officer (CFO)</b>
	“Company Secretary” or “Secretary” means a Company Secretary as defined in clause (c) of sub-section (1) of section (2) of the Company Secretaries Act, 1980(56 of 1980) who is appointed by the Company to perform the functions of a Company Secretary under the Act.	<b>Company Secretary or Secretary</b>
	“Dematerialization” is the process by which shareholder/ debenture holder can get physical share/debenture certificates converted into electronic balances in his account maintained with the participant of a Depository.	<b>Dematerialization</b>
	“Depositories Act” means the Depositories Act, 1996 as amended and the rules made thereunder and include any statutory modification or re-enactment thereof for the time being force.	<b>Depositories Act</b>
	“Depository” shall mean a depository as defined in Clause (e) sub-section (1) of section 2 of the Depositories Act, 1996 and includes a company formed and registered under the Companies Act, 1956 which has been granted a certificate of registration under sub-section (1A) of section 12 of the Securities and Exchange Board of India Act, 1992.	<b>Depository</b>
	“Director” means the Director of the Company for the time being, appointed as such.	<b>Director</b>

	“Dividend” means the dividend including any interim dividend, as defined under the Act.	<b>Dividend</b>
	“Debenture” includes debenture-stock, bonds and any other debt securities of the Company, whether constituting a charge on the assets of the Company or not.	<b>Debenture</b>
	“Executor” or “Administrator” means a person who has obtained Probate or Letters or Administration, as the case may be, from some competent court.	<b>Executor or Administrator</b>
	“Extra-ordinary General Meeting” means an extraordinary general meeting of the members duly called and constituted and any adjourned meeting thereof.	<b>Extra-ordinary General Meeting</b>
	“Electronic Mode” means electronic medium of communication including video conferencing or other audio-visual means or other electronic communication facility capable of being recorded, as may be applicable.	<b>Electronic Mode</b>
	“Financial Year” means the same as in section 2(41) of the Act.	<b>Financial Year</b>
	<p>“Free Reserves” means such reserves which, as per the latest audited balance sheet of a Company, are available for distribution as dividend: Provided that-----</p> <ol style="list-style-type: none"> <li>any amount representing unrealized gains, notional gains or revaluation of assets, whether shown as a reserve or otherwise, or</li> <li>any change in carrying amount of an asset or of a liability recognized in equity, including surplus in profit and loss account on measurement of the asset or the liability at fair value, shall not be treated as free reserves.</li> </ol>	<b>Free Reserves</b>
	“Government” means either Central Government or any Government of any of the States of India.	<b>Government</b>
	“Government Company” means a Company defined as in section 2(45) of the Act.	<b>Government Company</b>
	“Holding Company” in relation to one or more other companies, means a company of which such companies are subsidiary companies.	<b>Holding Company</b>
	“In writing or written” means and include printing, typing, lithographing, computer mode and other modes of reproducing words in visible form.	<b>In writing or written</b>
	“Independent Director” means an independent Director referred to in sub-section (6) of section 149 of the Act.	<b>Independent Director</b>
	“Key Managerial Personnel” or “KMP” means such persons as defined in section 2(51) of the Act.	<b>Key Managerial Personnel or KMP</b>
	“Local Board” means a Board constituted by the Board of Directors comprising any person for managing any of the affairs of the Company in any specified locality in India, or out of India, and to appoint any persons to be members of such local Board.	<b>Local Board</b>
	“Lien” shall mean any right, title or interest existing or creating or purporting to exist or created by way of or in the nature of sale, agreement to sell, pledge, hypothecation, license, hire purchase, lease tenancy, mortgage,	<b>Lien</b>



	charge, co-ownership, trespass, squatting, attachment or other process of any court, tribunal, or authority, statutory liabilities which are recoverable by a sale of property or any other third party rights or encumbrance generally.	
	“Managing Director” (MD) means a Director who, by virtue of the Articles of the Company or an agreement with the Company or a resolution passed in its general meeting, or by its Board of Directors, is entrusted with substantial powers of management of the affairs of the Company and includes a Director occupying the position of Managing Director, by whatever name called.	<b>Managing Director (MD)</b>
	“Manager” means an individual defined in section 2 (53) of the Act.	<b>Manager</b>
	“Marginal notes” hereto shall not affect the construction hereof.	<b>Marginal Notes</b>
	“Meeting or General Meeting” means a meeting of members.	<b>Meeting or General Meeting</b>
	“Member or Members” in relation to company, means – (a) the subscribers to the memorandum of association of the Company who shall be deemed to have agreed to become members of the Company, and on its registration, shall be entered as member in its register of members, (b) every other person who agrees in writing to become a member of the Company and whose name is entered in the register of members of the Company; (c) every person holding shares in the Company and whose name is entered in register of beneficial owners as beneficial owner	<b>Member or Members</b>
	“Month” means a calendar month.	<b>Month</b>
	“Office” means the Registered office of the Company.	<b>Office</b>
	“Ordinary Resolution” means a resolution referred to in section 114 (1) of the Act.	<b>Ordinary Resolution</b>
	“President” means the President of India.	<b>President</b>
	“Paid Up Capital” means the capital which is paid up presently.	<b>Paid Up Capital</b>
	“Persons” Includes any artificial juridical person, corporations or such other entities as are entitled to hold property in their own name.	<b>Persons</b>
	“Postal Ballot” means voting by post through postal papers distributed amongst eligible voters and shall include voting by Electronic Mode or any other mode as permitted under Applicable Law.	<b>Postal Ballot</b>
	“Register of Members”/ “Register of Debenture holders” means Register of Members including any Foreign Register/ Register of Debenture Holders, which the Company may maintain pursuant to the Act and includes Register of Beneficial owners.	<b>Register of Members/ Register of Debenture holders</b>
	“Register of Beneficial Owners” means the Register of Members in case of shares held with a Depository in any media as may be permitted by law, including in any form of Electronic Mode.	<b>Register of Beneficial Owners</b>
	“Registered Owner” means a depository whose name is entered as such in the records of the company.	<b>Registered Owner</b>
	“Registrar and Transfer Agent” (RTA) is a private firm that is registered with SEBI and provides services for companies that have issued shares to the public.	<b>Registrar and Transfer Agent</b>

	“Seal” means the Common Seal of the Company.	<b>Seal</b>
	“SEBI” means the Securities & Exchange Board of India.	<b>SEBI</b>
	“Section” means the relevant section of the Act; and shall, in case of any modification or re- enactment of the Act shall be deemed to refer to any corresponding provision of the Act as so modified or re-enacted.	<b>Section</b>
	“Security or Securities” means the shares, Debentures and/or such other securities as may be treated as securities under Applicable Law.	<b>Security or Securities</b>
	“Shares” means the shares into which the capital of the company is divided whether held in tangible or fungible form.	<b>Shares</b>
	“Special Resolution” means a resolution referred to in section 114 (2) of the Act.	<b>Special Resolution</b>
	“Statutory Auditor” means and includes those persons appointed as such, for the time being, by the Comptroller & Auditor General of India.	<b>Statutory Auditor</b>
	“Vice-Chairman” (VC) means the Vice-Chairman of the Company.	<b>Vice-Chairman (VC)</b>
	“Whole-Time Director” (WTD) means and includes a Director in the whole-time employment of the Company	<b>Whole-Time Director (WTD)</b>
	Words importing the <b>masculine gender</b> also include the <b>feminine gender</b> .	<b>Gender</b>
	Words importing the <b>plural number</b> also include the <b>singular number</b> .	<b>Singular Number</b>
	Words importing the <b>singular number</b> also include the <b>plural number</b> .	<b>Plural Number</b>
	“These Presents” or “Regulations” means these Articles of Association as originally framed or altered from time to time and include the Memorandum where the context so requires.	<b>These Presents or Regulations</b>
	<p>“Subject as aforesaid, any words or expression defined in the Act shall, except so where the subject or context forbids, bear the same meaning in these Articles.”</p> <p>Except where the context requires otherwise, these Articles will be interpreted as follows:</p> <p>a) headings are for convenience only and shall not affect the construction or interpretation of any provision of these Articles;</p> <p>b) where a word or phrase is defined, other parts of speech and grammatical forms and the cognate variations of that word or phrase shall have corresponding meanings;</p> <p>c) the expressions “hereof”, “herein” and similar expressions shall be construed as references to these Articles as a whole and not limited to the particular Article in which the relevant expression appears;</p> <p>d) the ejusdem generis (of the same kind) rule will not apply to the interpretation of these Articles. Accordingly, include and including will be read without limitation;</p> <p>e) any reference to a person includes any individual, firm, corporation, partnership, company, trust, association, joint venture, government (or agency or political subdivision thereof) or other entity of any kind, whether or not having separate legal personality. A reference to any person in these Articles</p>	<b>Expression in the Act to bear the same meaning in Articles</b>

	<p>shall, where the context permits, include such person's executors, administrators, heirs, legal representatives and permitted successors and assigns;</p> <p>f) reference to a statute or statutory provision includes, to the extent applicable at any relevant time:</p> <p>(a) that statute or statutory provision as from time to time consolidated, modified, re- enacted or replaced by any other statute or statutory provision; and</p> <p>(b) any subordinate legislation or regulation made under the relevant statute or statutory provision;</p> <p>g) references to writing include any mode of reproducing words in a legible and non-transitory form;</p> <p>h) references to Rupees, Rs., Re., INR, ₹ are references to the lawful currency of India;</p>	
2.	The regulation in Table-F in the first schedule to the act, shall not apply to the company except so far as the same are repeated or contained in or expressly made applicable by these articles or by the act.	<b>Table-F not to apply</b>
3.	The Regulations for the management of the Company and for the observance of the members thereof and their representatives shall, subject as aforesaid and to any exercise of the statutory powers of the company in reference to the repeal or alteration of or addition to its Articles of Association by Special Resolution, as prescribed or permitted by the Act, be such as are contained in these Articles.	<b>Regulations for the management of the company</b>
4.	The Company is a Public Limited Company	<b>Company is a Public Limited Company</b>
5.	The intention of these articles is to be in consonance with the contemporary rules and regulations prevailing in India. If there is an amendment in any Acts, Rules and Regulations allowing that what were not previously allowed under the statute, the Articles herein shall be deemed to have been amended to the extent that Articles will not be capable of restricting what has been allowed by the Act by virtue of an amendment subsequent to registration of the Articles.	<b>Article to be Contemporary in Nature</b>
6.	<p>The Share Capital shall be as in clause V of the Memorandum of Association (MOA) of the company with power to increase or reduce the capital and divide the shares in the capital of the Company for the time being into Equity Share Capital and Preference Share Capital and to attach thereto respectively any preferential, qualified or special rights including as to voting, privileges or conditions as may be determined in accordance with these presents and to modify or abrogate any such rights, privileges or conditions in such manner as may for the time being be permitted by the said Act.</p> <p>Save as permitted by Section 67 of the Act, the funds of the Company shall not be employed in the purchase of, or lent on security, the shares of the Company and the Company shall not give directly or indirectly, any financial assistance, whether by way of loan, guarantee, the provisions of security or otherwise, for the purpose of, or in connection with any purchase of or subscription for Shares in the Company.</p>	<b>Capital &amp; Shares</b>

7.	<p>Subject to the applicable Laws, the board may from time to time, increase the capital by issuance of new shares. Such increase shall be of such aggregate amount and to be divided into such number of shares of such respective amounts, as the resolution of the board shall prescribe, Subject to the provisions of the Act, any shares of the original or increased capital shall be issued upon such terms and conditions and with such rights and privileges annexed thereto, as the Board shall determine. Whenever the capital of the company has been increased under the provisions of this articles, the directors shall comply with the provisions of Section 64 of the Act or any such compliance as may be required by the Act for the time being force.</p>	<p><b>Increase in Capital by The Company and how carried into effect</b></p>
8.	<p>Subject to the provisions of section 62 of the Act and these Articles and to the rights of CIL, the shares and securities in the Capital of the Company for the time being shall be under the control of the Directors, who may issue, allot or otherwise dispose of the same or any of them to such persons, in such proportion and on such terms and conditions and either at a premium or at par at such time as they may from time to time think fit and to give to any person or persons the option or right to call for any shares either at par or premium during such time and for such consideration as the Directors think fit, and may issue and allot shares in the Capital of the Company or other securities on payment in full or part of any property sold and transferred or for any services rendered to the Company in the conduct of its business and any shares which may so be allotted or may be issued as fully paid up shares and if so issued, shall be deemed to be fully paid shares. Provided that option or right to call of shares shall not be given to any person or persons without the sanction of the Company in the General Meeting.</p>	<p><b>Shares and Securities Shall be under the control of the directors</b></p>
9.	<p>Every person whose name is entered as a member in the Register shall, without payment be entitled to a certificate under the common seal of the company, specifying the share or shares held by him and the amount paid thereon.</p> <p>If any security certificate be worn out, defaced, mutilated or torn or if there be no further space on the back thereof for endorsement of transfer upon production and surrender thereof to the Company, a new certificate may be issued in lieu thereof, and if any certificate be lost or destroyed then upon proof thereof to the satisfaction of the Company and on execution of such indemnity as the Company may deem adequate, being given, a new certificate in lieu thereof shall be given to the party entitled to such lost or destroyed certificate. Every certificate under the article shall be issued without payment of any fees.</p> <p>Provided that notwithstanding what is stated above the Directors shall comply with such rules or regulations or the rules made under the Act or any other Act, or rules applicable in this behalf.</p> <p>The provision of this article shall mutatis mutandis apply to issue of certificates of Debentures of the Company.</p>	<p><b>Share Certificate</b></p>
10.	<p>a) Subject to the provision of the Listing Agreement between the company and the Stock Exchange, in the event that the proper documents have been lodged, the company shall register the transfer in the name of the transferee except:</p> <p>(i) When the transferee is, in exceptional circumstances, not approved by the Directors in accordance with the provisions contained herein;</p>	<p><b>Transfer &amp; Transmission of Shares</b></p>

	<p>(ii) When any statutory prohibition or any attachment or prohibitory order of a competent authority restrains the Company from transferring the securities out of the name of the transferor;</p> <p>(iii) When the transferor object to the transfer provided he serves on the company within a reasonable time a prohibitory order of a court of competent jurisdiction.</p> <p>b) Subject to the provisions of Section 56 of the Act, these Articles and other applicable provisions of the Act or any other law for the time being in force, the board may refuse, in the interest of the company or in pursuance of power under any applicable law, to register the transfer of, or the transmission by operation of law of the right to, any shares or interest of a member in or Debenture of the company. The company shall within sixty days from the date on which the instrument of transfer, or the intimation of such transmission, as the case may be, was delivered to the company, send notice of the refusal to the transferee and the transferor or to the person giving intimation of such transmission, as the case may be, giving reasons for such refusal. Provided that the registration of a transfer shall not be refused on the ground of the transferor bring either alone or jointly with any other person or persons indebted to the company on any account whatsoever except where the company has a lien on shares.</p> <p>c) The board may, subject to the right of appeal conferred by provisions of section 58 of the Act, and any other Applicable Law declines to register-</p> <p>(i) the transfer of a share, not being a fully paid shares, to a person of whom they do not approve; or</p> <p>(ii) any transfer of shares on which the company has a lien.</p> <p>d) The Board may decline to recognize an instrument of transfer unless-</p> <p>(i) the instrument of transfer is duly executed and is in the form as prescribed in the Rules made under sub- section (1) of section 56 of the Act or Applicable Law:</p> <p>(ii) the instrument o transfer is accompanied by the certificate of the shares to which it relates, and such other evidences as the Board may reasonably require to show the right of the transferor to make the transfer; and</p> <p>(iii) the instrument of transfer is in respect of only one class of shares.</p> <p>e) No fees shall be charged for registration of transfer, transmission, probate, Succession certificates and letters of administration, certificate of death or marriage, power of attorney or similar other document.</p> <p>f) The instrument of transfer shall be in common form and in writing and all provisions of section 56 of the Act and statutory modifications thereof of the time being shall be duly complied with in respect of all transfer of shares and registration thereof.</p>	
--	---	--

11.	<p>The Company shall keep a book to be called the “Register of Transfer of Shares and Transfer of Debentures”, and therein shall be fairly and directly entered particulars of every transfer or transmission of any share or debenture. The Register of Transfers shall not be available for inspection or making of extracts by the members of the Company or any other persons. Entries in the register should be authenticated by the Secretary of the Company or by any other person authorized by the Board for the purpose, by appending his signature to each entry.</p>	<p><b>Register of Transfer of Shares and Transfer of Debentures</b></p>
12.	<p>The Company may, from time to time, by ordinary resolution increase the share capital by such sum, to be divided into shares of such amount, as may be specified in the resolution.</p> <p>A. Subject to the provisions of section 61, the Company may, by ordinary resolution,—</p> <ul style="list-style-type: none"> <li>(a) consolidate and divide all or any of its share capital into shares of larger amount than its existing shares provided that any consolidation and division which results in changes in the voting percentage of Members shall require applicable approvals under the Act;</li> <li>(b) convert all or any of its fully paid-up shares into stock, and reconvert that stock into fully paid-up shares of any denomination;</li> <li>(c) sub-divide its existing shares or any of them into shares of smaller amount;</li> <li>(d) Cancel any shares which, at the date of the passing of the resolution, have not been taken or agreed to be taken by any person, and diminish the amount of its Share Capital by the amount of Shares so cancelled. A cancellation of Shares pursuant to this Article shall not be deemed to be a reduction of the Share Capital within the meaning of the Act.</li> </ul> <p>B. Where shares are converted into stock,—</p> <ul style="list-style-type: none"> <li>(a) the holders of stock may transfer the same or any part thereof in the same manner as, and subject to the same regulations under which, the shares from which the stock arose might before the conversion have been transferred, or as near thereto as circumstances admit:</li> </ul> <p>Provided that the Board may, from time to time, fix the minimum amount of stock transferable, so, however, that such minimum shall not exceed the nominal amount of the shares from which the stock arose.</p> <ul style="list-style-type: none"> <li>(b) the holders of stock shall, according to the amount of stock held by them, have the same rights, privileges and advantages as regards dividends, voting at meetings of the Company, and other matters, as if they held the shares from which the stock arose; but no such privilege or advantage (except participation in the dividends and profits of the Company and in the assets on winding up) shall be conferred by an amount of stock which would not, if existing in shares, have conferred that privilege or advantage.</li> <li>(c) such of the regulations of the Company as are applicable to paid up shares shall apply to stock and the words “share” and “shareholder” in those regulations shall include “stock” and “stock- holder” respectively.</li> </ul>	<p><b>Alteration of Share Capital</b></p>

	<p>C. The Company may, by special resolution as prescribed by the Act, reduce in any manner subject to, any consent required by law,-</p> <p>a. Its share capital; and/or</p> <p>b. Any capital redemption reserve account; and/ or</p> <p>c. Any share premium account; and/ or</p> <p>d. Any other reserves as may be applicable</p> <p>and in particular without prejudice to the generality of the foregoing power may be: (i) extinguishing or reducing the liability on any of its Shares in respect of share capital not paid up; (ii) either with or without extinguishing or reducing liability on any of its Shares, (a) cancel paid up share capital which is lost or is unrepresented by available assets; or (b) pay off any paid up share capital which is in excess of the wants of the Company; and may, if and so far as is necessary, alter its Memorandum, by reducing the amount of its share capital and of its Shares accordingly.</p>	
13.	<p>(i) The Company in general meeting may, upon the recommendation of the Board, resolve—</p> <p>(a) that it is desirable to capitalise any part of the amount for the time being standing to the credit of any of the Company's reserve accounts, or to the credit of the profit and loss account, or otherwise available for distribution; and</p> <p>(b) that such sum be accordingly set free for distribution in the manner specified in clause (ii) (a) amongst the members who would have been entitled thereto, if distributed by way of dividend and in the same proportions.</p> <p>(ii) The sum aforesaid shall not be paid in cash but shall be applied, subject to the provision contained herein, either in or towards—</p> <p>(a) paying up any amounts for the time being unpaid on any shares held by such members respectively;</p> <p>(b) paying up in full, unissued shares or other securities of the Company to be allotted and distributed, credited as fully paid-up, to and amongst such members in the proportions aforesaid;</p> <p>(c) partly in the way specified in sub-clause (ii) (a) and partly in that specified in sub-clause (ii) (b);</p> <p>(d) a securities premium account and a capital redemption reserve account or any other permissible reserve account may, for the purposes of this regulation, be applied in the paying up of unissued shares to be issued to members of the Company as fully paid bonus shares;</p> <p>(e) The Board shall give effect to the resolution passed by the Company in pursuance of this regulation</p> <p>(i) Whenever such a resolution as aforesaid shall have been passed, the Board shall—</p>	<p><b>Capitalisation of Profits</b></p>

	<p>a) make all appropriations and applications of the undivided profits resolved to be capitalised thereby, and all allotments and issues of fully paid shares if any; and</p> <p>b) generally do all Acts and things required to give effect thereto.</p> <p>(ii) The Board shall have power-</p> <p>a) to make such provisions, by the issue of fractional certificates or by payment in cash or otherwise as it thinks fit, for the case of shares becoming distributable in fractions; and</p> <p>b) to authorize any person to enter, on behalf of all the members entitled thereto, into an agreement with the Company providing for the allotment to them respectively, credited as fully paid-up, of any further shares to which they may be entitled upon such capitalisation, or as the case may require, for the payment by the Company on their behalf, by the application thereto of their respective proportions of profits resolved to be capitalised, of the amount or any part of the amounts remaining unpaid on their existing shares;</p> <p>(iii) Any agreement made under such authority shall be effective and binding on such members.</p>	
14.	<p>(a) New shares shall be issued upon such terms and conditions and with such rights and privileges annexed thereto as the general meeting may resolve, provided that no shares (not being preference share) shall be issued carrying voting rights or rights in the Company as to dividend, capital or otherwise, which are disproportionate to the rights attaching to the holders of other shares (not being preference shares).</p> <p>(b) Where at any time it is proposed to increase the subscribed Capital of the Company by allotment of further shares, then:</p> <p>(i) Such further shares shall be offered to the persons who on the date of the offer are holders of the equity shares of the Company, in proportion as nearly as circumstances admit, to the Capital paid-up on those shares sending a letter of offer, subject to the conditions mentioned in sub – clause below</p> <p>(ii) Such offer shall be made by a notice specifying the number of shares offered and limiting a time not being less than fifteen days (or such lesser number of days as per the applicable provisions of the Act and subject to the Applicable Law from time to time and the offer if not accepted within that time limit, will be deemed to have been declined.</p> <p>Provided that the notice shall be dispatched through registered post or speed post or through electronic mode or any other mode having proof of delivery to all the existing Shareholders at least three days before the opening of the issue.</p> <p>(iii) The offer aforesaid shall be deemed to include a right exercisable by the person concerned to renounce the shares offered to him or any of them in favour of any other person and the notice referred to above shall contain a statement of this right.</p> <p>(iv) After the expiry of the time specified in the aforesaid notice or on receipt of earlier intimation from the person to whom such notice is given that he declines to accept the shares offered, the Board of</p>	<b>Further issue of shares</b>



	<p>Directors may dispose of them in such manner as they think most beneficial to the interest of the Company.</p> <p>(c) Notwithstanding anything contained in the Article No. 14(b) the further shares aforesaid may be offered in any manner whatsoever, to any persons on private placement or on preferential basis, whether or not those persons include the persons referred to clause (a) and (b) of Article 14, either for cash or for a consideration other than cash, if the price of such shares is determined subject to compliance with such conditions as may be prescribed under the Act and the rules made thereunder in accordance with the Act and the Rules; or where no such resolution is passed if so decided by a Special Resolution, as per Applicable Law.</p> <p>(d) Nothing contained in Article no. 14(c) hereof shall be deemed;</p> <p>(i) To extend the time within which the offer should be accepted; or</p> <p>(ii) To authorize any person to exercise the right of renunciation for a second time, on the ground that the person in whose favour the renunciation was first made has declined to take the shares comprised in the renunciation.</p> <p>e) Nothing contained in this Article shall apply to the increase of the subscribed capital of the Company caused by the exercise of an option attached to the debenture issued or loans raised by the Company having an option to convert such Debentures or loans into Equity shares in the Company or to subscribe for shares of the Company:</p> <p>(i) To convert such debentures or loans into Equity shares in the Company; or</p> <p>(ii) To subscribe for shares in the Company (whether such option is conferred in these Articles or otherwise).</p> <p>Provided that the terms of issue of such debentures or the terms of such loans include a term providing for such option and such term:</p> <p>(a) Either has been approved by the Central Government before the issue of the debentures or the raising of the loans or is in conformity with the rules, if any, made by the Government in this behalf; and</p> <p>(b) In case of debentures or loans or other than debentures issued to or loans obtained from Government in this behalf, has also been approved by a special resolution passed by the Company in General Meeting before the issue of the debentures or raising of the loans.</p>	
15.	The new shares resulting from an increase of (capital as aforesaid) may be issued or disposed of in accordance with the provisions of Article 8.	<b>When to be offered to Existing Members:</b>
16.	Except so far as otherwise provided by the conditions of issue or by these Articles, any capital raised by the creation of new shares shall be considered part of the original capital and shall be subject to the provisions herein contained with reference to the payment of calls and installments, transfer and transmission, forfeiture, lien, surrender, voting and otherwise.	<b>Same as Original Capital</b>
17.	Subject to the provisions of Section 55 of the Act and other Applicable Law, any preference shares may be issued from time to time, on the terms that they	<b>Issue of Redeemable Preference Shares</b>

	<p>are redeemable within 20 years and such other terms as may be decided at the time of the issue. Further,</p> <p>(i) Such preference shares shall always rank in priority with respect to payment of Dividend or repayment of Capital vis-à-vis equity shares;</p> <p>(ii) The Board may decide on the participation of preference shareholders in the surplus Dividend, type of preference shares issued whether cumulative or otherwise, conversion terms into equity if any;</p> <p>(iii) The Board may decide on any premium on the issue or redemption of preference shares.</p>	
<b>18.</b>	Notwithstanding anything contained in these Articles but subject to the provisions of sections 68 to 70 of the Act and other Applicable Laws, the Company may purchase its own shares or other specified securities. The powers conferred herein may be exercised by the Board, at any time and from time to time, and to the extent permitted by Applicable Law, and shall be subject to such rules or approval as required.	<b>Buyback of Shares/ Securities</b>
<b>19.</b>	The Board shall be entitled to issue, from time to time, subject to Applicable Law, any other Securities, including Securities convertible into Shares, exchangeable into shares, carrying such terms as to coupon, returns, repayment, servicing, as may be decided by the terms of such issue. Such securities may be issued either at par or premium and redeemed either at par or premium, as may be determined by the terms of the issue.	<b>Provisions Applicable to any Other Securities</b>
<b>20.</b>	Whenever the share capital is divided into different types or classes of shares, all or any of the rights and privileges attached to each type or class may, subject to the provisions of sections 48 of the Act, be varied with the consent in writing by holders of at least three-fourths of the issued shares of the class or is confirmed by a special resolution passed at a separate meeting of the holders of shares of that class.	<b>Modification of Rights</b>
<b>21.</b>	Except as required by law, no person shall be recognized by the Company as holding any share upon any trust, and the Company shall not be bound by, or be compelled in any way to recognize (even when having notice thereof) any equitable, contingent, future or partial interest in any share, or any interest in any fractional part of a share, or (except only as by these regulations or by law otherwise provided) any other rights in respect of any share except an absolute right to the entirety thereof in the registered holder.	<b>Shares Not to be Held in Trust</b>
<b>22.</b>	<p>i. The Board of Directors may, from time to time and subject to the terms on which Securities have been issued and subject to the conditions of allotment, by a resolution passed at a meeting of the Board, or otherwise as permitted by Applicable Law make such call as it thinks fit upon the members in respect of all moneys unpaid on the shares held by them respectively, and each member shall pay the amount of every call so made on him to the person or persons and at the times and places appointed by the Board of Directors. A call may be made payable by installments.</p> <p>ii. The option or right to make calls on Securities shall not be given to any person except with the sanction of the issuer in general meetings.</p> <p>iii. Fourteen days notice in writing of any call shall be given by the Company specifying the time and place of payment, and the person or persons to whom such call shall be paid.</p>	<b>Calls</b>

	<p>iv. A call shall be deemed to have been made at the time when the resolution authorizing such call was passed at a meeting of the Board.</p> <p>v. A call may be revoked or postponed at the discretion of the Board.</p> <p>vi. The joint-holders of a share or debenture shall be jointly and severally liable to pay all calls in respect thereof.</p> <p>vii. The Board may, from time to time at its discretion, extend the time fixed for the payment of any call, but no member or debenture holder shall be entitled to such extension save as a matter of grace and favour.</p> <p>viii. If the sum payable in respect of any call not paid on or before the day appointed for payment thereof, the holder for the time being or allottee of the securities in respect of which a call shall have been made, shall pay interest on the same at 10% per annum or at such lower rate, if any as Board of Directors may determine, from the day appointed for the payment thereof to the day of Actual payment, but the Board of Directors may waive payment of such interest wholly or in part.</p> <p>ix. Any sum, which by the terms of issue of securities becomes payable on allotment or at any fixed date, whether on account of the nominal value of the share or by way of premium, shall for the purposes of these Articles be deemed to be call duly made and payable on the date on which by the terms of issue the same becomes payable, and in case of non-payment all the relevant provisions of these Articles as to payment of interest and expenses, forfeiture or otherwise shall apply as if such sum had become payable by virtue of a call duly made and notified.</p> <p>x. On the trial or hearing of any Action or suit brought by the Company against any member or debenture holder or his representatives for the recovery of any money claimed to be due to the Company in respect of his shares or debentures, it shall be sufficient to prove that the name of the member or debenture holder in respect of whose shares or debentures the money is sought to be recovered, appears entered on the register of members or debenture holders as the holder, at or subsequently to the date at which the money sought to be recovered is alleged to have become due on the share and debentures in respect of which such money is sought to be recovered, that the resolution making the call is duly recorded in the minute book; and that notice of such call was duly given to the member or debenture holder or his representatives sued in pursuance of these Articles; and that it shall not be necessary to prove the appointment of the Directors who made such call, nor that a quorum of Directors was present at the Board at which any call was made nor that the meeting at which any call was made was duly convened or constituted nor any other matters whatsoever, but the proof of the matters aforesaid shall be conclusive of the debt.</p> <p>xi. Neither the receipt by the Company of a portion of any money which shall from time to time be due from any member or debenture holder to the Company in respect of his shares or debentures, either by way of principal or interest, nor any indulgence granted by the Company in respect of the payment of any such money, shall</p>	
--	--	--

	<p>preclude the Company from thereafter proceeding to enforce a forfeiture of such shares or debentures as hereinafter provided:</p> <p>(a) The Directors may, if it thinks fit, subject to the provision of the Act agree to and receive from any member willing to advance the same, all or any part of the amounts of his shares beyond the sums actually called up and upon the money so paid in advance, or upon so much thereof, from time to time, and at any time thereafter as exceeds the amount of the calls then made upon and due in respect of the shares on account of which such advances are made, the Board may pay or allow interest, at such rate (not exceeding without the sanction of the Company in General Meeting 12% percent per annum) as the member paying the sum in advance and the Board agree upon. The Board may agree to repay at any time any amount so advanced or may at any time repay the same upon giving to the member three months' notice in writing. Provided the moneys paid in advance of calls shall not confer a right to dividend or to participate in profits.</p> <p>(b) No member paying any such sum in advance shall be entitled to participate in profits or dividend or to voting rights in respect of the money so paid by him until the same would but for such payment become presently payable.</p>	
23.	<p>i. The Company shall have a first and paramount lien upon all the shares (other than fully paid-up shares)/debentures/securities registered in the name of each member (whether solely or jointly with others) and upon the proceeds of sale thereof, for all moneys (whether presently payable or not) called or payable at a fixed time in respect of such shares/debentures/securities and no</p> <p>equitable interest in any shares shall be created except upon the footing and condition that this article will have full effect. And such lien if any, on a share shall extend to all dividends or interest, as the case may be, payable and bonuses from time to time declared in respect of such shares for any money owing to the Company. Unless otherwise agreed the registration of a transfer of shares/debentures/securities shall operate as a waiver of the Company's lien if any on such shares/debentures/securities. The Directors may at any time declare any shares/debentures/securities wholly or in part to be exempt from the provisions of this clause.</p> <p>ii. The net proceeds of any such sale shall be received by the Company and applied in or towards payment of such part of the amount in respect of which the lien exists as is presently payable and the residue, if any, shall (subject to a like lien for sums not presently payable as existed upon the shares before the sale) be paid to the person entitled to the shares/debentures/securities at the date of the sale. Fully paid up Shares shall be free from all liens. Unless otherwise agreed, the registration of a transfer of Shares/ Debentures shall operate as a waiver of the Company's lien if any, on such Shares/ Debentures.</p> <p>iii. Any amount paid-up in advance of calls on any share may carry interest but shall not entitle the holder of the share to participate in respect thereof, in a dividend subsequently declared.</p> <p>iv. There will be no forfeiture of unclaimed dividends before the claim becomes barred by law.</p>	<b>Lien</b>

	<p>v. The option or right to call of shares shall not be given to any person except with the sanction of the company in general meeting;</p> <p>Provided that a recognised stock exchange may provisionally admit to dealings the securities of a company which undertakes to amend its articles of association at its next general meeting so as to fulfill the foregoing requirements and agrees to act in the meantime strictly in accordance with the provisions of this clause.</p>	
24.	<p>i. If any member or debenture holder fails to pay any call or installment of a call on or before the day appointed for the payment of the same or any such extension thereof as aforesaid, the Board may at any time thereafter, during such time as the call or installment remains unpaid, give notice to him requiring him to pay the same together with any interest that may have accrued and all expenses that may have been incurred by the Company by reason of such non-payment.</p> <p>ii. The notice shall name a day (not being less than fourteen days from the date of the notice) and a place or places on and at which such call or installment and such interest thereon at such rate not exceeding 20 percent per annum as the Directors shall determine from the day on which such call or installment ought to have been paid and expenses as aforesaid are to be paid. The notice shall also state that, in the event of the non-payment at or before the time and at the place appointed, the shares or debentures or securities in respect of which the call was made or installment is payable will be liable to be forfeited.</p> <p>iii. If the requirements of any such notice as aforesaid shall not be complied with, every or any share or debenture or securities in respect of which such notice has been given, may at any time thereafter before payment of all calls or installments, interest and expenses due in respect thereof, be forfeited by a resolution of the Board to that effect. Such forfeiture shall include all dividends declared or interest or any other moneys payable in respect of the forfeited share or debenture and not actually paid before the forfeiture.</p> <p>iv. When any share or debenture or securities have been so forfeited, notice of the forfeiture shall be given to the member or debenture holder in whose name it stood immediately prior to the forfeiture, and an entry of the forfeiture, with the date thereof, shall forthwith be made in the register of members or register of debenture holders but no forfeiture shall be in any manner invalidated by any omission or neglect to give such notice or to make any such entry as aforesaid.</p> <p>v. Any share or debenture or securities so forfeited shall be deemed to be the property of the Company, and may be sold, re-allotted, or otherwise disposed of, either to the original holder thereof or to any other person, upon such terms and in such manner as the Board shall think fit.</p> <p>vi. Any member whose shares or debenture holder whose debentures have been forfeited shall notwithstanding the forfeiture, be liable to pay and shall forthwith pay to the Company, on demand all calls, installments, interest and expenses owing upon or in respect of such shares or debentures at the time of the forfeiture, together with interest thereon from the time of the forfeiture until payment, at</p>	<p><b>Forfeiture of Shares/Debentures</b></p>

	<p>such rate not exceeding 20% per annum as the Board may determine and the Board may enforce the payment thereof, if it thinks fit.</p> <p>vii. The forfeiture of a share or debenture shall involve extinction, at the time of the forfeiture, of all interest in and all claims and demands against the Company, in respect of the share or debenture and all other rights incidental to the share, except only such of these rights as by these Articles are expressly saved.</p> <p>viii. A duly verified declaration in writing that the declarant is a Director or secretary of the Company and that a share or debenture or securities in the Company has been duly forfeited in accordance with these Articles on a date stated in the declaration, shall be conclusive evidence of the facts therein stated as against all persons claiming to be entitled to the shares or debentures.</p> <p>ix. Upon any sale after forfeiture or for enforcing a lien in purported exercise of the powers hereinbefore given, the Board may appoint some person to exercise an instrument of transfer of the shares or debentures sold and cause the purchaser's name to be entered in the register in respect of the shares or debentures sold and the purchaser shall not be bound to see to the regularity of the proceedings, or to the application of the purchase money, and after his name has been entered in the register in respect of such shares or debentures, the validity of the sale shall not be impeached by any person and the remedy of any person aggrieved by the sale shall be in damages only and against the Company exclusively.</p> <p>x. Upon any sale, re-allotment or other disposal under the provisions of the preceding Articles, the certificate or certificates originally issued in respect of the relative shares or debentures shall (unless the same shall on demand by the Company have been previously surrendered to it by the defaulting member or debenture holder) stand cancelled and become null and void and of no effect, and the Directors shall be entitled to issue a new certificate or certificates in respect of the said shares or debentures to the person or persons entitled thereto.</p> <p>xi. The Board may at any time before any share or debentures or securities so forfeited shall have been sold, re-allotted or otherwise disposed of, annul the forfeiture thereof upon such conditions as it thinks fit.</p>	
<b>24(A)</b>	Subject to the provisions of section 62 of the Act and the applicable Law, the company may issue options, to any directors not being independent Directors, officers, or employees of the company, its subsidiaries which would give such Directors, officers or employees, the benefit or right to purchase or subscribe at a future date, the securities offered by the company at a predetermined price, in terms of schemes of employee stock options or employees share Purchase or both provided that it will be lawful for such scheme to require an employee, officer or Directors, upon leaving the company to transfer securities acquired in pursuance of such an option, to trust or other body established for benefit of Employees.	<b>Employees Stock Options</b>
<b>24(B)</b>	Subject to and in compliance with section 54 and other applicable Law the company may issue equity share to its employees or Directors at a discount or for consideration other than cash for providing know – how or making	<b>Power to issue Sweat Equity Shares</b>

	available right in the nature of intellectual property right or value additions, by whatever name called.	
<b>24(C)</b>	<p>(a) Notwithstanding anything contained in these Articles, the Board shall be entitled to dematerialize or rematerialize its securities (both present and future) held by it with the depository and to offer its Securities for subscription in a dematerialized form pursuant to the depositories Act, 1996 and the rule framed there under if any</p> <p>(b) Every person subscribing to securities offered by the company shall have the option to receive the security certificates or to hold securities with a depository. Such a person who is the beneficial owner of securities can at any time opt out of a depository, if permitted by law, in respect of any security and the company shall, in the manner and within the time prescribed provided by the Depositories Act, 1996 issued to the beneficial owner the required certificates of securities.</p> <p>If a person opts to hold his securities with a depository, then notwithstanding anything to the contrary contained in the Act in these Articles, the company shall intimate such Depository the details of allotment of the securities and on receipt of the information the Depository shall enter in its record the name of the allottee as the beneficial owner of the securities.</p> <p>(c) All securities held by a depository shall be dematerialized and shall be in fungible form. Nothing contained in section 89 of the Act shall apply to a depository in respect of securities held by it on behalf of the beneficial owners.</p> <p>(d) (i) Notwithstanding anything to the contrary contained in the Act or in these Articles, a depository shall be deemed to be the registered owner for the purposes of effecting transfer of ownership of security on behalf of the beneficial owner.</p> <p>(ii) Save as otherwise provided in (i) above, the Depository as the registered owner of the securities shall not have any voting rights or any other rights in respect of the securities held by it.</p> <p>(iii) Every person holding securities of the company and whose name is entered as the beneficial owner in the records of the Depository shall be deemed to be member / debenture holder, as the case as the case may be of the company. The beneficial owner of securities shall be entitled to all the rights and benefits and be subject to all the liabilities in respect of his securities which are held by a depository.</p> <p>(e) Notwithstanding anything to the contrary contained in the Act or in these Articles where securities are hold in depository, the records of the beneficial ownership may be served by such Depository on the company by means of Electronic Mode.</p> <p>(f) Nothing contained in the Act or in these Articles, shall apply to a transfer or transmission of securities of securities where the company has not issued any certificates and where such securities are being held in an electronic and fungible from in a Depository .In such cases the provisions of the depositories Act, 1996 shall apply.</p> <p>(g) Notwithstanding anything to the contrary contained in the Act or these Articles, after any issue where the securities are dealt with by a Depository the company shall intimated the details thereof to the depository immediately on allotment of the such securities.</p>	<b>Dematerialization of Securities</b>

	<p>(h) Nothing contained in the Act or in these Articles the necessity of having distinctive number for securities issued by the company shall apply to securities held by a Depository.</p> <p>(i) Notwithstanding anything contained in these Articles the company shall have the right to issue securities in a public offer in dematerialized form as required by applicable law and subject to the provisions of Applicable Law, trading in the securities of the company post- listing shall be in the demat segment of the relevant stock Exchange, in accordance with the directions of SEBI, the stock exchange and the terms of the listing agreements to be entered in to with the relevant Stock Exchanges.</p>	
<b>24(D)</b>	<p>(i) subject to provision of section 40(6) of the Act and the Rules made thereunder and subject to the applicable SEBI Guidelines and subject to the terms of issue of the shares or Debentures or any securities as defined in the Securities Contract (Regulation) Act, 1956 the company may at any time pay a commission out of proceeds of the issue or profit or both to any person in consideration of his subscribing or agreeing to subscribe (whether absolute or conditionally) for any share or debenture of the company or underwriting or procuring or agreeing to procure subscriptions (whether absolute or conditionally) for shares, debentures of the company so that the commission shall not exceed in the case of share five percent of the price at which the shares are issued and in the case of the debentures, two and a half per cent of the price at which the debentures are issued or at such rate as may be fixed by the Board within the overall limit prescribed under the Act or Securities and Exchange Board of India Act, 1992. Such commission may be satisfied by the payment of cash or allotment of fully or partly paid shares /debentures / securities or partly in one way and partly in other.</p> <p>(ii) The company may, subject to applicable law pay a reasonable and lawful sum of brokerage.</p>	<b>Underwriting and Brokerage</b>
<b>25.</b>	Any debentures, debenture stock, bonds or other Securities may be issued on such terms and conditions as the Board may think fit. Provided that debenture with a right to allotment of or conversion into equity shares shall be issued in conformity with the provisions of Section 62 of the Act. Debentures, debenture stock, bonds and other securities may be made assignable free from any equities from the Company and the person to whom it may be issued. Debentures, debenture- stock, bonds or other securities with a right of conversion into or allotment of shares shall be issued only with such sanctions as may be applicable.	<b>Terms of Issue of Securities</b>
<b>26.</b>	<p>i. The Company shall maintain a Register of Members and index in accordance with Section 88 of the Act. The details of shares held in physical or dematerialized forms may be maintained in a media as may be permitted by law including in any form of electronic media.</p> <p>ii. A member, or other Security holder or Beneficial Owner may make inspection of Register of Members and annual return. Any person other than the Member or Debenture holder or Beneficial Owner of the Company shall be allowed to make inspection of the Register of Members and annual return on payment of Rs. 50 or such higher amount as permitted by Applicable Law as the Board may determine, for each inspection. Inspection may be made during business hours of the Company during such time, not being less than 2 hours on any day, as may be fixed by the Company Secretary from time to time.</p>	<b>Register of Members</b>



	<p>iii. Such person, as referred to in Article 26 (ii) above, may be allowed to make copies of the Register of Members or any other register maintained by the Company and annual return, and require a copy of any specific extract therein, on payment of Rs. 50 for each page, or such higher amount as permitted under Applicable Law.</p>	
27.	<p>Subject to the approval of the President/CIL and the provisions of these Articles and provisions of Section 73 to 76, 179, 180 of the Act, the Board may by means of a resolution passed at a meeting of the Board from time to time, borrow and/or secure the payment of any sum or sums of money for the purposes of the Company, provided that no approval of President/CIL would be necessary for borrowing from the banks for the purpose of meeting the working capital requirements on the hypothecation of the Company's Current Assets.</p>	<b>Borrowing Powers</b>
28.	<p>The Company shall keep at its registered office a Register of Charges in the manner as prescribed in Applicable Law and enter therein particulars of all charges registered with the Registrar of Companies on any property acquired subject to a charge as well as particulars of any modification of a charge and satisfaction of charge.</p> <p>The above Register and the instrument of charges kept by the Company shall be open for inspection-</p> <p>(a) by any member or creditor of the Company without fees; and</p> <p>(b) by any other person on payment of a fee of Rs. 50/-only</p>	<b>Register of Charges</b>
29.	<p>a) The Annual General Meeting shall be called during business hours, that is, between 9 A.M. and 6 P.M. on any day that is not a national holiday and shall be held either at the registered office of the Company or at some other place within the city, town or village in which the registered office of the Company is situated.</p> <p>b) All General Meetings other than Annual General Meeting shall be called as an Extraordinary General Meeting.</p> <p>c) In the case of an Annual General Meeting, all businesses to be transacted at the meeting shall be deemed special, with the exception of business relating to:</p> <p>(i) The consideration of financial statements and the reports of the Board of Directors and auditors;</p> <p>(ii) The declaration of any Dividend;</p> <p>(iii) The appointment of Directors in place of those retiring;</p> <p>(iv) The appointment of auditors by the Comptroller &amp; Auditor General of India and fixing of their remuneration by the shareholders of the Company.</p> <p>d) In case of any other meeting, all business shall be deemed special.</p> <p>e) The Board may, whenever it thinks fit, call an Extraordinary General Meeting.</p> <p>f) The intent of these Articles is that in respect of seeking the sense of the members or members of a class or any security holders, the Company shall, subject to Applicable Law, be entitled to seek assent of members, members of a class of members or any holders of</p>	<b>General Meeting</b>

	<p>securities using such contemporaneous methods of communication as is permitted by Applicable Law. A written resolution including that obtained through Electronic Mode shall be deemed to be sanction provided by the member, member of a class or other security holder by way of personal presence in a meeting</p> <p>g) The Board may, whenever it thinks fit, call an Extraordinary General Meeting and it shall do so upon a requisition in writing by any member or members holding in the aggregate not less than one-tenth of such of the paid-up capital as on the date carries the right of voting in regard to the matter in respect of which the requisition has been made.</p> <p>h) Any meeting called as above by the requisitionists shall be called in the same manner, as nearly as possible, as that in which meetings are to be called by the Board.</p> <p>i) Where there is voting in General Meeting, the person chairing the General Meeting may require a poll to be conducted.</p> <p>j) At least twenty one clear days notice in writing, specifying the place, date, day and hour of General Meetings, with a statement of the business to be transacted at the meeting shall be served in writing or through electronic mode, to every member or legal representative of any deceased member or the assignee of an insolvent member, auditor(s) and Directors of the Company.</p> <p>k) A General Meeting may be called at a shorter notice, if consented to either by way of writing or any electronic mode by not less than 95% of the members entitled to vote at such meeting.</p> <p>l) The accidental omission to give notice to or the non-receipt thereof by any member shall not invalidate any resolution passed at any such meeting.</p> <p>m) No business shall be transacted at any General Meeting unless a quorum of members is present at the time when the meeting proceeds to business.</p> <p>n) Save as otherwise provided herein, the quorum for the General Meetings shall be as provided in section 103 of the Act.</p> <p>o) If, at the expiration of half an hour from the time appointed for holding a meeting of the Company, a quorum is not present, the meeting, if convened by or upon the requisition of members shall stand dissolved, but in any other case the meeting shall stand adjourned to the same day in the next week or, if that day is a public holiday, until the next succeeding day which is not a public holiday, at the same time and place, or to such other day and at such other time and place as the Board may determine and if at such adjourned meeting a quorum is not present at the expiration of half an hour from the time appointed for holding the meeting, the members present shall be quorum and may transact the business for which the meeting was called.</p> <p>p) No business shall be discussed at any General Meeting except the election of a Chairman, while the chair is vacant.</p> <p>q) The Chairman shall be entitled to take the chair at every General Meeting of the Company.</p>	
--	--	--

	<p>r) If there is no such Chairman or if he is not to be present within fifteen minutes after the time appointed for holding such meeting or is unwilling to Act as Chairman of the meeting, the Directors present shall elect one of their members to be Chairman of the meeting.</p> <p>s) If at any meeting no Director shall be present within fifteen minutes after the time appointed for holding the meeting or if all the Directors present decline to take the chair, then the members present shall choose one of their member to be Chairman of the meeting.</p> <p>t) The Chairman of any meeting shall be the sole judge of the validity of every vote tendered at such meeting. The Chairman present at the taking of a poll shall be the sole judge of the validity of every vote tendered at such poll</p> <p>u) The Chairman of General Meeting may with the consent of any meeting at which a quorum is present, and shall, if so directed by the meeting adjourn the same, from time to time and from place to place.</p> <p>v) No business shall be transacted at any adjourned meeting other than the business left unfinished at the meeting from which the adjournment took place.</p> <p>w) When a meeting is adjourned for thirty days or more, notice of the adjourned meeting shall be given as in the case of an original meeting.</p> <p>x) Save as aforesaid, and as provided in section 103 of the Act, it shall not be necessary to give any notice of an adjournment or of the business to be transacted at an adjourned meeting.</p>	
<b>30.</b>	<p>a) Subject to any rights or restrictions for the time being attached to any class or classes of shares,—</p> <p>(i) on a show of hands, every Member present in person shall have one vote.</p> <p>(ii) on a poll, the voting rights of Members shall be in proportion to his share in the paid-up equity share capital of the Company.</p> <p>b) In the case of joint holders, the vote of the senior who tenders a vote, whether in person or by proxy, shall be accepted to the exclusion of the votes of the other joint holders. For this purpose, seniority shall be determined by the order in which the names stand in the register of members.</p> <p>c) A Member of unsound mind, or in respect of whom an order has been made by any court having jurisdiction in lunacy, may vote, whether on a show of hands or on a poll, by his Committee or other legal guardian, and any such Committee or guardian may, on a poll, vote by proxy.</p> <p>d) Any business other than that upon which a poll has been demanded may be preceded with, pending the taking of the poll.</p> <p>e) No objection shall be raised as to the qualification of any voter except at the meeting or adjourned meeting at which the vote objected to is given or tendered, and every vote not disallowed at such meeting shall be valid for all purposes.</p> <p>f) Any such objection made in due time shall be referred to the Chairman of the meeting, whose decision shall be final and conclusive.</p>	<b>Voting Rights of Members</b>

	<p>g) Subject to the provisions of these Articles, votes may be given either personally or by proxy. A body corporate being a member may vote by a representative duly authorised in accordance with section 113 of the Act, and such representative shall be entitled to exercise the same rights and powers (including the rights to vote by proxy) on behalf of the body corporate, which he represents as the body could exercise if it were an individual member.</p> <p>a) The instrument appointing a proxy and the power-of-attorney or other authority, if any, under which it is signed or a notarised copy of that power or authority, shall be deposited at the registered office of the Company not less than 48 hours before the time for holding the meeting or adjourned meeting at which the person named in the instrument proposes to vote.</p> <p>b) Every proxy (whether a member or not) shall be appointed in writing under the hand of the appointer or his attorney, or if such appointer is a body corporate, under the common seal of such corporate, or be signed by an officer or any attorney duly authorised by it, and any Committee or guardian may appoint such proxy. An instrument appointing a proxy shall be in the form as prescribed in terms of section 105 of the Act.</p> <p>c) (i) A member present by proxy shall be entitled to vote only on a poll, except where Applicable Law provides otherwise.</p> <p>(ii).The proxy so appointed shall not have any right to speak at the meeting.</p> <p>(iii).A vote given in accordance with the terms of an instrument of proxy shall be valid, notwithstanding the previous death or insanity of the principal or the revocation of the proxy or of the authority under which the proxy was executed, or the transfer of the shares in respect of which the proxy is given; provided that no intimation in writing of such death, insanity, revocation or transfer shall have been received by the Company at its office before the commencement of the meeting or adjourned meeting at which the proxy is used.</p> <p>(iv).A form of proxy shall be in the manner laid down under section 105 of the Act read with Rule 19 (3) of the Companies (Management &amp; Administration) Rules, 2014 and as amended from time to time.</p> <p>(v). Save as herein otherwise provided, the Directors shall be entitled to treat the person whose name appears on the register of members as the holder of any share as the absolute owner thereof and accordingly shall not (except as ordered by a Court of competent jurisdiction or as bye-law required) be bound to recognize any benami trust or equitable contingent or other claim to or interest in such share on the part of any person whether or not it shall have express or implied notice thereof.</p> <p>d) (i) Where permitted/required by Applicable Law, all records to be maintained by the Company may be kept in electronic form subject to the provisions of the Act and the conditions as laid down in the Applicable Law. Such records shall be kept open to inspection in the manner as permitted by the Act and Applicable Law.</p> <p>(ii)The Company shall cause minutes of all proceedings of every General Meeting to be kept by making within thirty days of the conclusion of every such meeting concerned, entries thereof in books kept for that purpose with their pages consecutively numbered.</p> <p>(iii)Any such minutes shall be evidence of the proceedings recorded therein.</p>	
--	---	--













	<p>his knowledge, attributable through Board processes, and with his consent or connivance or where he had not acted diligently.</p> <p>v. The provisions relating to retirement of Directors by rotation shall not be applicable to appointment of Independent Directors.</p> <p>vi. Subject to Applicable Law and Government Guidelines, if any, issued from time to time, an Independent Director shall hold office for a term for which he is appointed upto a maximum period of 5 (five) consecutive years on the Board of a Company, but shall be eligible for reappointment for one more term on passing of a Special Resolution by the Company and disclosure of such appointment in the Board's report.</p> <p>vii. No Independent Director shall hold office for more than 2 (two) consecutive terms, but such Independent Director shall be eligible for appointment after the expiration of 3(three) years of ceasing to become an Independent Director provided that he shall not, during the said period of 3 (three) years, be appointed in or be associated with the Company in any other capacity, either directly or indirectly</p>	
32.	<p>Subject to the provisions of the Applicable Law, the Chairman shall reserve for decision of the President/CIL any proposals or decisions of the Board of Directors or any matter brought before the Board which raises in the opinion of the Chairman, an important issue and which is on that account fit to be reserved for the decision of the President/CIL and no decision on such an important issue shall be taken in the absence of the Chairman appointed by the President/CIL.</p> <p>Without prejudice to the generality of the above provision, the Board shall reserve for the decision of the President/CIL any matter relating to:</p> <p>a) Any programme of capital expenditure for an amount exceeding the limits, if any, contained in the government guidelines issued from time to time.</p> <p>b) The Company's revenue budget in case there is an element of deficit which is proposed to be met by obtaining funds from the Government/CIL.</p> <p>c) The five-year and annual plans of development and the Company's Capital Budget.</p> <p>d) Agreement involving foreign collaboration proposed to be entered into by the Company.</p> <p>e) Winding up of the Company.</p> <p>f) Promotion of wholly or partly owned Company (ies) or subsidiary (ies) including participation in their share capital and entering into partnership and/or arrangements for sharing profits, subject to the government guidelines issued in this regard from time to time.</p> <p>g) Sale, lease, disposal or otherwise of the whole or substantially the whole of the undertaking of the Company.</p>	<b>Reserve for Decision of the President/CIL</b>
33.	<p>a) Notwithstanding anything contained in all these Articles the President/CIL may from time to time issue such directives or instructions as may be considered necessary in regard to conduct of, business and affairs of the Company and in like manner may vary and annul any such directive or</p>	<b>Directives from the President/CIL</b>

	<p>instruction. 'The Directors shall give immediate effect to the directives or instruction so issued. In particular, the President/CIL will have the powers:</p> <ul style="list-style-type: none"> <li>(i) to give directives to the Company as to the exercise and performance of its functions in matters involving national security or substantial public interest;</li> <li>(ii) to call for such returns, accounts and other information with respect to the property and Activities of the Company and its constituent units as may be required from time to time ;</li> <li>(iii) to determine in consultation with the Board annual, short and long-term financial and economic objectives of the Company.</li> </ul> <p>Provided that all directives issued by the President/ CIL shall be in writing addressed to the Chairman. The Board shall, except where the President/CIL considers that the interest of national security require otherwise, incorporate the contents of directives issued by the President</p> <p>/CIL in the annual report of the Company and also indicate its impact on the financial position of the Company.</p> <p>(b) No action shall be taken by the Company in respect of any proposal or decision of the Directors reserved for the approval of the President/CIL until his approval to the same has been obtained. The</p> <p>President/CIL shall have the power to modify such proposals or decision of the Directors</p>	
34.	<p>Subject to Applicable Law, a Director or any related party as defined in section 2 (76) of the Act or other Applicable Law may enter into any contract with Company for the sale, purchase or supply of any goods, materials, or services, or other contract involving creation or transfer of resources, obligations or services, subject to such sanctions as required by Applicable Law. Unless so required by Applicable Law, no sanction shall, however, be necessary for any contracts with a related party entered into arm's length basis. Where a contract complies with such conditions or indicia of arm's length contracts as laid down in a policy on related party transactions framed by the Board and approved in a General Meeting, the contract shall be deemed to be a contract entered into on arm's length basis. In the absence of such a policy, the Board shall be at liberty to determine the arms' length nature of any business subject to the provisions of any Applicable Law and proper justification being noted for the same.</p>	<p><b>Director's and Related Party Contract with the Company</b></p>
35.	<p>Every director shall at the first meeting of the Board in which he participates as a director and thereafter at the first meeting of the Board in every financial year or whenever there is any change in the disclosures already made, then at the first Board meeting held after such change, disclose his concern or interest in any company or companies or bodies corporate, firms, or other association of individuals which shall include the shareholding, in the manner as prescribed under Section 184 of the Act.</p> <p>A Director of the Company who is in any way, whether directly or indirectly, concerned or interested in a contract or arrangement or proposed contract or arrangement entered into or to be entered into by or on behalf of the Company, shall disclose the nature of his concern or interest at a meeting of the Board in the manner provided in section 184(2) of the Act; provided that it shall not be necessary for a Director to disclose his concern or interest in any contract or arrangement entered into or to be entered into with any other body corporate where the Director of the Company either himself or in</p>	<p><b>Disclosure by Directors</b></p>

	association with any other Director hold or holds not more than two per cent of the paid-up share capital in such other body corporate.	
36.	Subject to the provisions of Section 184 of the Act, no Director shall act as Director or take any part in the discussion of, or vote on any contract or arrangement entered into by or on behalf of the Company, if he is in any way whether directly or indirectly concerned or interested in such contract or arrangement; nor shall his presence count for the purpose of forming a quorum at the time of any such discussion or vote; and if he does vote, his vote shall be void.	<b>Interested Director not To Participate or Vote in Board's Proceeding:</b>
37.	<p>The Company shall keep a register in accordance with section 189 (1) of the Act and Applicable Law. The register shall be kept at the registered office of the Company and shall be preserved permanently and kept in the custody of the Company secretary of the Company or any other person authorized by the Board for the purpose.</p> <p>Such a register shall be open to inspection at such office, and extracts may be taken there from and copies thereof may be provided to a member of the Company on his request, within seven days from the date on which such request is made and upon the payment of Rs.10 (<i>ten rupees</i>) <i>per page</i>, or such higher amount as may be laid by the Board, as permitted by Applicable Law.</p>	<b>Register of Contracts in which Directors are Interested</b>
38.	The Company shall keep at its registered office a register containing the particulars of its Directors and Key Managerial Personnel, which shall include the details of Securities held by each of them in the Company or its holding, subsidiary, subsidiary of Company's holding Company or associate companies in accordance to Section 170 of the Act and Applicable Law.	<b>Register of Directors and Key Managerial Personnel and their Shareholding</b>
39.	<p>a) The Directors may meet together as a Board from time to time for the conduct of the business of the Company, adjourn or otherwise regulate its meetings, as it thinks fit.</p> <p style="text-align: center;"><b><i>Notice of Board Meeting</i></b></p> <p>b) A meeting of the Board shall be called by giving not less than seven days notice in writing to every Director at his address registered with the Company and such notice shall be sent by hand delivery or by post or by electronic means.</p> <p>c) The notice of the meeting shall inform the Directors regarding the option available to them to participate through electronic mode, and shall provide all the necessary information to enable the Directors to participate through such electronic mode.</p> <p>d) A meeting of the Board may be called at shorter notice to transact urgent business subject to the condition that at least one independent Director, if any, shall be present at the meeting, or in case of absence of independent Directors from such a meeting of the Board, decisions taken at such a meeting shall be circulated to all the Directors and shall be final only on ratification thereof by at least one independent Director. Where the Company does not have, for the time being, any independent Director, a Board meeting may be called at a shorter notice where such notice is approved by a majority of Directors present at such meeting.</p>	<p><b>Board Meeting</b></p> <p><b>Notice of Board Meeting</b></p>

	<p style="text-align: center;"><b><i>Number of Board Meeting</i></b></p> <p>e) The Board shall meet at least four times every year in such a manner that not more than one hundred and twenty days shall intervene between two consecutive meetings of the Board. The Directors may adjourn and otherwise regulate their meetings as they think fit.</p>	<p><b>Number of Board Meeting</b></p>
	<p style="text-align: center;"><b><i>Attendance</i></b></p> <p>f) Every Director present at any meeting of the Board or of a Committee thereof shall sign his name in a book to be kept for that purpose. The names of Directors who have participated in Board meetings through electronic mode shall be entered and initialled by the Company Secretary, stating the manner in which the Director so participated.</p>	<p><b>Attendance</b></p>
	<p style="text-align: center;"><b><i>Calling a Board Meeting</i></b></p> <p>g) The Chairman/ Vice Chairman/ CMD/ CEO/ Managing Director or a Director may, and the Company Secretary with the approval of Chairman/ Vice-Chairman/ CMD summons a meeting of the Board.</p>	<p><b>Calling a Board Meeting</b></p>
	<p style="text-align: center;"><b><i>Decision at Board Meeting</i></b></p> <p>h) Save as otherwise expressly provided in the Act, questions arising at any meeting shall be decided by a majority of votes and in case of an equality of votes, the Chairman shall have a second or casting vote.</p>	<p><b>Decision at Board Meeting</b></p>
	<p style="text-align: center;"><b><i>Chairman of the Meeting</i></b></p> <p>i) CMD/ Chairman/ Vice Chairman shall preside at all meetings of the Board as well as General Meetings. If an individual is appointed or reappointed by the President as the Chairman of the Company as well as the Managing Director of the Company at the same time, in that case, such person shall preside at all meetings of the Board as well as General Meetings of the Company. Otherwise, the Board may elect a Chairman, and determine the period for which he is to hold office. The Managing Director/CEO may also be appointed by the Board as the Chairman.</p> <p>j) If no such Chairman is elected, or if at any meeting the Chairman is not present within five (05) minutes after the time appointed for holding the meeting, the Directors present may choose one of their members to be Chairman of the meeting.</p>	<p><b>Chairman of the Meeting</b></p>
	<p style="text-align: center;"><b><i>Participation through Electronic Mode</i></b></p> <p>k) Subject to the provisions of section 173(2) of the Act and Applicable Law, the Directors may participate in meetings of the Board otherwise through physical presence, electronic mode as the</p>	<p><b>Participation through Electronic Mode</b></p>

	<p>Board may from time to time decide and Directors shall be allowed to participate from multiple locations through modern communication equipments for ascertaining the views of such Directors who have indicated their willingness to participate by such electronic mode, as the case may be.</p> <p>l) The Board may, by way of a resolution passed at a meeting, decide the venues where arrangements may be made by the Company, at the Company's cost, for participation in Board meetings through electronic mode, as the case may be, in accordance to the provisions of 173(2) of the Act and Applicable Law. In case of a place other than such places where Company makes arrangements as above, the Chairman may decline the right of a Director to participate through electronic mode in view of concerns of security, sensitivity and confidentiality of Board proceedings. Where the Chairman so permits a Director to participate from a place other than the designated places where the Company has made the arrangements, the security and confidentiality of the Board proceedings shall be the responsibility of the Director so participating, and the cost and expense in such participation, where agreed to by the Chairman, may be reimbursed by the Company.</p> <p>m) Subject as aforesaid, the conduct of the Board meeting, where a Director participates through electronic mode shall be in the manner as laid down in Applicable Law.</p> <p>n) The rules and regulations for the conduct of the meetings of the Board, including for matters such as quorum, notices for meeting and agenda, as contained in these Articles, in the Act and/or Applicable Law, shall apply to meetings conducted through electronic mode, as the case may be.</p> <p>o) Upon the discussions being held by electronic mode, as the case may be, the Chairman or the Company secretary shall record the deliberations and get confirmed the views expressed, pursuant to circulation of the draft minutes of the meeting to all Directors to reflect the decision of all the Directors participating in such discussions.</p> <p>p) Subject to provisions of section 173 of the Act and the applicable rules, a Director may participate in and vote at a meeting of the Board by means of electronic mode which allows all persons participating in the meeting to hear and see each other and record the deliberations. Where any Director participates in a meeting of the Board by any of the means above, the Company shall ensure that such Director is provided with a copy of all documents referred to during such Board meeting prior to the commencement of this Board meeting.</p> <p style="text-align: center;"><b><i>Quorum</i></b></p> <p>q) The quorum for a meeting of the Board shall be determined from time to time in accordance with the provisions of the section 174</p> <p>of the Act. If a quorum is not present within fifteen minutes from the time appointed for holding a meeting of the Board it shall be adjourned until such date and time as the Chairman of the Board shall decide.</p>	<p style="text-align: center;"><b>Quorum</b></p>
--	---	--







	<p>viii. All appointments of officers made at any of the meetings aforesaid shall be included in the minutes of the meetings.</p> <p>ix. The minutes shall also contain:</p> <p>(i) The names of the Directors present at the meeting; and</p> <p>(ii) In the case of each resolution passed at the meeting the names of the Directors, if any, dissenting from or not concurring in the resolution.</p> <p>x. Nothing contained in Articles herein above, shall be deemed to require the inclusion in any such minutes of any matter which, in the opinion of the Chairman of the meeting:</p> <p>a. is, or could reasonably be regarded as defamatory of any person.</p> <p>b. is irrelevant or immaterial to the proceedings; or</p> <p>c. is detrimental to the interest of the Company</p> <p>xi. The Chairman shall exercise an absolute discretion in regard to the inclusion or non-inclusion of any matter in the minutes on the grounds specified in this article</p> <p>xii. Minutes of meetings kept in accordance with the aforesaid provisions shall be evidence of the proceedings recorded therein</p> <p>xiii. Any Director of the Company may requisition for physical inspection of the Board meeting minutes by giving a prior notice of seven days.</p> <p>Provided that the Director can requisition to inspect Board meeting minutes only for the period that he is on the Board of the Company.</p> <p>Provided further that the physical inspection shall be done solely by the Director himself and not by his authorised representative or any power of attorney holder or agent.</p> <p style="text-align: center;"><b><i>Chairman of Committee of the Board</i></b></p> <p>xiv. A Committee may elect a Chairman of its meetings if no such Chairman is elected or if at any meeting the Chairman is not present, within 15 minutes after the time appointed for holding the same, the members present may choose one of their member to be Chairman of the meeting.</p> <p style="text-align: center;"><b><i>Directors may be Directors of Companies Promoted by the Company</i></b></p> <p>xv. A Director of this Company may be, or become, a Director of any Company promoted by this Company or in which it may be interested as a vendor, member or otherwise.</p>	<p style="text-align: center;"><b>Chairman of Committee of the Board</b></p> <p style="text-align: center;"><b>Directors may be Directors of Companies</b></p>
--	---	--

		<b>Promoted by the Company</b>
<b>40.</b>	The Board may exercise all such powers of the Company and do all such acts, and things as are not, by the Act and Applicable Law made thereunder, or any other Act, or by the Memorandum, or by these Articles of the Company, required to be exercised by the Company in General Meeting subject nevertheless to these Articles, to the provisions of the Act and the Applicable Law made thereunder, or any other Act and to such regulations being not inconsistent with the aforesaid regulations or provisions, as may be prescribed by the Company in General Meeting; but no regulations made by the Company in General Meeting shall invalidate any prior Act of the Board which would have been valid if that regulation had not been made.	<b>Powers of The Board</b>
<b>40(a)</b>	The Board may, subject to Applicable Law, also give a loan to a Director or any entity in which the Director is interested. Where any sum of money is payable by a Director, the Board may allow such time for payment of the said money as is acceptable within customary periods for payment of similar money in contemporaneous commercial practice. Grant of such period for payment shall not be deemed to be a “loan” or grant of time for the purpose of sec 180 (1) (d) of the Act and applicable Law.	<b>Loan to Directors</b>
<b>40(b)</b>	The Board may subject to section 186 of the Act and provisions of Applicable Law made there under shall by means of unanimous resolution passed at meeting of Board from time to time, invest, provide loans or guarantee or security on behalf of the Company to any person or entity.	<b>Loan and Investment by the Company</b>
<b>41.</b>	<p>Without prejudice to the general powers conferred by section 179(3) of the Act or Applicable Laws made there under and the preceding article and so as not in any way to limit or restrict those powers, and without prejudice to the other powers conferred by these Articles, but subject to the restrictions contained in these Articles or the Applicable Law it is hereby declared that the Board of Directors shall have the following powers; that is to say, power:</p> <ol style="list-style-type: none"> <li>To pay the costs, charges and expenses preliminary and incidental to the promotion, formation, establishment and registration of the Company.</li> <li>To pay any interest lawfully payable under the provisions of the Act.</li> <li>To act jointly and severally in all or any of the powers conferred on them.</li> <li>To appoint and nominate any person(s) to Act as representative for purpose of attending and/or voting on behalf of the Company at a meeting of any Company or association.</li> <li>To comply with the provisions of Applicable Law which in their opinion shall, in the interest of the Company be necessary or expedient to comply with.</li> <li>To make, vary and repeal bye-laws for regulation of business of the Company and duties of officers and servants.</li> <li>Subject to sections 179 and 188 of the Act to purchase or otherwise acquire for the Company any property, rights or privileges which the Company is authorised to acquire, at or for such price or consideration and generally on such terms and conditions as they may think fit and</li> </ol>	<b>Specific Powers of Board of Directors</b>

	<p>in any such purchase or other acquisition to accept such title as the Directors may believe or may be advised to be reasonably satisfactory.</p> <p>h. Subject to the provisions of the Act and Applicable Laws, to pay for any property, rights or privileges acquired by or services rendered to the Company, either wholly or partially, in shares, bonds, debentures, mortgages, or other securities of the Company, and such shares may be issued either as fully paid up or with such amount credited as paid up thereon as may be agreed upon all or any part of the property of the Company and its uncalled capital or not so charged;</p> <p>i. To secure fulfillment of any contracts or arrangement entered into by the Company by mortgage or charge of all or any of the property of the Company and its uncalled capital for the Company being or in such manner as they may think fit;</p> <p>j. To accept from any member, as far as may be permissible by law, surrender of his shares or any part thereof, on such terms and conditions as shall be agreed;</p> <p>k. To borrow or raise or secure the payment of money in such manner as the Company shall think fit and in particular by the issue of debenture or debenture stock, perpetual or otherwise charged upon all or any of the Company's property (both present and future).</p> <p>l. To open and deal with current account, overdraft accounts or any such account by availing fund based/ non-fund based limits with any bank/banks for carrying on any business of the Company.</p> <p>m. To approve budgets – To approve Capital Budgets and Revenue Budgets of the Company.</p> <p>n. To sub-delegate powers - To sub-delegate all or any of the powers, authorities and discretion for the time being vested in the Board of Directors subject, however, to the ultimate control and authority being retained by them. Any such delegate or attorney as aforesaid may be authorized by the Board of Directors to sub-delegate all or any of the powers, authorities and discretion for the time being vested in them.</p> <p>o. To appoint any person (whether incorporated or not) to accept and hold in trust for the Company and property belonging to the Company, in which it is interested, or for any other purposes; and execute such deeds and do all such things as may be required in relation to any trust, and to provide for the remuneration of such trustee or trustees;</p> <p>p. To institute, conduct, defend, compound, refer to arbitration or abandon any legal proceedings by or against the Company or its officers, or otherwise concerning the affairs of the Company, and also to compound and allow time for payment or satisfaction of any debts due, and of any claim or demands by or against the Company and to appoint solicitors, Advocates, Lawyers, Counsel and other legal advisers for such purposes or for any other purposes and settle and pay their fee or remunerations.</p> <p>q. To refer any claims or demands or differences by or against the Company or to enter into any contract or arrangement for reference to arbitration, and observe, enforce, perform, compound or challenge such awards and to take proceedings for redressal of the same.;</p>	
--	---	--

	<p>r. To act as trustees in composition of the Company's debtors and/or act on behalf of the Company in all matters relating to bankrupts and insolvents;</p> <p>s. To make and give receipts, releases and other discharges for moneys payable to the Company and for the claims and demands of the Company.</p> <p>t. Subject to the provisions of sections 179 and 186 of the Act, to invest and deal with any monies of the Company not immediately required for the purpose thereof upon such security (not being shares of this Company), or without security and in such manner as they think fit, and from time to time to vary the size of such investments. Save as provided in section 187 of the Act, all investments shall be made and held in the Company's own name;</p> <p>u. To execute in the name and on behalf of the Company or in favour of any Director or other person who may incur or be about to incur any personal liability whether as principal or surety, for the benefit of the Company, such mortgages of the Company's property (present or future) as they think fit, and any such mortgage may contain a power of sale and such other powers, provisions, covenants and agreements as shall be agreed upon.</p> <p>v. To determine from time to time who shall be entitled to sign, on Company's behalf, bills, notes, receipts, acceptances, endorsements, cheques, dividends, warrants, releases, contracts and documents and to give the necessary authority for such purpose;</p> <p>w. Subject to provisions of Applicable Law, to give a Director or any officer or any other person whether employed or not by the Company, share or shares in the profits of the Company, commission on the profits of any particular business or transaction; and to charge such bonus or commission as part of the working expenses of the Company;</p> <p>x. To provide for the welfare of Directors or ex-Directors or employees or ex-employees of the Company and their wives, widows and families or the dependents or connections of such persons by building or contributing to the building of houses, dwellings or by grants of money, pension, gratuities, allowances, bonus or other payments, or by creating and from time to time subscribing or contributing to provident fund and other associations, institutions; funds or trusts and by providing or subscribing or contributing towards places of instructions and recreation, hospitals and dispensaries, medical and other attendance and other assistance as the Board shall think fit;</p> <p>y. To subscribe or contribute or otherwise to assist or to guarantee money to charitable, benevolent, religious, scientific, national or other institutions or objects which shall have any moral or other claim to support or aid by the Company, either by reason of locality of operation, or of public and general utility or otherwise;</p> <p>z. Before recommending any dividend, to set aside out of the profits of the Company such sums as they may think proper for depreciation or to depreciation fund, or to an insurance fund, or as a reserve fund, or sinking fund, or any special fund to meet contingencies or to repay debentures or debenture stock, or for special dividends or for equalized dividends or for repairing, improving, extending and maintaining any of the property of the Company or for such other purpose (including the purposes referred to in the preceding clause), as the Board may, in</p>	
--	---	--

	<p>their absolute discretion, think conducive to the interest of the Company, and subject to section 179 of the Act, to invest the sums so set aside or so much thereof as required to be invested upon such investments (other than shares of the Company) as they may think fit, and from time to time to deal with and vary such investments and dispose of and apply and expand all or any part thereof for the benefit of the Company, in such manner and for such purpose as the Board in their absolute discretion think conducive to the interest of the Company, notwithstanding that the matters to which the Board apply or upon which they expend the same, or any part thereof, may be matters to or upon which the capital moneys of the Company might rightly be applied or expended; and to divide the reserve into such special funds as the Board may think fit, with full power to transfer the whole, or any portion of a reserve fund or division of a reserve fund to another reserve fund or division, of a reserve fund and with full power to employ the assets constituting all or any of the above funds, including the depreciation fund, in the business of the Company or in the purchase or repayment of debentures or debenture stock, and without being bound to keep the same, separate from the other assets, and without being bound to pay interest on the same, however, Board at their discretion to pay or allow to the credit of such funds interest at such rate as the Board may think proper.</p> <p>aa. Subject to the provisions of the Act and applicable law, to create posts only for non-executive employees in any discipline and appoint, and at their discretion, institute disciplinary proceedings including suspension or removal of such general managers, managers, company secretary, assistants, supervisor, clerks, agents, other officers and employees, and servants of permanent, temporary or special services as they may from time to time think fit, and to determine their powers and duties and fix their salaries or emoluments or remuneration, and to require security in such instances and to such amount as they may think fit also from time to time provide for the management and transact the affairs of the Company in any specified locality in India, or elsewhere in such manner as they think fit.</p> <p>bb. To comply with the requirements of any local law which in their opinion it shall, in the interest of the Company, be necessary of expedient of comply with;</p> <p>cc. Subject to applicable provisions of the Act and Rules made thereunder, and subject to any other applicable law, to appoint purchasing and selling agents for purchase and sale of Company's requirement and products respectively.</p> <p>dd. From time to time and at any time to establish any local Board for managing any of the affairs of the Company in any specified locality in India or elsewhere and to appoint any persons to the members of such local Boards and to fix their remuneration.</p> <p>ee. Subject to section 179 &amp; 180 of the Act from time to time and at any time, delegate to any person so appointed any of the powers, authorities and discretion for the time being vested in the Board, other than their power to make calls or to make loans or borrow or monies, and to authorise the members for the time being of any such local Board, or any of them to fill up any vacancies therein and to Act notwithstanding vacancies, and any such appointment or delegation may be made on such terms and subject to such conditions as the Board may think fit,</p>	
--	---	--

	<p>and the Board may at any time remove any person so appointed, and may annul or vary any such delegation.</p> <p>ff. At any time and from time to time by power of attorney under the seal of the Company, to appoint any person or persons to be the attorney or attorneys of the Company, for such purposes and with such powers, authorities and discretion (not exceeding those vested in or exercisable by the Board under these presents and excluding the powers to make calls and excluding also, except in their limits authorised by the Board, the power to make loans and borrow money') and for' such period and subject to such conditions as the Board may from time to time think fit; and any such appointment may (if the Board thinks fit) be made in favour of the members or any of the members of any local Board, established as aforesaid or in favour of any Company, or the shareholders, Directors, nominees or managers of any Company or firm or otherwise in favour of any fluctuating body of persons whether nominated directly by the Board and any such power of attorney may contain such powers for the protection or convenience of persons dealing with such attorneys as the Board may think fit and may contain powers enabling any such delegates or attorneys as aforesaid to sub-delegate all or any of the powers, authorities and discretions for the time being vested in them;</p> <p>gg. Subject to sections 184 and 188 of the Act, for or in relation to any of the matters aforesaid or otherwise for the purposes of the Company to enter into all such contracts, agreements and to execute and do all such Acts, deeds and things in the name and on behalf of the Company as they may consider expedient;</p> <p>hh. Subject to the provisions of the Act, the Board may pay such remuneration to Chairman / Vice Chairman of the Board upon such conditions as they may think fit.</p> <p>ii. To take insurance of any or all properties of the Company and any or all the employees and their dependents against any or all risks.</p> <p>jj. (i).To take insurance on behalf of its CMD/Managing Director/CEO, Director(s), Manager, Chief Financial Officer, Secretary or any officer or employee of the Company for indemnifying any of them against any liability in respect of any negligence, default, misfeasance, breach of duty or breach of trust for which they may be guilty in relation to the Company.</p> <p>(ii).To invest and deal with any of the monies of the Company in any currency not immediately required for the purposes thereof, upon such securities and in such manner as they may think fit and from time to time to vary or realize such investment, subject to compliance of RBI and Government Guidelines as issued from time to time.</p> <p>kk. To subscribe or otherwise to assist or to give Guarantee money to Scientific Institutions or Objects.</p> <p>ll. To authorize, the undertaking of works of a capital nature where detailed project reports have been prepared with estimates of different components parts of the project and to invite and accept tenders relating to works included in the approved estimate.</p> <p>mm. To authorize the undertaking of works of a capital nature, not covered by clause (ll) above, if required to be taken up in advance of the preparation of a detailed project report or otherwise as individual works, whether as part of existing or new schemes, not exceeding the</p>	
--	--	--

	<p>limits contained in the Guidelines issued by the Govt. /CIL from time to time.</p> <ul style="list-style-type: none"> <li>(i) The project should be included in the approved five year and annual plans and outlays provided for,</li> <li>(ii) The expenditure on such works in subsequent years will be the first call on the respective allocations; and</li> <li>(iii) The required funds can be found from the internal resources of the Company and the expenditure is incurred on schemes included in the capital budget approved by the government/CIL.</li> <li>(iv) The enhanced delegation will be applicable in respect of projects for which no budgetary supports are envisaged i.e. projects funded 100% from IEHR. The term IEHR (internal and extra budgetary resources) for this purpose would include extra budgetary resources such as bonds, ECB and other similar mobilization made on their own internal strength by the PSUs but excluding Govt. Guaranteed borrowings.</li> </ul> <p>nn. To appoint agency or agencies or attorneys from time to time to provide for the management of the affairs of the Company outside the mining areas which in the context includes the townships and sites of operations of the Company in such manner as they think fit, and in particular to appoint any person to be the attorney or agent of the Company with such powers (excluding power to sub-delegate) and upon such terms as may be thought fit.</p> <p>oo. To exercise the powers as per guidelines/orders issued by the Govt./CIL from time to time.</p> <p>pp. The Board will have full powers other than those reserved for its shareholders, President/CIL in all matters for the operations of the company including inter alia all financial matters, all matters connected with taxes, duties, levies, cess, etc., Capital/ Revenue works Land acquisitions, including payment of compensation to land outsees, employment to PAPs, purchases and contracts, write-off of stocks etc. by following of CIL Manuals and other applicable Policies and practices etc. like Tender Committees, Purchase Committees, Selection Committees, Departmental Promotion Committees for non-executives with due regard to Budget provision, Financial Concurrence, Service Rules &amp; Guidelines, etc. as the case may be.</p> <p>qq. Subject to the provisions of the Act and of these Articles, the President shall have the power to appoint any of the Board member(s) as CMD/Managing Director(s)/CEO of the Company for fixed term not exceeding five years at a time and upon such terms and conditions as the Board thinks fit and subject to the provisions of these Articles the Board may by resolution vest in such Managing Director(s) such of the powers hereby vested to the Board generally as it thinks fit, and such powers may be made exercisable for such period or periods and upon such conditions and subject to such restrictions as it may determine.</p> <p>rr. (i) Subject to the article above, the powers conferred on the CMD/Managing Director/CEO shall be exercised for such objects and purpose and upon such terms and conditions and with such restrictions as the Board may think fit and it may confer such</p>	
--	--	--

	<p>powers either collateral with or to the exclusion of and in substitution of all or any of the powers of the Board in that behalf and may from time to time revoke, withdraw, alter or vary all or any of such powers. CMD/Managing Director/CEO shall not exercise any powers under Section 179 of Act except such powers which can be delegated under the Act and specifically delegated by a resolution of the Board.</p> <p>(ii). Subject to Section 179 of the Act, to sub-delegate all or any of the powers, authorities and discretions for the time being vested in the Directors, subject however, to the ultimate control and authority being retained by them.</p> <p>ss. Any such delegates or attorney as aforesaid may be authorized by the Directors to sub-delegate all, or any of the powers authorities and discretions for the time being vested in them.</p> <p>tt. To lend money to subsidiaries and associated organizations, on such terms and conditions as they may consider desirable.</p> <p>uu. To carry out mergers and acquisitions subject to guidelines issued by the Govt. from time to time.</p> <p>vv. To enter into technology joint ventures and strategic alliances subject to guideline issued by Govt. from time to time.</p> <p>ww. To give Bonus etc. - To give, award, or allow any bonus, pension, gratuity or compensation to any employee of the Company or his widow, children, or dependents, that may appear to the Board of Directors just or proper, whether such employee, his widow, children or dependants have or have not a legal claim upon the Company.</p> <p>xx. To sanction/ reimburse expenses – To sanction, pay and reimburse to the officers or employees of the Company in respect of any expenses incurred by them on behalf of the Company, or in connection with the business of the Company.</p> <p>yy. To hire any Person/ Firm/ Company (excluding Foreign Consultancy) as Consultants/ Experts/ Advisors to provide consultancy or to look after such matters as may be deemed fit in connection with the Company activities on monthly retainer fee basis or otherwise, or on such other terms &amp; conditions as may be deemed fit, subject to guidelines, if any.</p>	
42.	Company shall establish a vigil mechanism for their Directors and employees to report their genuine concerns or grievances. Audit Committee shall oversee the vigil mechanism. The vigil mechanism shall provide for adequate safeguards against victimization of employees and Directors who avail of the vigil mechanism and also provide for direct access to the Chairman of the Audit Committee or the Director nominated to play the role of Audit Committee, as the case may be, in exceptional cases. In case of repeated frivolous complaints being filed by a Director or an employee, the Audit Committee may take suitable action against the concerned Director or employee including reprimand.	<b>Vigil Mechanism</b>
43.	1) Subject to the provisions of this Act, a director of a Company shall act in accordance with the Articles of the Company.	<b>Duties Of Directors</b>



	<p>2) A director of a Company shall act in good faith in order to promote the objects of the Company for the benefit of its members as a whole, and in the best interests of the Company, its employees, the shareholders, the community and for the protection of environment.</p> <p>3) A director of a Company shall exercise his duties with due and reasonable care, skill and diligence and shall exercise independent judgment.</p> <p>4) A director of a Company shall not involve in a situation in which he may have a direct or indirect interest that conflicts, or possibly may conflict, with the interest of the Company.</p> <p>5) A director of a Company shall not achieve or attempt to achieve any undue gain or advantage either to himself or to his relatives, partners, or associates and if such director is found guilty of making any undue gain, he shall be liable to pay an amount equal to that gain to the Company.</p> <p>6) A director of a Company shall not assign his office and any assignment so made shall be void.</p> <p>7) If a director of the Company contravenes the provisions of this section such director shall be punishable with fine which shall not be less than one lakh rupees but which may extend to five lakh rupees.</p>	
44.	<p>Subject to the provisions of the Act and Applicable Law,—</p> <p>A. Manager, Company Secretary or Chief Financial Officer may be appointed at a Board Meeting for such term, at such remuneration and upon such conditions as it may think fit; and any Manager, Company Secretary or Chief Financial Officer so appointed may be removed by means of a resolution at a Board Meeting;</p> <p>B. The Board may also designate the head of the financial function to be the CFO of the Company.</p>	<b>Manager, Company Secretary Or Chief Financial Officer</b>
45.	The functions of the Company Secretary shall be in accordance with Section 205 of the Act and other Applicable Law.	<b>Functions Of A Company Secretary</b>
46.	<p>Any Director or the Company Secretary or any officer appointed by the Board for the purpose shall have power to authenticate any documents relating to the constitution of the Company and any books, records, documents and accounts relating to the business of the Company and to certify copies or extracts thereof; and where any books, records documents or accounts are then, at the office, the local manager or other officer of the Company having the custody thereof, shall be deemed to be a person appointed by the Board as aforesaid.</p> <p>Document purporting to be a copy of resolution of the Board or an extract from the minutes of meeting of the Board which is certified as such in accordance with the provisions of the last preceding Article shall be conclusive evidence in favour of all persons dealing with the Company upon the faith thereof that such resolution has been duly passed or, as the case may be that extract is a true and accurate records of a duly constituted meeting of the Directors.</p>	<b>Power To Authenticate Documents</b>
47.	a) The Board shall provide a Common Seal for the purposes of the Company, and shall have power from time to time to destroy the same and substitute a new Seal in lieu thereof and the Seal shall never be used except by the authority of the Board or a Committee of the Board previously given. The	<b>The Seal</b>

	<p>Company shall also be at liberty to have an official Seal for use in any territory, district or place outside India.</p> <p>b) The Seal of the Company shall not be affixed to any instrument except by the authority of a resolution of the Board or of a Committee of the Board authorised by it in that behalf, and except in the presence of such Directors and the Company Secretary or such other person as the Board may specify/appoint for the purpose; and the Director and the Company Secretary or other person aforesaid shall sign every instrument to which the Seal of the Company is so affixed in their presence. The Board shall provide for the safe custody of the Seal.</p>	
<b>48.</b>	<p>The profits of the Company available for payment of dividend, subject to any special rights relating thereto created or authorized to be created by these prescribed and subject to the provisions of those presents as to the reserve fund shall with the approval of the CIL be divisible amongst the members in proportion to the amount of capital paid up on the shares held by them respectively. Provided always that (subject as aforesaid) any capital paid upon a share during the period in respect of which a dividend is declared, shall unless the Directors otherwise determine, only entitle the holder of such share to an apportioned amount of such dividends as from the date of payment.</p> <p>The Company in Annual General Meeting may declare a dividend to be paid to the members according to their respective rights and interest in the profits and may fix the time for payment but no dividend shall exceed the amount recommended by the Board. The Company in general meeting may, however declare a lesser Dividend. No Dividend shall bear interest against the Company.</p>	<b>Division of Profit &amp; Dividend</b>
<b>49.</b>	Subject to the provisions of section 123 of the Act and Applicable Law, the Board may from time to time pay to the members such interim dividends as appear to it to be justified by the profits of the Company.	<b>Interim Dividend</b>
<b>50.</b>	There shall not be any forfeiture of unclaimed dividends and the Company shall comply with the applicable provisions of the Act relating to transfer of unclaimed and unpaid dividend to the Investor Education And Protection Fund or to any such other fund as may be required under Applicable Laws.	<b>Unclaimed Or Unpaid Dividend</b>
<b>51.</b>	The Directors shall from time to time determine whether and to what extent and at what time and places as under what conditions or regulations the accounts and books of the Company or any of them shall be open to the inspection of members not being Directors and no person (not being a Director) other than the President or his Nominees shall have any right of inspecting any account or book or document of the Company except as conferred by law or authorized by the Company in General Meeting.	<b>Inspection Of Accounts And Books</b>
<b>52.</b>	<p>Subject to the provisions of section 131 of the Act and the Applicable Law made there under, the Board may require the preparation of revised financial statement of the Company or a revised Boards' report in respect of any of the three preceding financial years, if it appears to them that (a) the financial statement of the Company or (b) the report of the Board do</p> <p>not comply with the provisions of section 129 or section 134 of the Act.</p>	<b>Preparation of Revised Financial Statements Or Board's Report</b>
<b>53.</b>	(1) Statutory Auditors shall be appointed or re-appointed by the Comptroller & Auditor General of India and Cost Auditors, if any, shall be appointed by the Board. The rights and duties of auditors shall be regulated in accordance with sections 139 to 148 of the Act and other Applicable Laws, if any.	<b>Audit</b>

	<p>(2) Subject to the provisions of section 139 of the Act and Applicable Laws made thereunder, the statutory auditors of the Company shall be appointed for a period not exceeding five consecutive years.</p> <p>(3) Secretarial Auditor shall be appointed by the Board and their rights and duties regulated in accordance with sections 204 of the Act and Applicable Law, if any.</p> <p>Notwithstanding anything contained in all these Articles but subject to the provisions of the Act, the President or BCCL may from time to time, issue such directives or instructions as may be considered necessary in regard to the finances, conduct of the business and affairs of the Company and in like manner may vary and annul any such directives or instructions. The Director(s) shall give immediate effect to the directives or instructions so issued. All directives issued by the President or BCCL shall be so in writing addressed to the Chairman of the Company.</p>	
54.	<p>a) A document or notice may be served or given by the Company on any member either personally or sending it by post to him to his registered address or (if he has no registered address in India) to the address, if any, in India supplied by him to the Company for serving documents or notices on him or by way of any electronic transmission, as prescribed in section 20 of the Act and Applicable Law made thereunder. Where a document or notice is sent by post, services of the document or notice shall be deemed to be effected by properly addressing, prepaying and posting a letter containing the document or notice, provided that where a member has intimated to the Company in advance that documents or notices should be sent to him by registered post with or without acknowledgment due and has deposited with the Company a sum sufficient to defray the expenses of the doing so, service of the documents or notice shall not be deemed to be effected unless it is sent in the manner intimated by the member and such service shall be deemed to have been effected in the case of notice of a meeting, at the expiration of forty-eight hours after the letter containing the document or notice is posted and in any other case at the time at which the letter would be delivered in the ordinary course of post.</p> <p>b) A document or notice advertised in a newspaper circulating in the neighbourhood of the registered office of the Company shall be deemed to be duly served or sent on the day on which the advertisement appears to every member who has no registered address in India and has not supplied to the Company an address within India for serving of documents on or the sending of notices to him.</p> <p>c) A document or notice may be served or given by the Company or given to the joint-holders of a share by serving or giving the document or notice on or to the joint-holders named first in the register of members in respect of the share.</p> <p>d) A document or notice may be served or given by the Company on or to the persons entitled to a share in consequence of the death or insolvency of a member by sending it through post in a prepaid letter addressed to him or them by name or by the title of representatives of the deceased or assignee of the insolvent or by any like description, at the address if any) in India supplied for the purpose by the persons claiming to be entitled, or (until such an address has been so supplied) by serving the document or notice in any manner in which the same might have been given if the death or insolvency had not occurred.</p>	<p><b>Service of documents and notices</b></p>

	<p>e) Documents or notices of every General Meeting shall be served or given in the same manner herein before on or to (a) every member of the Company, legal representative of any deceased member or the assignee of an insolvent member, (b) every Director of the Company and (c) the auditor(s) for the time being of the Company.</p> <p>f) Every person who, by operation of law, transfer or other means whatsoever, shall become entitled to any share, shall be bound by every document or notice in respect of such shares, previously to his name and address being entered on the register of members, shall have been duly served on or given to the person from whom he derives his title to such shares.</p> <p>g) Any document or notice to be served or given by the Company may be signed by a Director or some person duly authorised by the Board of Directors for such purpose and the signatures thereto may be written, printed or lithographed.</p> <p>h) All documents or notices to be served or given by members on or to the Company or any office thereof shall be served or given by sending it to the Company or officer at the office by post or by registered post, or by leaving it at the office or by such other electronic means as prescribed in section 20 of the Act and Applicable Law made thereunder.</p> <p>i) Any information in the form of a micro film of a document or image or a facsimile copy or any statement in a document included in a printed material produced by a computer shall be deemed to be a document and shall be admissible in any proceedings without further production of original, provided the conditions referred in section 397 are complied with. All provisions of The Information Technology Act, 2000 relating to the electronic records, including the manner and format in which the electronic records shall be filed, in so far as they are consistent with the Act, shall apply to the records in electronic form under section 398 of the Act</p>	
<b>55.</b>	<p>Subject to the provisions of Chapter XX of the Act and Applicable Law made thereunder—</p> <p>If the Company shall be wound up, the liquidator may, with the sanction of a special resolution of the Company and any other sanction required by the Act, but subject to the rights attached to any preference share capital, divide among the contributories in specie any part of the assets of the Company and may with the like sanction vest any part of the assets of the Company in trustees upon such trusts for the benefit of the contributories as the Liquidator, with the like sanction shall think fit.</p> <p>For the purpose aforesaid, the liquidator may set such value as he deems fair upon any property to be divided as aforesaid and may determine how such division shall be carried out as between the members or different classes of members.</p> <p>The Liquidator may, with the like sanction, vest the whole or any part of such assets in trustees upon such trusts for the benefit of the contributories if he considers necessary, but no member shall be compelled to accept any shares or other securities whereon there is any liability.</p> <p>But this clause is to be without prejudice to the rights of the holders of shares issued upon special terms and conditions.</p>	<b>Winding Up</b>
<b>56.</b>	<p>Every manager, auditor, trustee, member of a committee, officer, servant, agent, accountant or other person employed in the business of the Company shall, if so required by the Board of Directors, before entering upon the</p>	<b>Secrecy Clause</b>

	<p>duties, sign a declaration pledging himself to observe strict secrecy respecting all bonafide transactions of the Company with its customers and the state of accounts with individuals and in matters relating thereto and shall by such declaration pledge himself not to reveal any of the matters which may come to his knowledge in the discharge of his duties except when required to do so by the Directors or by any general meeting or by the law of the country and except so far as may be necessary in order to comply with any of the provisions in these presents and the provisions of the Act.</p> <p>No member shall be entitled to visit or inspect the Company's work without permission of a Director or to require discovery of or any detail of the Company's trading or any matter which is or may be in the nature of a trade secret or secret success which may relate to the conduct of the business of the Company and which in the opinion of the Directors, it will be inexpedient in the interest of the members of the Company to communicate to the public.</p>	
57.	<p>For the purpose of this Article, the following expressions shall have the meanings respectively assigned below:</p> <p>(a) <b><i>"Claims"</i></b> means all claims for fine, penalty, amount paid in a proceeding for compounding/composition or immunity proceeding, actions, prosecutions, and proceedings, whether civil, criminal or regulatory;</p> <p>(b) <b><i>"Indemnified Person"</i></b> shall mean any Director, officer or employee of the Company, as determined by the Board, who in bonafide pursuit of duties or functions or of honest and reasonable discharge any functions as a Director, officer or employees, has or suffers any claims or losses, or against whom any claims or losses are claimed or threatened;</p> <p>(c) <b><i>"Losses"</i></b> means any losses, damages, cost and expense, penalties, liabilities, compensation or other awards, or any settlement thereof, or the monetary equivalent of a non-monetary suffering, arising in connection with any claim.</p>	<p><b>Indemnity and Responsibility</b></p>
58.	<p>1) Where Board determines that any Director, officer or employee of the Company should be an Indemnified Person herein, the Company shall, to the fullest extent and without prejudice to any other indemnity to which the Indemnified Person may otherwise be entitled, protect, indemnify and hold the Indemnified Person harmless in respect of all claims and losses, arising out of, or in connection with, the actual or purported exercise of, or failure to exercise, any of the Indemnified Person's powers, duties or responsibilities as a Director or officer of the Company or of any of its subsidiaries, together with all reasonable costs and expenses (including legal and professional fees).</p> <p>2) The Company shall further indemnify the Indemnified Person and hold him harmless on an 'as incurred' basis against all legal and other costs, charges and expenses reasonably incurred in defending claims including, without limitation, claims brought by, or at the request of, the Company and any investigation into the affairs of the Company by any judicial, governmental, regulatory or other body.</p> <p>3) The indemnity herein shall be deemed not to provide for, or entitle the Indemnified Person to, any indemnification against:</p> <p>(a) Any liability incurred by the Indemnified Person to the Company due to breach of trust, breach of any statutory or contractual duty, fraud or personal offence of the Indemnified Person;</p>	<p><b>Indemnification</b></p>

	<p>(b) Any liability arising due to any benefit wrongly availed by the Indemnified Person;</p> <p>(c) Any liability on account of any wrongful information or misrepresentation done by the Indemnified Person;</p> <p>(d) The Indemnified Person shall continue to be indemnified under the terms of the indemnities in this Article notwithstanding that he may have ceased to be a Director or officer of the Company or of any of its subsidiaries.</p>	
<b>59.</b>	Every officer of the Company shall be indemnified out of the assets of the Company against any liability incurred by him in defending any proceedings, whether civil or criminal, in which judgment is given in his favour or in which he is acquitted or in which relief is granted to him by the court or the tribunal.	<b>Not Responsible for the Acts of Others</b>

## SECTION IX: OTHER INFORMATION

### MATERIAL CONTRACTS AND DOCUMENTS FOR INSPECTION

The copies of the following documents and contracts which have been entered or are to be entered into by our Company (not being contracts entered into in the ordinary course of business carried on by our Company), which are or may be deemed material, have been attached to the copy of this Red Herring Prospectus and the Prospectus which will be filed with the RoC and will also be available on the website of the Company which can be accessed at [www.bcclweb.in](http://www.bcclweb.in). Copies of the abovementioned contracts and also the documents for inspection referred to hereunder, may be inspected at the Registered and Corporate Office between 10 a.m. and 5 p.m. on all Working Days from the date of this Red Herring Prospectus until the Bid / Offer Closing Date (except for such agreements executed after the Bid / Offer Closing Date).

Any of the contracts or documents mentioned in this Red Herring Prospectus may be amended or modified at any time if so required in the interest of our Company or if required by the other parties, without reference to the Shareholders, subject to compliance of the provisions contained in the Companies Act and other applicable law.

#### A. Material Contracts for the Offer

1. Offer Agreement dated May 30, 2025 entered into among our Company, the Promoter Selling Shareholder and the BRLMs.
2. Registrar Agreement dated May 30 2025 entered into among our Company, the Promoter Selling Shareholder and the Registrar to the Offer.
3. Cash Escrow and Sponsor Bank Agreement dated January 2, 2026 entered into among our Company, the Promoter Selling Shareholder, the BRLMs, the Bankers to the Offer and the Registrar to the Offer.
4. Syndicate Agreement dated January 2, 2026 entered into among our Company, the Promoter Selling Shareholder, the BRLMs and the Registrar to the Offer.
5. Share Escrow Agreement dated December 20, 2025 entered into among our Company, the Promoter Selling Shareholder and the Share Escrow Agent.
6. Underwriting Agreement dated [●] entered into among our Company, the Promoter Selling Shareholder and the Underwriters.

#### B. Material Documents

1. Certified copies of the Memorandum of Association and Articles of Association of our Company, each as amended.
2. Fresh certificate of incorporation dated May 7, 2025 consequent upon conversion into a public limited company issued to our Company by the Registrar of Companies, Central Processing Centre.
3. Resolution of our Board dated May 27, 2025 authorizing the Offer and other related matters.
4. Resolution of our Board dated May 27, 2025 taking on record the participation of Promoter Selling Shareholder in the Offer for Sale.
5. Resolution of our Board dated May 30, 2025 approving the Draft Red Herring Prospectus.
6. Resolution of our Board dated January 2, 2026 approving this Red Herring Prospectus.
7. Consent letters of the Promoter Selling Shareholder for participation in the Offer for Sale, as detailed in “*The Offer*” beginning on page 85.
8. Copies of the annual reports of our Company as of and for the Financial Years 2025, 2024 and 2023.

9. Resolution of Audit Committee dated January 2, 2026 approving the key performance indicators of the Company.
10. Engagement letter dated January 19, 2025 with CRISIL.
11. Report titled “*Report on Indian Coking Coal Industry*” dated November, 2025 issued by CRISIL and consent dated December 9, 2025 issued by CRISIL with respect to the report.
12. Engagement letter dated January 22, 2025, with SRK Consulting.
13. Report titled “*An Independent Technical Report on the Coal Resources and Reserves of Bharat Coking Coal Limited, India*” dated December 2, 2025, issued by SRK Consulting and consent dated December 2, 2025 issued by SRK Consulting with respect to the report.
14. Consents of our Directors, the BRLMs, the Promoter Selling Shareholder, the legal counsel to our Company as to Indian Law, the Registrar to the Offer, the Bankers to our Company, the Company Secretary and Compliance Officer and the Bankers to the Offer in their respective capacities.
15. Written consent dated December 9, 2025 from Nag & Associates, Chartered Accountants, to include their name as required under section 26(1) of the Companies Act, 2013 read with SEBI ICDR Regulations, in this Red Herring Prospectus, and as an “expert” as defined under section 2(38) of the Companies Act, 2013 to the extent and in their capacity as our Statutory Auditors, and in respect of their (i) examination report, dated December 8, 2025 on the Restated Financial Information; (ii) their report dated December 9, 2025 on the statement of special tax benefits available to our Company, and their respective shareholders, included in this Red Herring Prospectus.
16. Written consent dated December 9, 2025 from Mehta and Mehta, practicing company secretary, to include their name in this Red Herring Prospectus and be named as an “expert” as defined under Section 2(38) of the Companies Act, 2013 in respect of the certificate issued by them in their capacity as a practicing company secretary to our Company.
17. The examination report dated December 8, 2025 of the Statutory Auditors on the Restated Financial Information
18. The report dated December 9, 2025 of the Statutory Auditors, on the statement of special tax benefits available to our Company and their respective shareholders.
19. Certificate relating to key performance indicators dated January 2, 2026 issued by the Statutory Auditors.
20. Certificate dated January 2, 2026 issued by the Statutory Auditors with respect to auditor’s reservations, qualifications, adverse remarks or matters of emphasis.
21. Certificate dated January 2, 2026 issued by the Statutory Auditors with respect to the weighted average cost of acquisition per share of the Company.
22. Certificate dated January 2, 2026 issued by the Statutory Auditors with respect to the dividends of the Company.
23. Certificate dated January 2, 2026 issued by the Statutory Auditors with respect to the financial indebtedness of the Company.
24. Certificate dated January 2, 2026 issued by the Statutory Auditors with respect to the outstanding dues to MSMEs, material creditors and other creditors.
25. Certificate dated January 2, 2026 issued by the Statutory Auditors with respect to the capitalisation statement of the Company.
26. Certificate dated January 2, 2026 issued by the Statutory Auditors with respect to the basis for offer price.



27. Exemption letter from SEBI bearing reference number SEBI/CFD/RACDIL2/2025/24344/1 dated September 12, 2025.
28. Exemption letter from SEBI bearing reference number SEBI/CFD/RAC-DIL2/P/OW/2025/30957/1 dated December 11, 2025.
29. Tripartite agreement dated May 8, 2025 among our Company, NSDL and the Registrar to the Offer.
30. Tripartite agreement dated May 23, 2025 among our Company, CDSL and the Registrar to the Offer.
31. Due diligence certificate dated May 30, 2025 addressed to the SEBI from the BRLMs.
32. In-principle listing approvals each dated September 3, 2025 issued by the BSE and the NSE.
33. SEBI observation letter bearing number SEBI/HO/CFD/RAC-DIL2/P/OW/2025/25054/1 dated September 19, 2025 addressed to the BRLMs from the SEBI.

## DECLARATION

I hereby certify and declare that all relevant provisions of the Companies Act, 2013 and the rules, regulations and guidelines issued by the Government of India and the rules, regulations and guidelines issued by the Securities and Exchange Board of India, established under section 3 of the Securities and Exchange Board of India Act, 1992, as amended, as the case may be, have been complied with and no statement, disclosures and undertakings made in this Red Herring Prospectus is contrary to the provisions of the Companies Act, 2013, the Securities Contracts (Regulation) Act, 1956, the Securities Contracts (Regulation) Rules, 1957, the Securities and Exchange Board of India Act, 1992, each as amended, or the rules made or regulations or guidelines notified thereunder, as the case may be. I further certify that all statements, disclosures and undertakings in this Red Herring Prospectus are true and correct.

## SIGNED BY DIRECTOR OF OUR COMPANY

---

**Manoj Kumar Agarwal**

*Chairman cum Managing Director, Chief Executive Officer and Director (Finance), additional charge*

**Place:** Dhanbad

**Date:** 02.01.2026

## **DECLARATION**

I hereby certify and declare that all relevant provisions of the Companies Act, 2013 and the rules, regulations and guidelines issued by the Government of India and the rules, regulations and guidelines issued by the Securities and Exchange Board of India, established under section 3 of the Securities and Exchange Board of India Act, 1992, as amended, as the case may be, have been complied with and no statement, disclosures and undertakings made in this Red Herring Prospectus is contrary to the provisions of the Companies Act, 2013, the Securities Contracts (Regulation) Act, 1956, the Securities Contracts (Regulation) Rules, 1957, the Securities and Exchange Board of India Act, 1992, each as amended, or the rules made or regulations or guidelines notified thereunder, as the case may be. I further certify that all statements, disclosures and undertakings in this Red Herring Prospectus are true and correct.

## **SIGNED BY DIRECTOR OF OUR COMPANY**

---

**Murli Krishna Ramaiah**

*Director (Human Resources)*

**Place:** Dhanbad

**Date:** 02.01.2026

## DECLARATION

I hereby certify and declare that all relevant provisions of the Companies Act, 2013 and the rules, regulations and guidelines issued by the Government of India and the rules, regulations and guidelines issued by the Securities and Exchange Board of India, established under section 3 of the Securities and Exchange Board of India Act, 1992, as amended, as the case may be, have been complied with and no statement, disclosures and undertakings made in this Red Herring Prospectus is contrary to the provisions of the Companies Act, 2013, the Securities Contracts (Regulation) Act, 1956, the Securities Contracts (Regulation) Rules, 1957, the Securities and Exchange Board of India Act, 1992, each as amended, or the rules made or regulations or guidelines notified thereunder, as the case may be. I further certify that all statements, disclosures and undertakings in this Red Herring Prospectus are true and correct.

## SIGNED BY DIRECTOR OF OUR COMPANY

---

**Sanjay Kumar Singh**

*Director (Technical)*

**Place:** Dhanbad

**Date:** 02.01.2026

## DECLARATION

I hereby certify and declare that all relevant provisions of the Companies Act, 2013 and the rules, regulations and guidelines issued by the Government of India and the rules, regulations and guidelines issued by the Securities and Exchange Board of India, established under section 3 of the Securities and Exchange Board of India Act, 1992, as amended, as the case may be, have been complied with and no statement, disclosures and undertakings made in this Red Herring Prospectus is contrary to the provisions of the Companies Act, 2013, the Securities Contracts (Regulation) Act, 1956, the Securities Contracts (Regulation) Rules, 1957, the Securities and Exchange Board of India Act, 1992, each as amended, or the rules made or regulations or guidelines notified thereunder, as the case may be. I further certify that all statements, disclosures and undertakings in this Red Herring Prospectus are true and correct.

## SIGNED BY DIRECTOR OF OUR COMPANY

---

**Niladri Roy**

*Director (Technical)*, additional charge

**Place:** Sanctoria

**Date:** 02.01.2026

## DECLARATION

I hereby certify and declare that all relevant provisions of the Companies Act, 2013 and the rules, regulations and guidelines issued by the Government of India and the rules, regulations and guidelines issued by the Securities and Exchange Board of India, established under section 3 of the Securities and Exchange Board of India Act, 1992, as amended, as the case may be, have been complied with and no statement, disclosures and undertakings made in this Red Herring Prospectus is contrary to the provisions of the Companies Act, 2013, the Securities Contracts (Regulation) Act, 1956, the Securities Contracts (Regulation) Rules, 1957, the Securities and Exchange Board of India Act, 1992, each as amended, or the rules made or regulations or guidelines notified thereunder, as the case may be. I further certify that all statements, disclosures and undertakings in this Red Herring Prospectus are true and correct.

## SIGNED BY DIRECTOR OF OUR COMPANY

---

**Sanoj Kumar Jha**

*Part-time Official Director*

**Place:** New Delhi

**Date:** 02.01.2026

## DECLARATION

I hereby certify and declare that all relevant provisions of the Companies Act, 2013 and the rules, regulations and guidelines issued by the Government of India and the rules, regulations and guidelines issued by the Securities and Exchange Board of India, established under section 3 of the Securities and Exchange Board of India Act, 1992, as amended, as the case may be, have been complied with and no statement, disclosures and undertakings made in this Red Herring Prospectus is contrary to the provisions of the Companies Act, 2013, the Securities Contracts (Regulation) Act, 1956, the Securities Contracts (Regulation) Rules, 1957, the Securities and Exchange Board of India Act, 1992, each as amended, or the rules made or regulations or guidelines notified thereunder, as the case may be. I further certify that all statements, disclosures and undertakings in this Red Herring Prospectus are true and correct.

## SIGNED BY DIRECTOR OF OUR COMPANY

---

**Mukesh Choudhary**

*Part-time Official Director*

**Place:** Kolkata

**Date:** 02.01.2026

## DECLARATION

I hereby certify and declare that all relevant provisions of the Companies Act, 2013 and the rules, regulations and guidelines issued by the Government of India and the rules, regulations and guidelines issued by the Securities and Exchange Board of India, established under section 3 of the Securities and Exchange Board of India Act, 1992, as amended, as the case may be, have been complied with and no statement, disclosures and undertakings made in this Red Herring Prospectus is contrary to the provisions of the Companies Act, 2013, the Securities Contracts (Regulation) Act, 1956, the Securities Contracts (Regulation) Rules, 1957, the Securities and Exchange Board of India Act, 1992, each as amended, or the rules made or regulations or guidelines notified thereunder, as the case may be. I further certify that all statements, disclosures and undertakings in this Red Herring Prospectus are true and correct.

## SIGNED BY DIRECTOR OF OUR COMPANY

---

**Arun Kumar Oraon**

*Non-official Independent Director*

**Place:** Ranchi

**Date:** 02.01.2026



## **DECLARATION**

I hereby certify and declare that all relevant provisions of the Companies Act, 2013 and the rules, regulations and guidelines issued by the Government of India and the rules, regulations and guidelines issued by the Securities and Exchange Board of India, established under section 3 of the Securities and Exchange Board of India Act, 1992, as amended, as the case may be, have been complied with and no statement, disclosures and undertakings made in this Red Herring Prospectus is contrary to the provisions of the Companies Act, 2013, the Securities Contracts (Regulation) Act, 1956, the Securities Contracts (Regulation) Rules, 1957, the Securities and Exchange Board of India Act, 1992, each as amended, or the rules made or regulations or guidelines notified thereunder, as the case may be. I further certify that all statements, disclosures and undertakings in this Red Herring Prospectus are true and correct.

## **SIGNED BY THE CHIEF FINANCIAL OFFICER OF OUR COMPANY**

---

**Satya Raju Masapogu**  
*Chief Financial Officer*

**Place:** Dhanbad

**Date:** 02.01.2026

## **DECLARATION**

We, Coal India Limited, in our capacity as a Promoter Selling Shareholder, hereby confirm and declare that all statements, disclosures and undertakings made or confirmed by us in this Red Herring Prospectus in relation to us, as the Promoter Selling Shareholder and the Offered Shares, are true and correct. We assume no responsibility as a Promoter Selling Shareholder, for any other statements, disclosures or undertakings including, any of the statements and undertakings made or confirmed by or relating to the Company or any other person(s) in this Red Herring Prospectus.

**SIGNED FOR AND ON BEHALF OF COAL INDIA LIMITED**

---

**For Coal India Limited**  
**(Promoter Selling Shareholder)**

**Name:** Asheesh Kumar

**Designation:** Director (Business Development), Coal India Limited

**Place:** Kolkata

**Date:** 02.01.2026